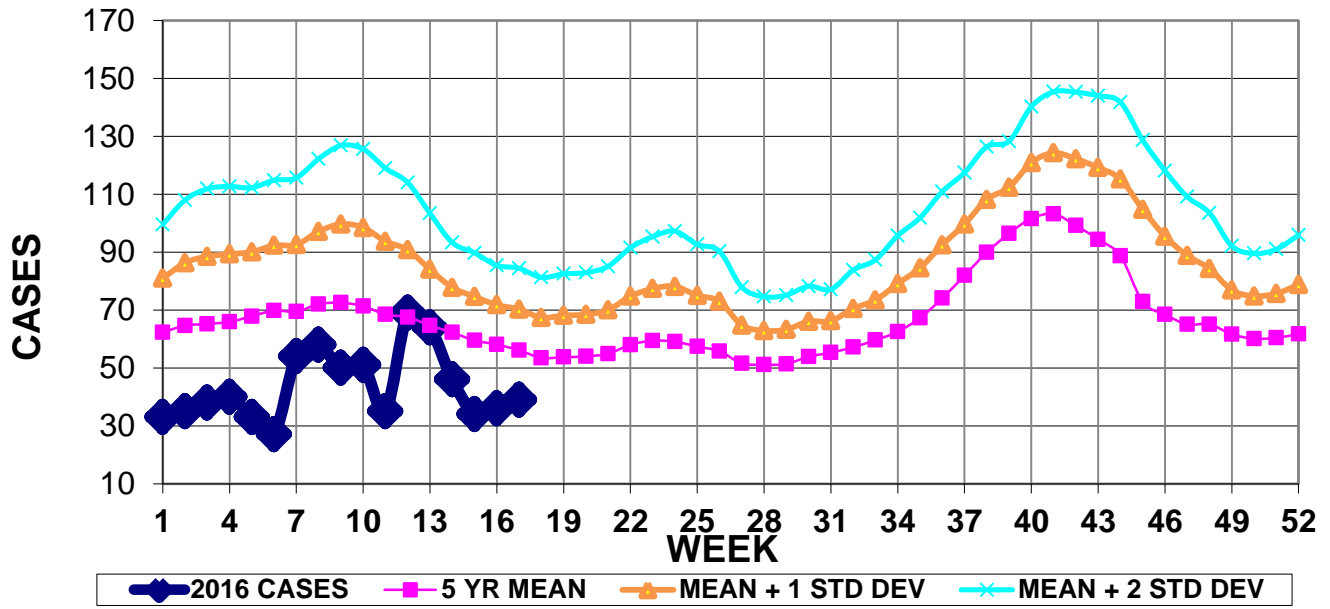


INFECTION CONTROL DEPARTMENT
 GUAM MEMORIAL HOSPITAL AUTHORITY
GUAM EPIDEMIOLOGY NEWSLETTER

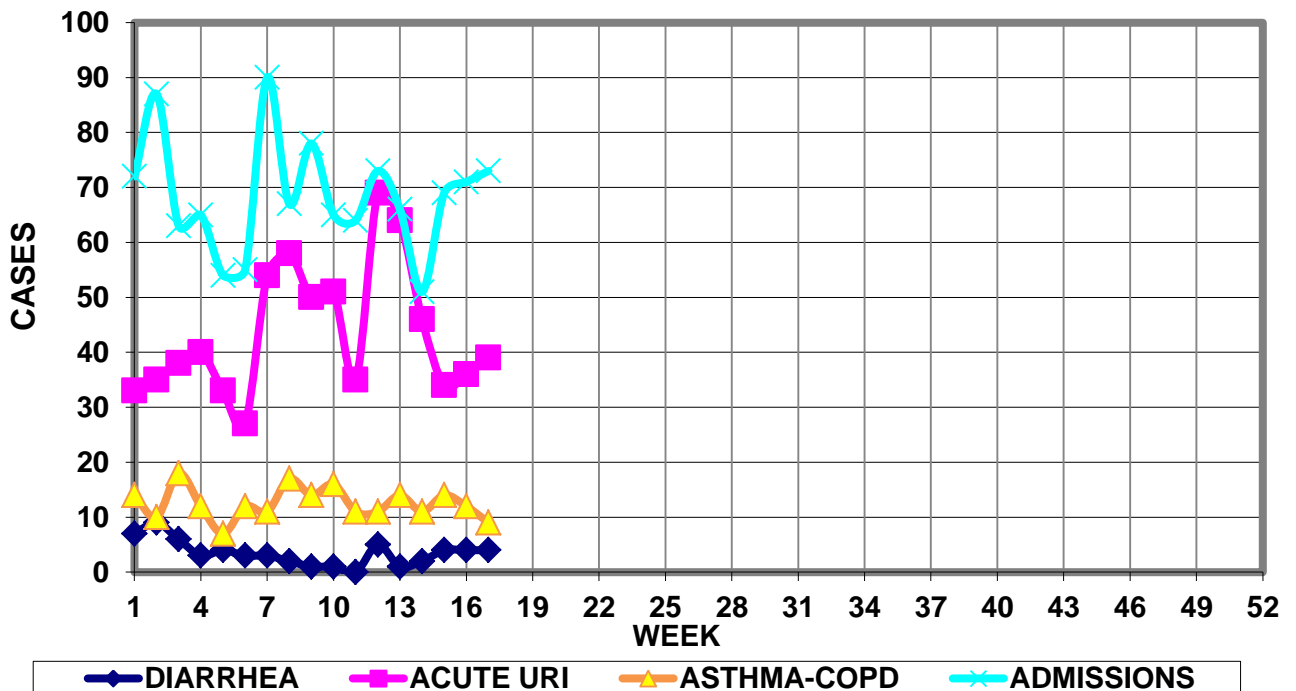
REPORT FOR WEEK ENDING: 4/30/2016 (Reporting week 2016-17)

GUAM REPORTS

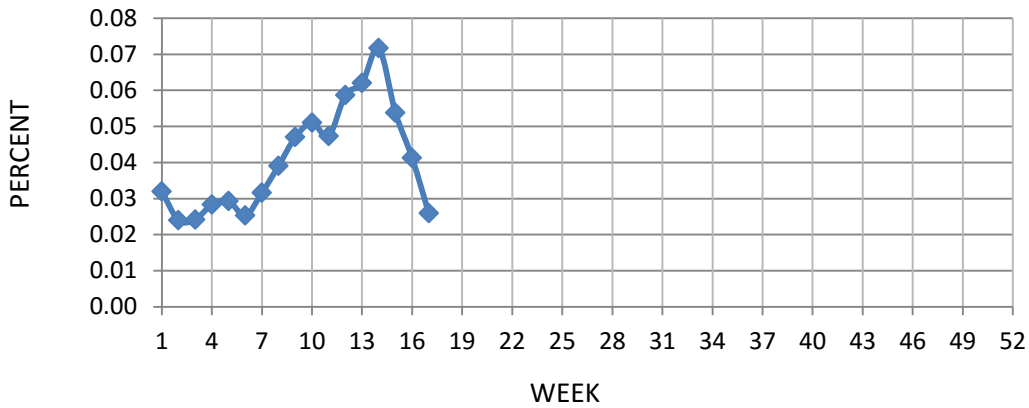
**GUAM ACUTE RESPIRATORY INFECTION SURVEILLANCE 2016;
 GMHA-EMERGENCY DEPARTMENT PATIENTS BY WEEK SEEN**



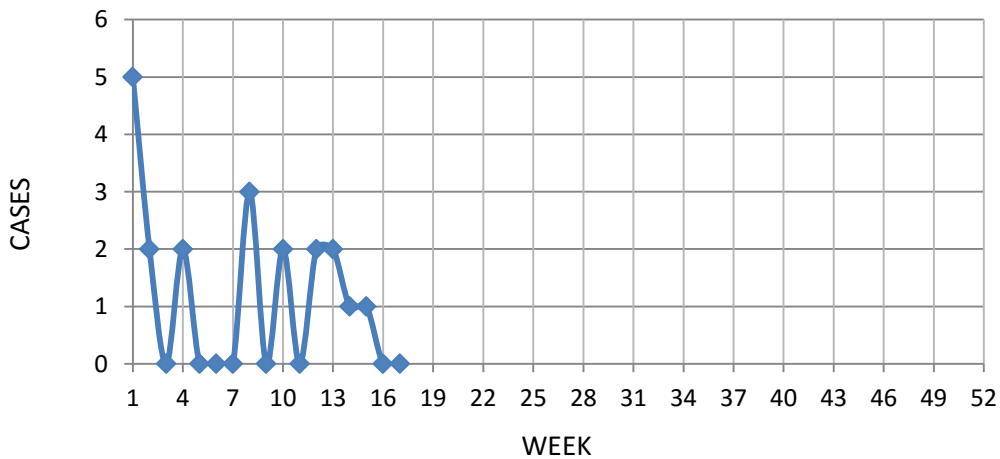
**GUAM SYNDROMIC DISEASE SURVEILLANCE
 GMHA-ED PATIENT DIAGNOSES BY WEEK, 2016**



PERCENT OF TOTAL PATIENTS SEEN IN THE GMHA-ER WITH A DIAGNOSIS OF FLU/ILI (3-WEEK SMOOTHED), 2016



NUMBER OF CASES OF INFLUENZA AND ILI REPORTED BY SENTINEL PHYSICIANS BY WEEK REPORTED, 2016



GUAM SENTINEL PHYSICIAN INFLUENZA SURVEILLANCE

REPORTS OF INFLUENZA OR INFLUENZA-LIKE ILLNESSES
RECEIVED FOR THE WEEK ENDING 4/30/16

No cases reported by sentinel physicians

Bureau of Communicable Disease Control
Guam Department of Public Health & Social Services
H1N1 INFLUENZA SURVEILLANCE
7 CASES OF H1N1 REPORTED FOR 2016 WEEK 17
Cumulative 2016: 53 civilian & 2 military cases

INFECTION CONTROL DEPARTMENT
 GUAM MEMORIAL HOSPITAL AUTHORITY
**HOSPITALIZATIONS FOR INFLUENZA A BY AGE
 AND MORBIDITY REPORTING WEEK, 2016**

AGE	8	9	10	11	12	13	14	15	16	17	TOTAL
0-4											
5-18											
19-24											
25-49											
50-64											
65+									1		1
TOTAL	0	0	0	0	0	0	0	0	1	0	1

Bureau of Communicable Disease Control
Guam Department of Public Health & Social Services
ISLAND-WIDE COMMUNICABLE DISEASE REPORT

REPORTS RECEIVED DURING THE WEEK ENDING 4/30/2016

<i>Acinetobacter. baumannii</i> MDR	4
<i>Chlamydia trachomatis</i>	24
<i>E. coli</i> MDR, ESBL+	3
Gonorrhea	3
<i>H. influenzae</i> , invasive disease	1
<i>Klebsiella pneumoniae</i>	3
MRSA	10
Salmonellosis	1
Scabies	1
Streptococcal sore throat	10
Streptococcal disease, other	3
Tuberculosis	2
VRE	2

INFECTION CONTROL DEPARTMENT
GUAM MEMORIAL HOSPITAL AUTHORITY

**GMHA-EMERGENCY DEPARTMENT CLINICAL DIAGNOSES OF INFLUENZA OR
FLU-SYNDROME BY WEEK AND PATIENT'S VILLAGE OF RESIDENCE, 2016**

(Villages listed geographically from northern-most to southern-most)

VILLAGE	WEEK										TOTAL	2016 RATE
	8	9	10	11	12	13	14	15	16	17		
Yigo	1	3	1	2	1	4	3	1	1	1	26	123.96
Dededo	4	3	5	1	8	4	4	2	3	3	53	115.48
Tamuning	2	2	3	1	0	7	2	0	2	0	22	109.44
Barrigada	1	3	1	1	0	0	0	0	0	1	12	132.41
Mangilao	3	1	6	2	1	4	1	1	0	0	26	167.59
Mongmong-T-M	2	0	2	3	2	1	2	1	1	0	21	301.29
Hagatña	0	0	0	0	1	0	0	0	1	0	2	186.39
Agaña Heights	0	1	0	1	1	0	0	0	1	0	6	154.28
Sinajana	0	0	0	0	0	2	0	0	0	0	3	113.34
Chalan Pago-Ordot	0	4	0	0	1	2	1	0	1	0	9	129.18
Asan-Maina	0	0	0	0	7	0	0	0	0	0	7	320.81
Piti	0	0	0	0	0	0	0	0	0	0	1	67.34
Santa Rita	0	1	1	0	1	0	4	0	0	0	9	144.86
Agat	0	0	3	0	0	0	0	0	0	0	9	179.25
Yona	0	0	0	1	2	0	1	0	2	2	12	181.32
Talofof	1	0	0	0	2	0	0	1	0	0	4	128.41
Inarajan	3	1	0	0	2	2	0	0	1	0	11	473.93
Merizo	0	0	0	0	0	1	1	0	0	0	3	158.81
Umatac	0	0	0	0	0	0	0	0	1	0	1	125.16
Tourist	0	1	0	0	1	0	0	0	0	0	4	
Unknown	0	0	1	0	0	0	0	0	0	0	1	
TOTAL	17	20	23	12	30	27	19	6	14	7	246	151.16

NOTE: Rate = cases per 100,000 population for the year to date.

GMHA-ER INFLUENZA/ILI ACTIVITY LEVEL – WIDESPREAD (10 of 19 villages affected)
(ACTIVITY LEVELS: No activity, Sporadic, Local, Regional, Widespread)

GMHA-ER INFLUENZA/ILI ACTIVITY BY AGE – WEEK 17

GENDER	Total	< 1	1-4	5-9	10-14	15-19	20-24	25-29	30-39	40-49	50-64	65+	UNK
MALE	5	1	2	1	0	0	0	0	0	1	0	0	0
FEMALE	2	1	0	1	0	0	0	0	0	0	0	0	0
TOTAL	7	2	2	2	0	0	0	0	0	1	0	0	0

GUAM ANIMAL DISEASE (ZOOSES) REPORTS

None reported