


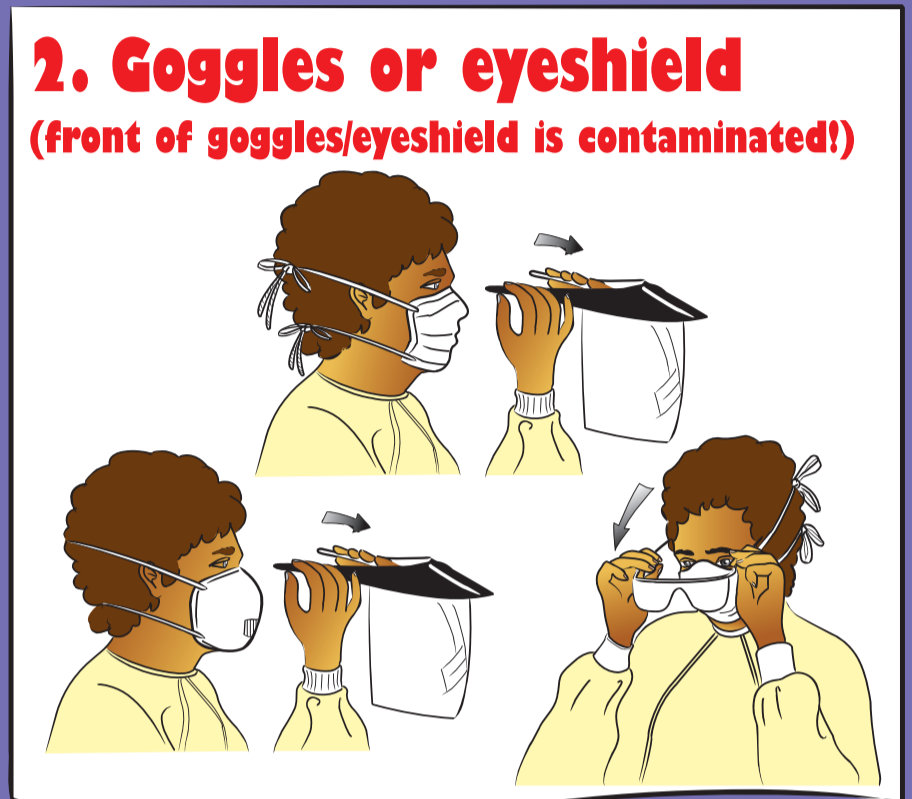
Sequence for removing personal protective equipment (PPE)

1 Remove PPE at doorway or in anteroom.

2 Remove respirator mask after leaving isolation room and closing door.



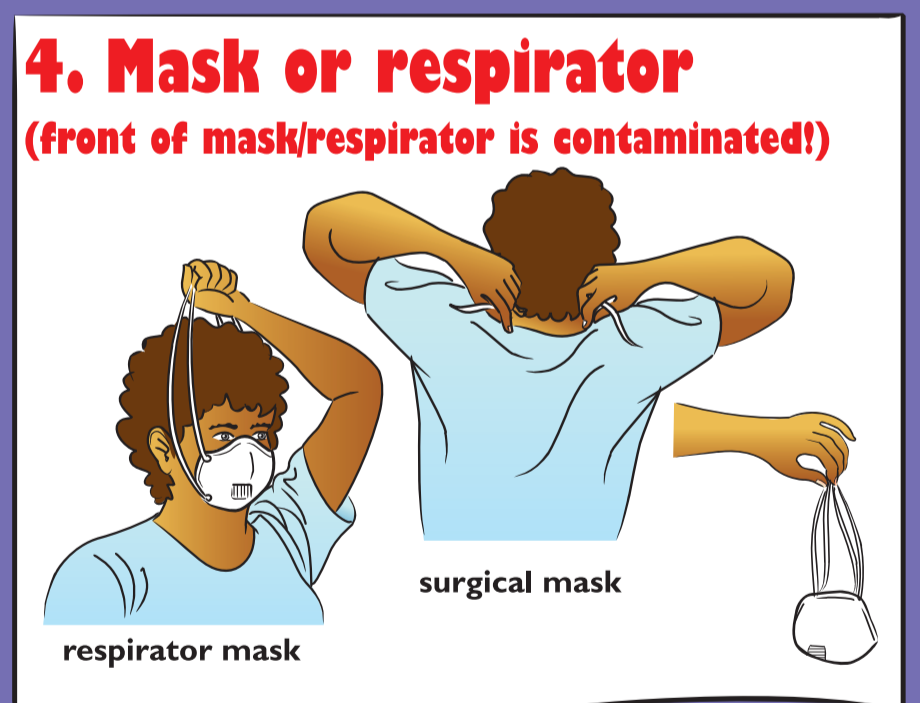
- Grasp outside of first glove with opposite gloved hand and peel off
- Hold removed glove in gloved hand
- With ungloved hand slide finger just under wrist of gloved hand
- Roll off over first glove
- Discard in waste bin



- Do not touch front of goggles or eyeshield
- Hold earpieces of goggles or headband of eyeshield and remove
- Place in container for cleaning and disinfection



- Do not touch outside of gown
- Undo ties at neck and waist
- Roll off from neck and shoulders, turning gown inside out
- Discard in waste bin



- Do not touch front of mask or respirator
- For **respirator mask**: grasp top tape and then bottom tape with your hands
- Lift carefully over head and remove
- For **surgical mask**: untie straps and lift away from face
- Discard in waste bin
- Perform hand hygiene immediately with soap and water or alcohol hand rub