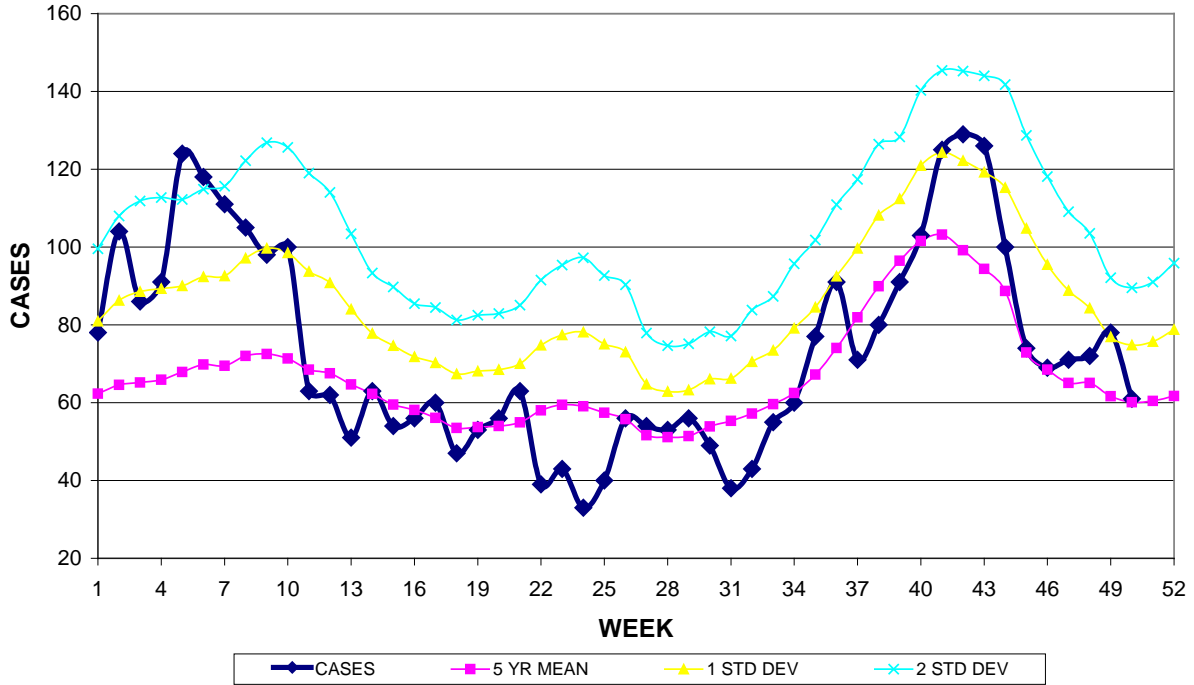
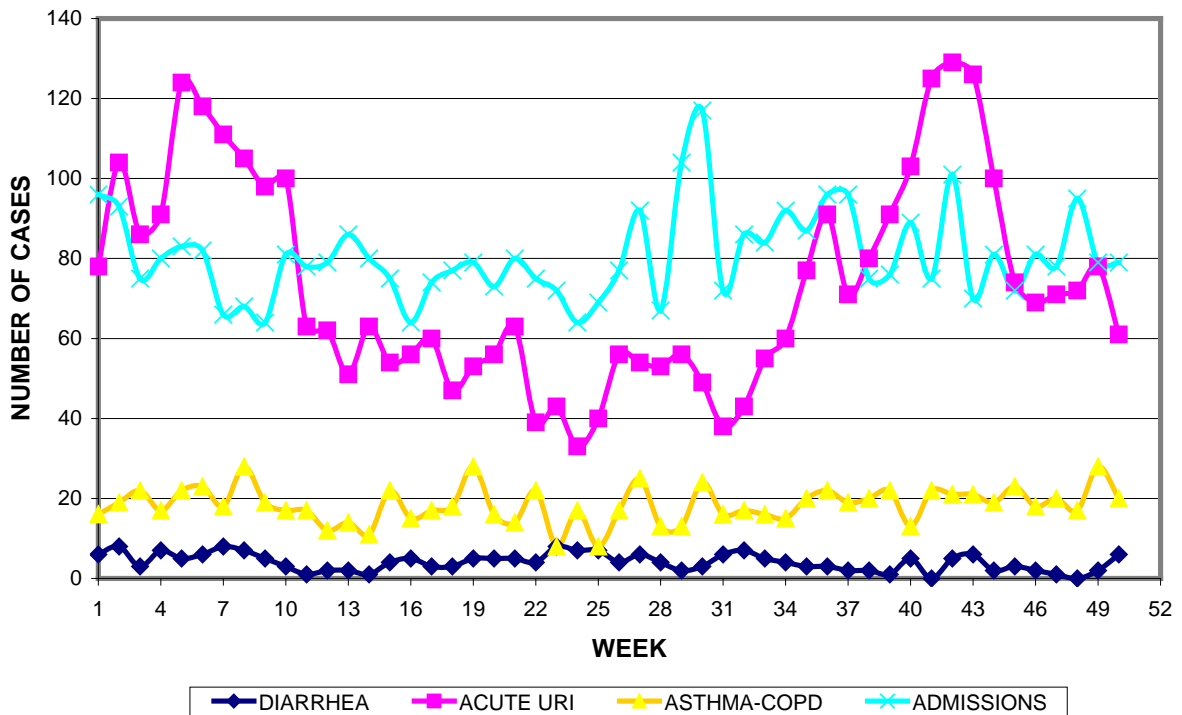


GUAM REPORTS

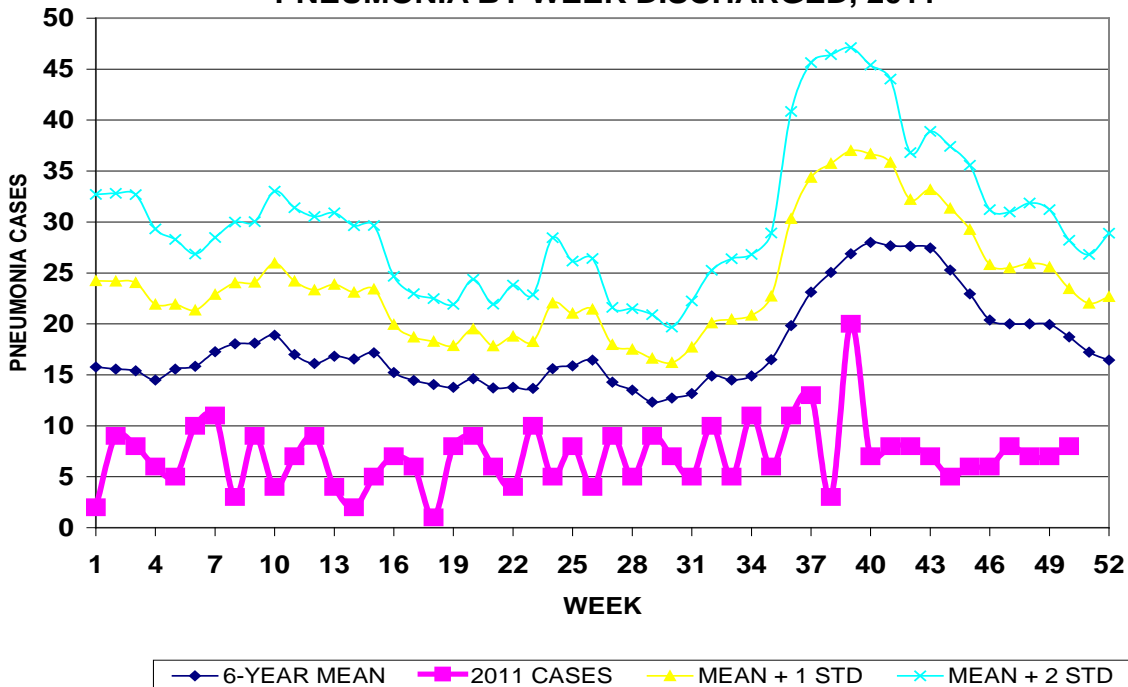
**GUAM ACUTE RESPIRATORY INFECTION SURVEILLANCE 2011;
 GMHA-EMERGENCY DEPARTMENT PATIENTS BY WEEK SEEN**



GUAM SYNDROMIC DISEASE SURVEILLANCE
GMHA-ED PATIENT DIAGNOSES BY WEEK, 2011



**HOSPITAL INPATIENT DISCHARGES WITH A DIAGNOSIS OF
 PNEUMONIA BY WEEK DISCHARGED, 2011**



**GUAM SENTINEL PHYSICIAN INFLUENZA SURVEILLANCE
 REPORTS OF INFLUENZA OR INFLUENZA-LIKE ILLNESSES
 RECEIVED FOR THE WEEK ENDING 12/17/2011**

Sporadic – Two cases reported by sentinel physician
 (ACTIVITY LEVELS: No activity, Sporadic, Local, Regional, Widespread)

Foreign Quarantine & Enteric Diseases Section
 Bureau of Communicable Disease Control
 Guam Department of Public Health & Social Services

H1N1 INFLUENZA SURVEILLANCE, WEEK 50, 2011

Cumulative 2011: 2 civilian & 4 military cases
 NO CASES OF H1N1 REPORTED FOR WEEK 50

INFECTION CONTROL DEPARTMENT
 GUAM MEMORIAL HOSPITAL AUTHORITY

**HOSPITALIZATIONS FOR INFLUENZA A or B BY AGE
 AND MORBIDITY REPORTING WEEK, 2011**

	WEEK										
AGE	41	42	43	44	45	46	47	48	49	50	TOTAL
0-4											1
5-18											
19-24											
25-49											
50-64											2
65+											
TOTAL	0	0	0	0	0	0	0	0	0	0	3

INFECTION CONTROL DEPARTMENT
 GUAM MEMORIAL HOSPITAL AUTHORITY
**GMHA-EMERGENCY DEPARTMENT CLINICAL DIAGNOSES OF INFLUENZA OR
 FLU-SYNDROME BY WEEK AND PATIENT'S VILLAGE OF RESIDENCE, 2011**
 (Villages listed geographically from northern-most to southern-most)

VILLAGE	WEEK										TOTAL	2011 RATE
	41	42	43	44	45	46	47	48	49	50		
Yigo	2	0	2	0	0	0	1	0	0	1	29	125.92
Dededo	5	2	2	0	1	1	0	0	2	0	70	137.21
Tamuning	0	0	1	0	0	0	0	1	0	0	21	98.58
Barrigada	0	0	0	0	0	0	0	0	0	0	12	117.28
Mangilao	0	0	1	0	0	0	0	1	1	0	20	127.02
M-T-M	3	1	0	0	0	0	0	1	0	0	22	318.24
Hagatna	0	0	1	0	0	0	0	0	0	0	6	461.18
Agaña Hts	0	0	0	0	0	0	0	0	0	0	2	42.92
Sinajana	0	0	1	0	1	0	0	0	0	1	6	177.83
Chalan Pago- Ordot	0	0	0	0	0	2	0	0	0	0	10	142.76
Asan- Maina	0	0	0	0	0	0	0	0	0	0	0	0
Piti	0	0	0	0	0	0	0	1	0	0	1	50.76
Santa Rita	0	0	0	0	0	0	0	0	0	0	4	45.10
Agat	0	0	0	0	0	0	0	0	0	0	5	74.75
Yona	0	0	1	0	0	0	0	0	0	0	13	169.54
Talofof	0	1	0	0	0	0	0	1	0	0	6	157.81
Inarajan	0	0	0	0	0	0	0	0	0	0	4	110.83
Merizo	0	0	0	0	1	0	0	0	0	0	4	156.37
Umatac	0	0	0	0	0	0	0	0	0	0	0	0
Unknown	0	0	0	0	0	0	0	0	0	0	0	-
TOTAL	10	4	9	0	3	3	1	5	3	2	235	128.36

NOTE: Rate = cases per 100,000 population for the specified period.

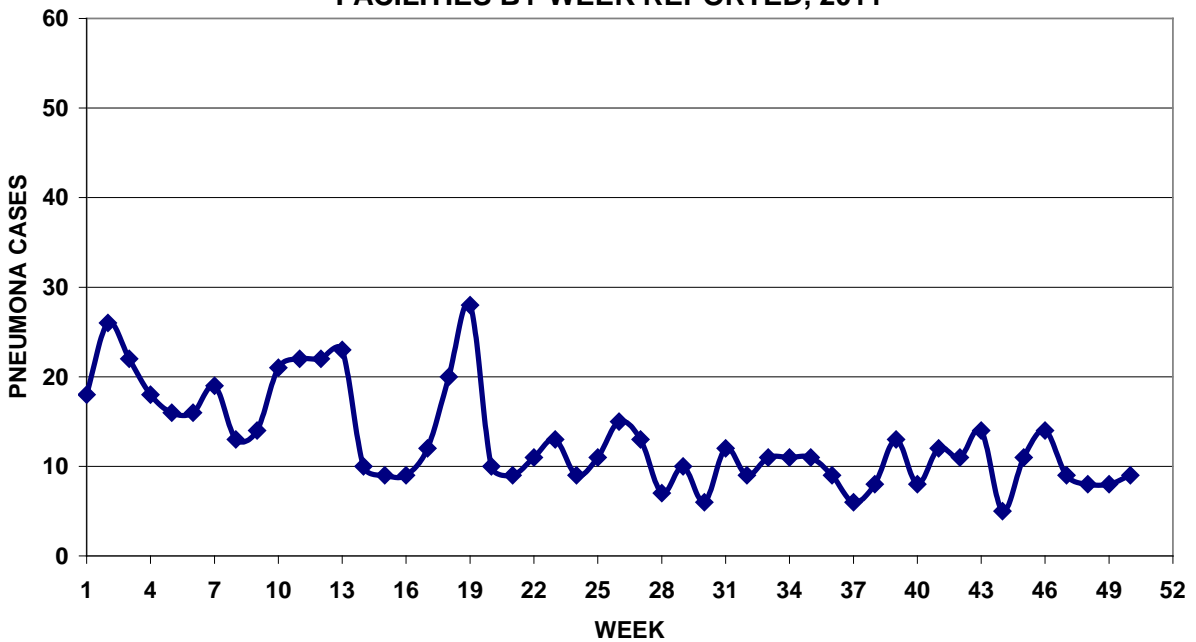
GUAM ANIMAL DISEASE (ZONOSSES) REPORTS
 REPORTS RECEIVED FOR THE WEEK ENDING 12/17/2011

None reported

Bureau of Communicable Disease Control
Guam Department of Public Health & Social Services
ISLAND-WIDE COMMUNICABLE DISEASE REPORT
 REPORTS RECEIVED FOR THE WEEK ENDING 12/17/2011

<i>Acinetobacter baumannii</i>	3
Chickenpox	1
Chlamydia	2
Conjunctivitis	4
<i>E. coli</i> MDR	2
<i>Enterobacter</i> MDR	1
Food poisoning	33
Hepatitis A	1
MRSA	10
Streptococcal disease, other	3
Tuberculosis	1

PREVENTIVE MEDICINE DEPARTMENT
 U.S. NAVAL HOSPITAL GUAM
**PNEUMONIA CASES SEEN IN GUAM MILITARY TREATMENT
 FACILITIES BY WEEK REPORTED, 2011**



LOCAL NEWS

Apparent food-borne illness has affected at least 33 high school students on holiday from Japan. The source of infection and causative agent are under investigation by the DPHSS Division of Environmental Health.

