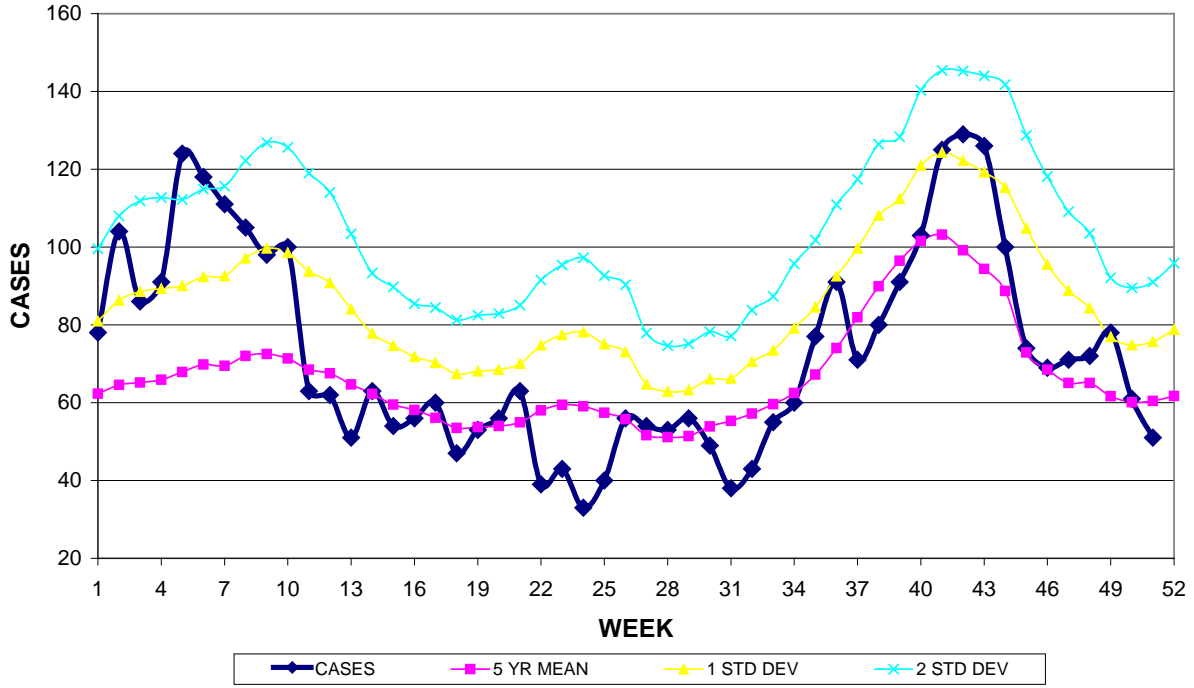


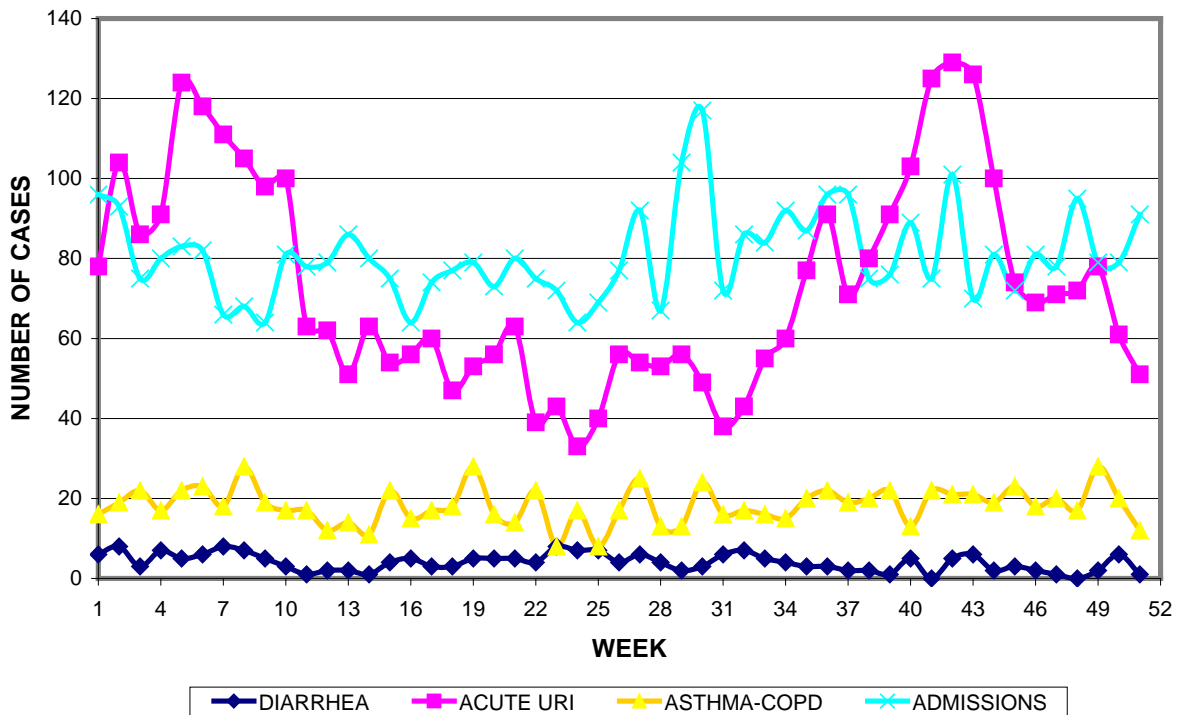
INFECTION CONTROL DEPARTMENT
 GUAM MEMORIAL HOSPITAL AUTHORITY
GUAM EPIDEMIOLOGY NEWSLETTER
 REPORT FOR WEEK ENDING: 12/24/2011 (Reporting week 2011-51)

GUAM REPORTS

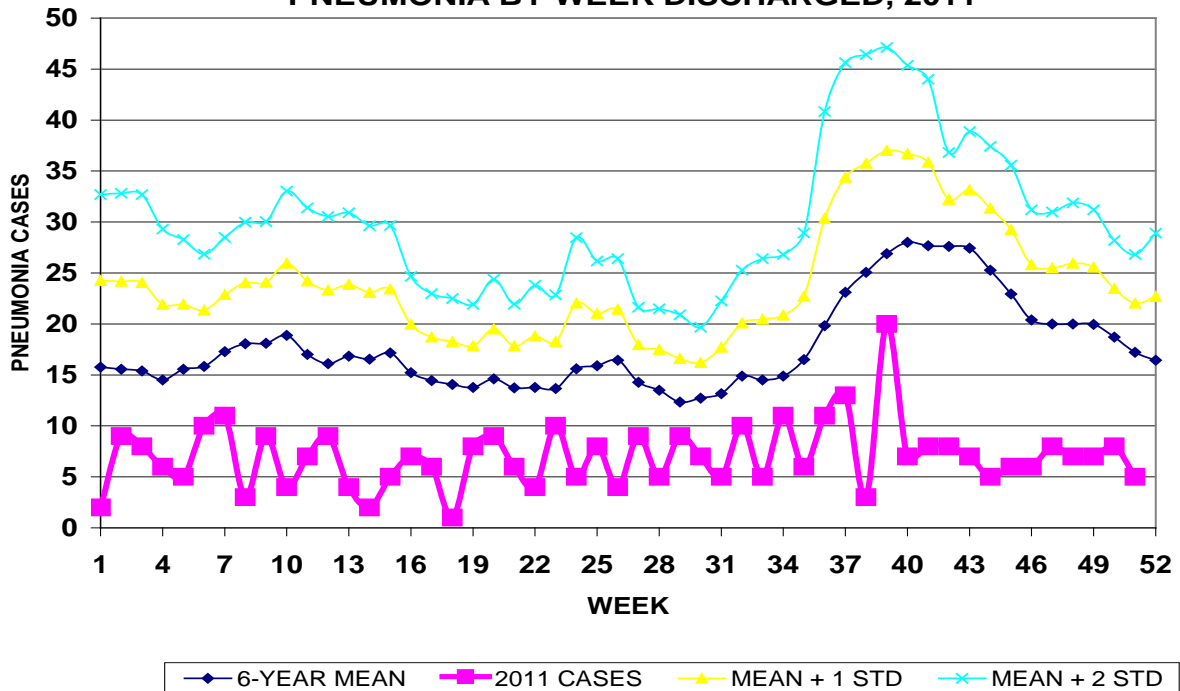
**GUAM ACUTE RESPIRATORY INFECTION SURVEILLANCE 2011;
 GMHA-EMERGENCY DEPARTMENT PATIENTS BY WEEK SEEN**



GUAM SYNDROMIC DISEASE SURVEILLANCE
GMHA-ED PATIENT DIAGNOSES BY WEEK, 2011



MEDICAL RECORDS AND INFECTION CONTROL DEPARTMENTS
 GUAM MEMORIAL HOSPITAL AUTHORITY
**HOSPITAL INPATIENT DISCHARGES WITH A DIAGNOSIS OF
 PNEUMONIA BY WEEK DISCHARGED, 2011**



GUAM SENTINEL PHYSICIAN INFLUENZA SURVEILLANCE

REPORTS OF INFLUENZA OR INFLUENZA-LIKE ILLNESSES
 RECEIVED FOR THE WEEK ENDING 12/24/2011

Sporadic – Two cases reported by sentinel physician

(ACTIVITY LEVELS: No activity, Sporadic, Local, Regional, Widespread)

Foreign Quarantine & Enteric Diseases Section
 Bureau of Communicable Disease Control

Guam Department of Public Health & Social Services

H1N1 INFLUENZA SURVEILLANCE, WEEK 51, 2011

Cumulative 2011: 2 civilian & 4 military cases

NO CASES OF H1N1 REPORTED FOR WEEK 51

INFECTION CONTROL DEPARTMENT
 GUAM MEMORIAL HOSPITAL AUTHORITY

**HOSPITALIZATIONS FOR INFLUENZA A or B BY AGE
 AND MORBIDITY REPORTING WEEK, 2011**

	WEEK										
AGE	42	43	44	45	46	47	48	49	50	51	TOTAL
0-4											1
5-18											
19-24											
25-49											
50-64											2
65+											
TOTAL	0	0	0	0	0	0	0	0	0	0	3

INFECTION CONTROL DEPARTMENT
 GUAM MEMORIAL HOSPITAL AUTHORITY
**GMHA-EMERGENCY DEPARTMENT CLINICAL DIAGNOSES OF INFLUENZA OR
 FLU-SYNDROME BY WEEK AND PATIENT'S VILLAGE OF RESIDENCE, 2011**
 (Villages listed geographically from northern-most to southern-most)

VILLAGE	WEEK										TOTAL	2011 RATE
	42	43	44	45	46	47	48	49	50	51		
Yigo	0	2	0	0	0	1	0	0	1	0	29	125.92
Dededo	2	2	0	1	1	0	0	2	0	2	72	141.65
Tamuning	0	1	0	0	0	0	1	0	0	0	21	98.58
Barrigada	0	0	0	0	0	0	0	0	0	0	12	117.28
Mangilao	0	1	0	0	0	0	1	1	0	0	20	127.02
M-T-M	1	0	0	0	0	0	1	0	0	0	22	318.24
Hagatna	0	1	0	0	0	0	0	0	0	0	6	461.18
Agaña Hts	0	0	0	0	0	0	0	0	0	0	2	42.92
Sinajana	0	1	0	1	0	0	0	0	1	0	6	177.83
Chalan Pago- Ordot	0	0	0	0	2	0	0	0	0	0	10	142.76
Asan-Maina	0	0	0	0	0	0	0	0	0	0	0	0
Piti	0	0	0	0	0	0	1	0	0	0	1	50.76
Santa Rita	0	0	0	0	0	0	0	0	0	0	4	45.10
Agat	0	0	0	0	0	0	0	0	0	0	5	74.75
Yona	0	1	0	0	0	0	0	0	0	0	13	169.54
Talofofu	1	0	0	0	0	0	1	0	0	0	6	157.81
Inarajan	0	0	0	0	0	0	0	0	0	0	4	110.83
Merizo	0	0	0	1	0	0	0	0	0	0	4	156.37
Umatac	0	0	0	0	0	0	0	0	0	0	0	0
Unknown	0	0	0	0	0	0	0	0	0	0	0	-
TOTAL	4	9	0	3	3	1	5	3	2	2	237	129.45

NOTE: Rate = cases per 100,000 population for the specified period.

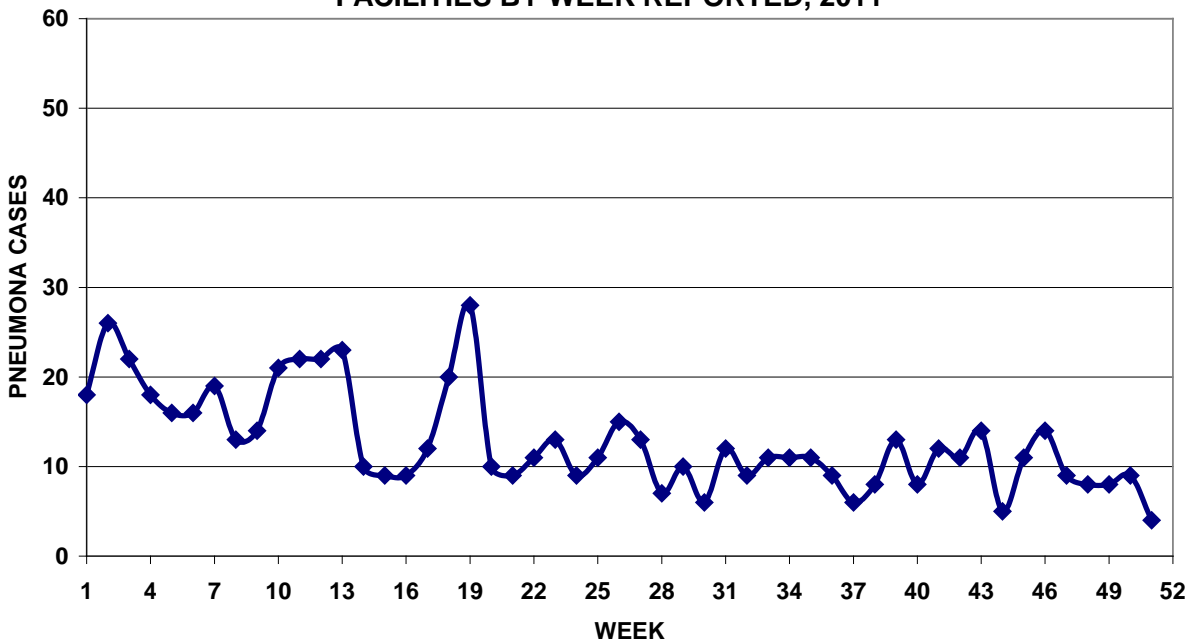
GUAM ANIMAL DISEASE (ZOOSES) REPORTS
 REPORTS RECEIVED FOR THE WEEK ENDING 12/24/2011

None reported

Bureau of Communicable Disease Control
Guam Department of Public Health & Social Services
ISLAND-WIDE COMMUNICABLE DISEASE REPORT
 REPORTS RECEIVED FOR THE WEEK ENDING 12/24/2011

Chlamydia	15
Conjunctivitis	3
<i>E. coli</i> MDR	2
Hepatitis B	2
Hepatitis C	2
HPV	2
MRSA	9
RSV	1
Streptococcal sore throat	1
Streptococcal disease, other	3

PREVENTIVE MEDICINE DEPARTMENT
 U.S. NAVAL HOSPITAL GUAM
**PNEUMONIA CASES SEEN IN GUAM MILITARY TREATMENT
 FACILITIES BY WEEK REPORTED, 2011**



LOCAL NEWS

Test results indicate that the apparent food-borne illness reported last week affecting at least 33 high school students on holiday from Japan was due to a norovirus. Previously known as “Norwalk-like viruses” (NLV), norovirus is presently the leading cause of foodborne-disease outbreaks in the United States. *Thanks to Dr. Galgo of the Guam Medical Care Clinic for the initial reports and the laboratory results.*

