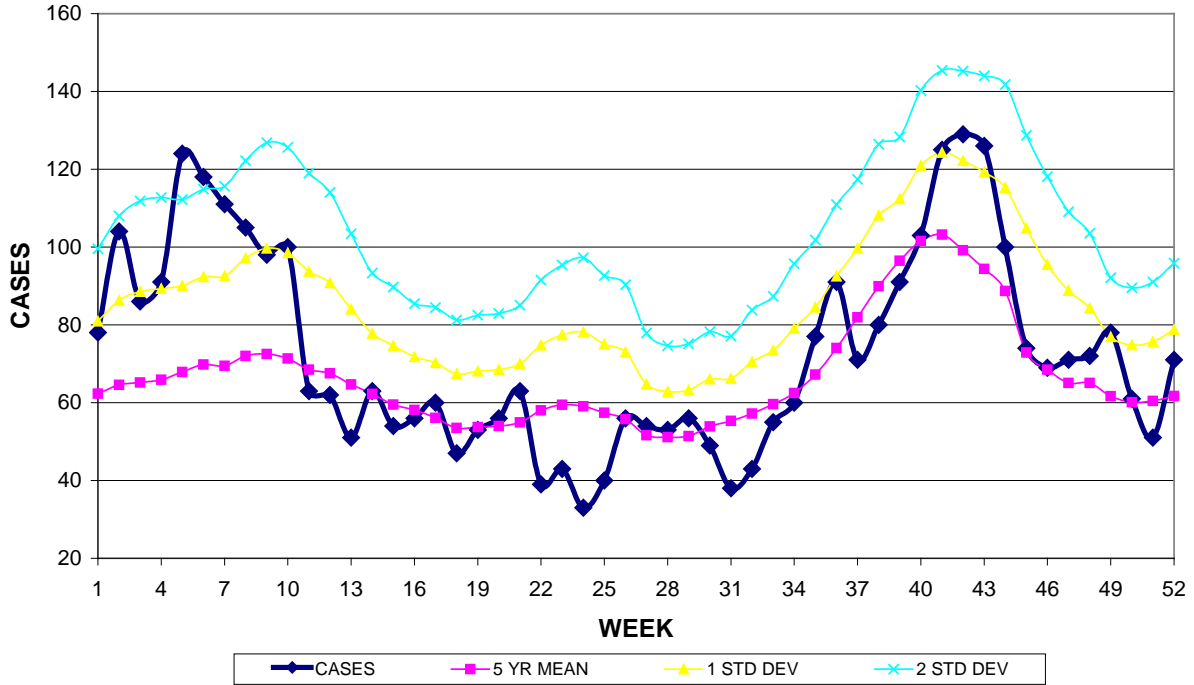
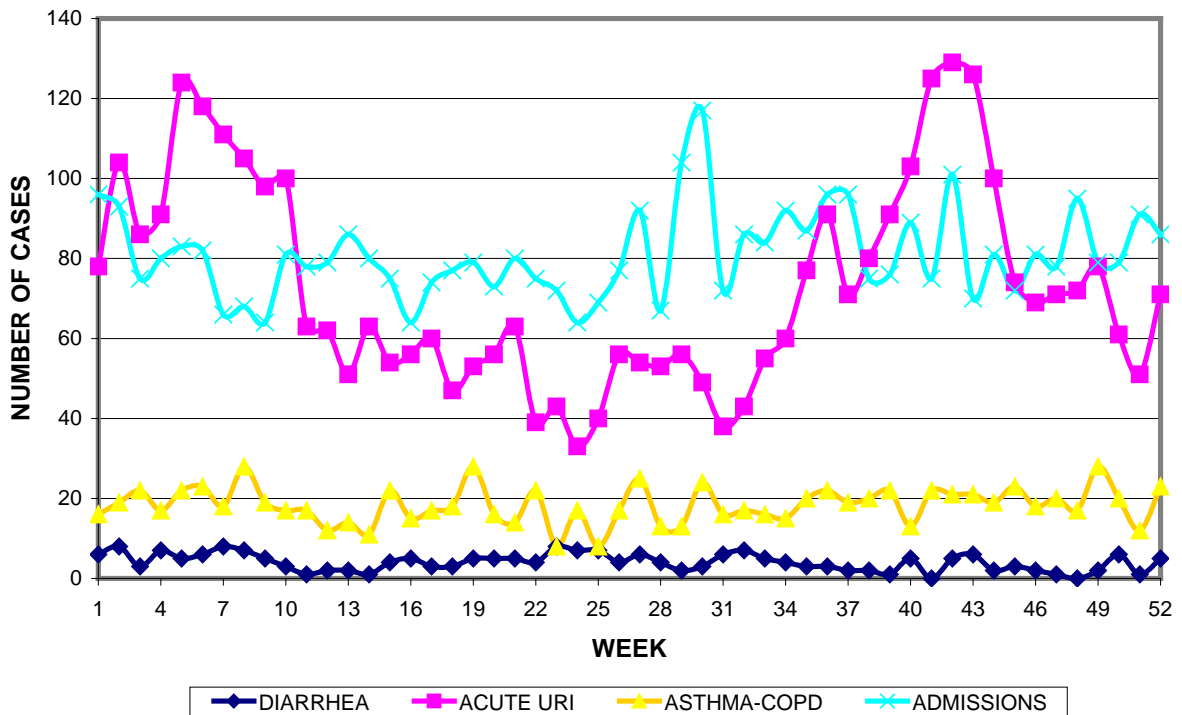


GUAM REPORTS

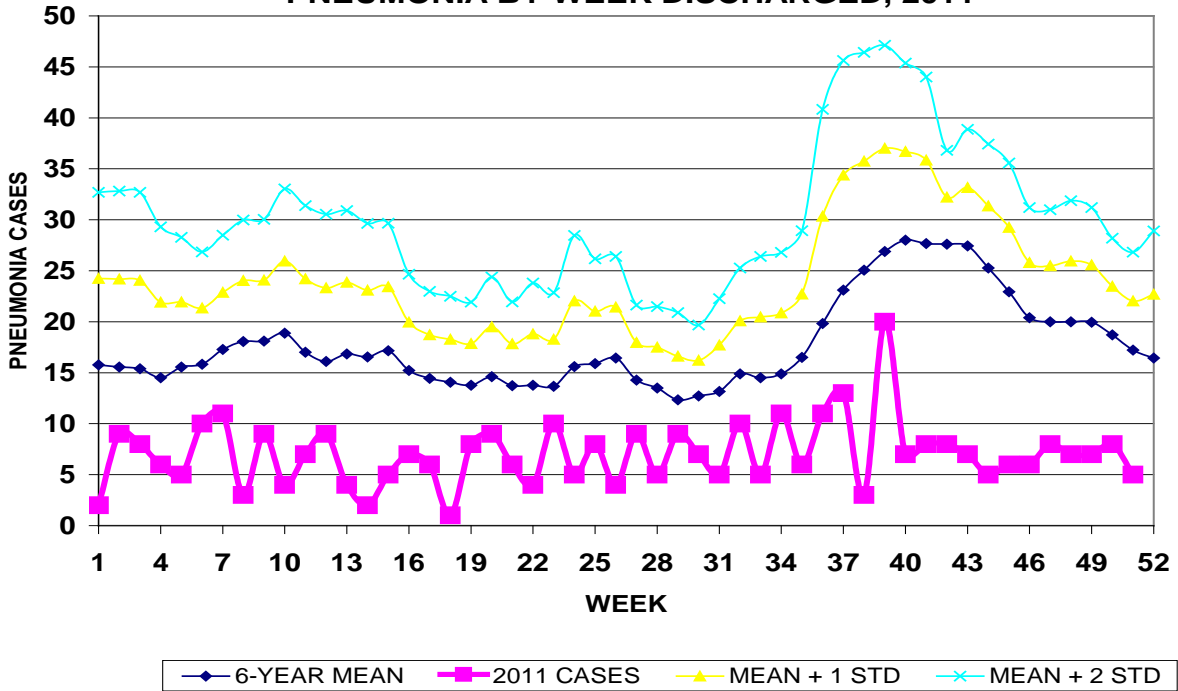
**GUAM ACUTE RESPIRATORY INFECTION SURVEILLANCE 2011;  
 GMHA-EMERGENCY DEPARTMENT PATIENTS BY WEEK SEEN**



GUAM SYNDROMIC DISEASE SURVEILLANCE  
**GMHA-ED PATIENT DIAGNOSES BY WEEK, 2011**



MEDICAL RECORDS AND INFECTION CONTROL DEPARTMENTS  
 GUAM MEMORIAL HOSPITAL AUTHORITY  
**HOSPITAL INPATIENT DISCHARGES WITH A DIAGNOSIS OF  
 PNEUMONIA BY WEEK DISCHARGED, 2011**



**GUAM SENTINEL PHYSICIAN INFLUENZA SURVEILLANCE**  
 REPORTS OF INFLUENZA OR INFLUENZA-LIKE ILLNESSES  
 RECEIVED FOR THE WEEK ENDING 12/31/2011  
 Sporadic – Three cases reported by sentinel physician  
 (ACTIVITY LEVELS: No activity, Sporadic, Local, Regional, Widespread)

Foreign Quarantine & Enteric Diseases Section  
 Bureau of Communicable Disease Control  
 Guam Department of Public Health & Social Services  
**H1N1 INFLUENZA SURVEILLANCE, WEEK 52, 2011**  
 Cumulative 2011: 2 civilian & 4 military cases  
**NO CASES OF H1N1 REPORTED FOR WEEK 52**

INFECTION CONTROL DEPARTMENT  
 GUAM MEMORIAL HOSPITAL AUTHORITY  
**HOSPITALIZATIONS FOR INFLUENZA A or B BY AGE  
 AND MORBIDITY REPORTING WEEK, 2011**

	WEEK										
AGE	43	44	45	46	47	48	49	50	51	52	TOTAL
0-4											1
5-18											
19-24											
25-49											
50-64											2
65+											
TOTAL	0	0	0	0	0	0	0	0	0	0	3

INFECTION CONTROL DEPARTMENT  
 GUAM MEMORIAL HOSPITAL AUTHORITY  
**GMHA-EMERGENCY DEPARTMENT CLINICAL DIAGNOSES OF INFLUENZA OR  
 FLU-SYNDROME BY WEEK AND PATIENT'S VILLAGE OF RESIDENCE, 2011**  
 (Villages listed geographically from northern-most to southern-most)

VILLAGE	WEEK										TOTAL	2011 RATE
	43	44	45	46	47	48	49	50	51	52		
Yigo	2	0	0	0	1	0	0	1	0	1	30	130.26
Dededo	2	0	1	1	0	0	2	0	2	0	72	141.65
Tamuning	1	0	0	0	0	1	0	0	0	1	22	103.29
Barrigada	0	0	0	0	0	0	0	0	0	0	12	117.28
Mangilao	1	0	0	0	0	1	1	0	0	2	22	139.73
M-T-M	0	0	0	0	0	1	0	0	0	0	22	318.24
Hagatna	1	0	0	0	0	0	0	0	0	0	6	461.18
Agaña Hts	0	0	0	0	0	0	0	0	0	0	2	42.92
Sinajana	1	0	1	0	0	0	0	1	0	0	6	177.83
Chalan Pago- Ordot	0	0	0	2	0	0	0	0	0	0	10	142.76
Asan-Mainá	0	0	0	0	0	0	0	0	0	0	0	0
Piti	0	0	0	0	0	1	0	0	0	0	1	50.76
Santa Rita	0	0	0	0	0	0	0	0	0	0	4	45.10
Agat	0	0	0	0	0	0	0	0	0	0	5	74.75
Yona	1	0	0	0	0	0	0	0	0	0	13	169.54
Talofofó	0	0	0	0	0	1	0	0	0	0	6	157.81
Inarajan	0	0	0	0	0	0	0	0	0	0	4	110.83
Merizo	0	0	1	0	0	0	0	0	0	0	4	156.37
Umatac	0	0	0	0	0	0	0	0	0	0	0	0
Unknown	0	0	0	0	0	0	0	0	0	0	0	-
<b>TOTAL</b>	<b>9</b>	<b>0</b>	<b>3</b>	<b>3</b>	<b>1</b>	<b>5</b>	<b>3</b>	<b>2</b>	<b>2</b>	<b>4</b>	<b>241</b>	<b>131.64</b>

NOTE: Rate = cases per 100,000 population for the specified period.

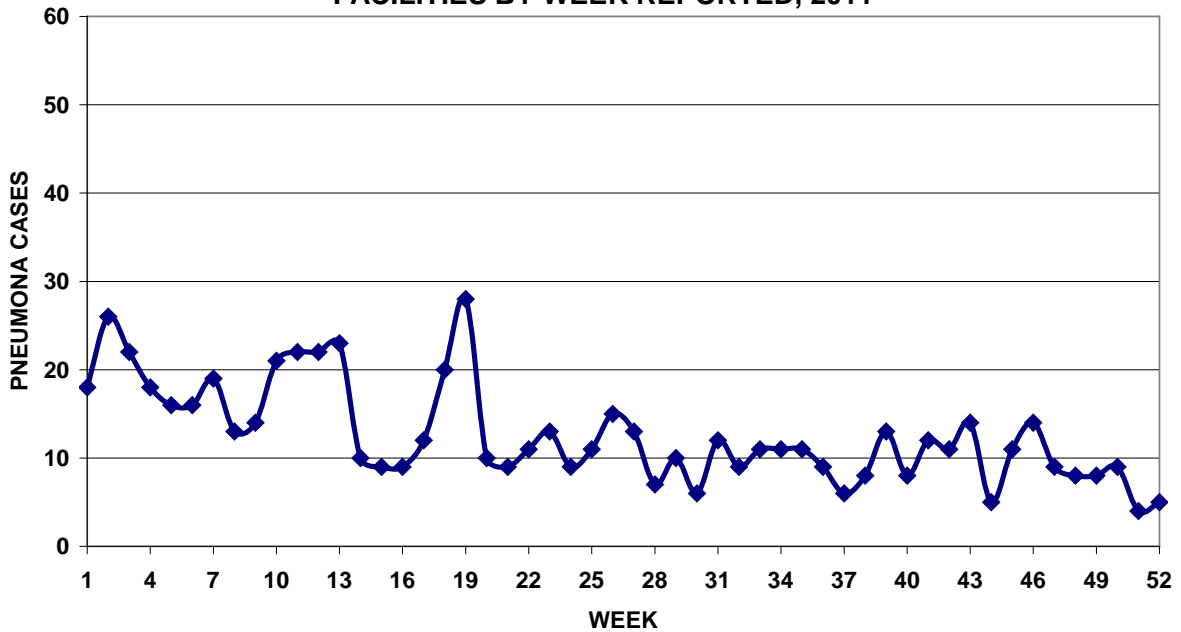
**GUAM ANIMAL DISEASE (ZOOSES) REPORTS**  
 REPORTS RECEIVED FOR THE WEEK ENDING 12/31/2011

None received

Bureau of Communicable Disease Control  
**Guam Department of Public Health & Social Services**  
**ISLAND-WIDE COMMUNICABLE DISEASE REPORT**  
 REPORTS RECEIVED FOR THE WEEK ENDING 12/31/2011

Chlamydia	6
Conjunctivitis	5
<i>E. coli</i> MDR	3
<i>Enterobacter</i> sp. MDR	1
MRSA	9
Streptococcal sore throat	11
Streptococcal disease, other	5
Syphilis	1
Tuberculosis	4
VRE	1

PREVENTIVE MEDICINE DEPARTMENT  
 U.S. NAVAL HOSPITAL GUAM  
**PNEUMONIA CASES SEEN IN GUAM MILITARY TREATMENT  
 FACILITIES BY WEEK REPORTED, 2011**







2012 HAPPY  
NEW YEAR

Best wishes and Many Thanks to all those  
Health Care Providers  
who contributed morbidity reports during the year