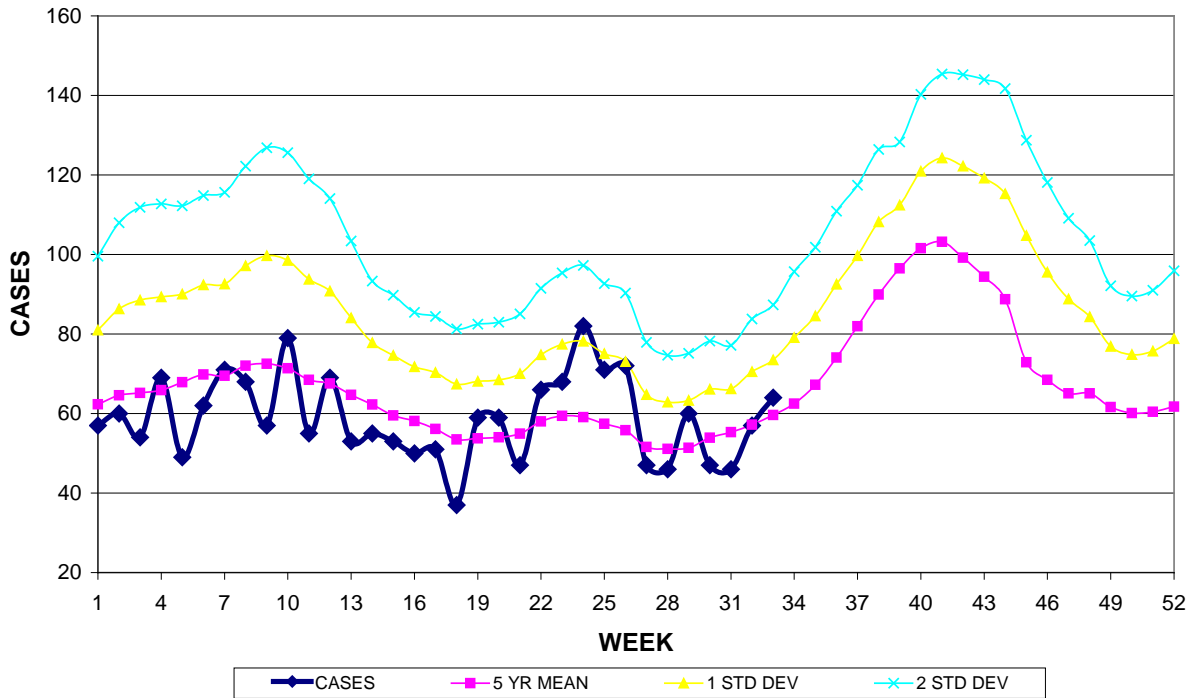


GUAM EPIDEMIOLOGY NEWSLETTER

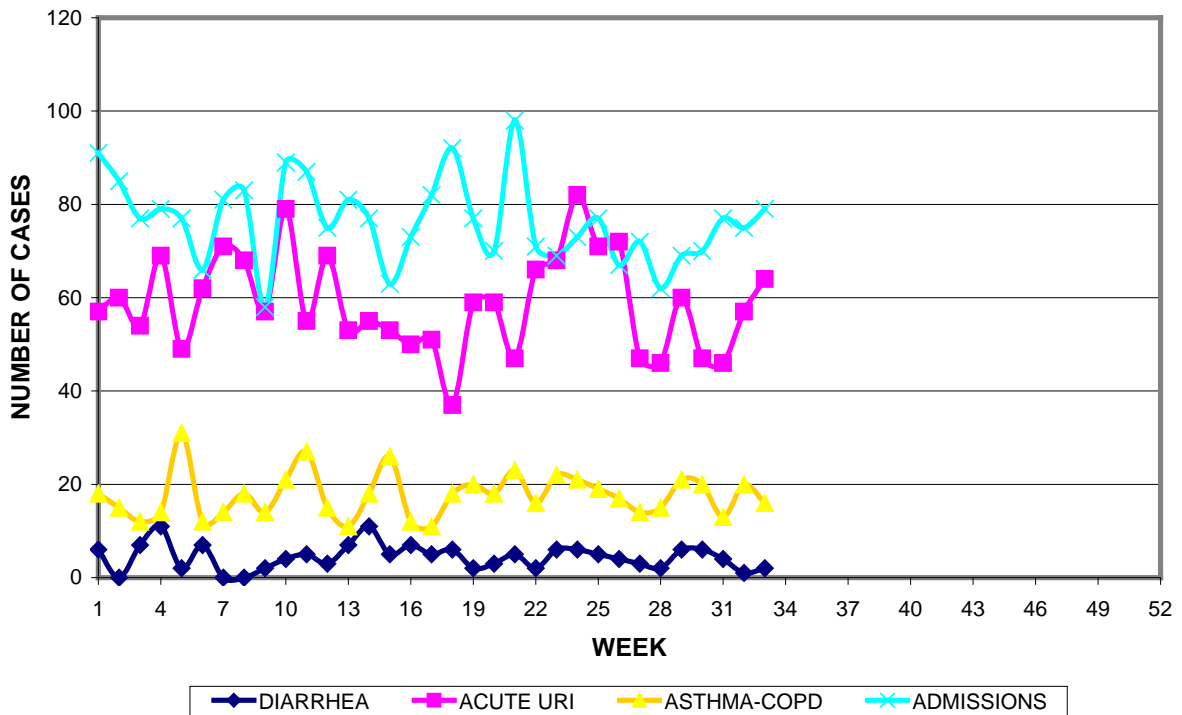
REPORT FOR WEEK ENDING: 8/18/2012 (Reporting week 2012-33)

GUAM REPORTS

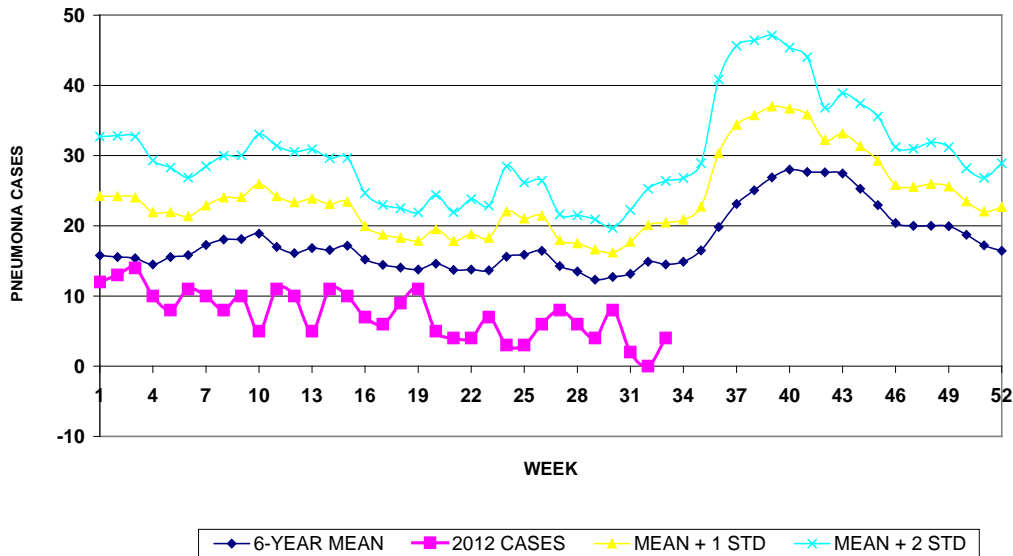
**GUAM ACUTE RESPIRATORY INFECTION SURVEILLANCE 2012;
 GMHA-EMERGENCY DEPARTMENT PATIENTS BY WEEK SEEN**



GUAM SYNDROMIC DISEASE SURVEILLANCE
GMHA-ED PATIENT DIAGNOSES BY WEEK, 2012



MEDICAL RECORDS AND INFECTION CONTROL DEPARTMENTS
 GUAM MEMORIAL HOSPITAL AUTHORITY
**HOSPITAL INPATIENT DISCHARGES WITH A DIAGNOSIS OF
 PNEUMONIA BY WEEK DISCHARGED, 2012**



GUAM SENTINEL PHYSICIAN INFLUENZA SURVEILLANCE
 REPORTS OF INFLUENZA OR INFLUENZA-LIKE ILLNESSES
 RECEIVED FOR THE WEEK ENDING 8/18/2012

No activity – No cases reported by sentinel physicians
 (ACTIVITY LEVELS: No activity, Sporadic, Local, Regional, Widespread)

Foreign Quarantine & Enteric Diseases Section
 Bureau of Communicable Disease Control
 Guam Department of Public Health & Social Services
H1N1 INFLUENZA SURVEILLANCE, WEEK 33, 2012
NO CASES OF H1N1 REPORTED FOR WEEK 33
Cumulative 2012: 0 civilian & 0 military cases

INFECTION CONTROL DEPARTMENT
 GUAM MEMORIAL HOSPITAL AUTHORITY
**HOSPITALIZATIONS FOR INFLUENZA A or B BY AGE
 AND MORBIDITY REPORTING WEEK, 2012**

AGE	WEEK										TOTAL	
	24	25	26	27	28	29	30	31	32	33		
0-4												3
5-18												1
19-24												
25-49												1
50-64												
65+												2
TOTAL	0	0	0	0	0	0	0	0	0	0	0	7

INFECTION CONTROL DEPARTMENT
 GUAM MEMORIAL HOSPITAL AUTHORITY
**GMHA-EMERGENCY DEPARTMENT CLINICAL DIAGNOSES OF INFLUENZA OR
 FLU-SYNDROME BY WEEK AND PATIENT'S VILLAGE OF RESIDENCE, 2012**
 (Villages listed geographically from northern-most to southern-most)

VILLAGE	WEEK											TOTAL	2012 RATE
	24	25	26	27	28	29	30	31	32	33			
Yigo	0	0	2	2	1	0	0	2	1	1	22	91.18	
Dededo	2	1	1	1	3	2	7	1	2	6	54	94.43	
Tamuning	2	1	1	1	1	2	0	1	0	1	21	98.58	
Barrigada	2	0	0	3	0	0	0	0	0	0	7	68.41	
Mangilao	1	1	0	0	0	2	0	1	1	1	14	88.92	
M-T-M	1	2	1	0	0	0	0	0	0	0	12	173.59	
Hagatna	0	0	0	1	0	0	0	0	0	1	3	230.59	
Agaña Hts	1	0	0	0	0	0	0	0	1	0	3	64.38	
Sinajana	0	0	0	1	0	1	1	0	0	0	3	88.92	
Chalan Pago-Ordot	0	1	0	2	0	0	0	1	0	0	15	214.13	
Asan-Maina	0	0	0	0	0	0	0	0	0	0	2	80.91	
Piti	0	0	0	0	0	0	0	0	0	0	0	0.00	
Santa Rita	0	0	0	0	0	0	0	0	0	0	3	33.82	
Agat	1	1	0	0	0	2	1	0	0	1	8	119.60	
Yona	1	1	0	0	1	0	1	0	0	3	11	143.45	
Talofofo	0	0	0	0	0	0	1	0	0	0	3	78.91	
Inarajan	0	0	0	0	0	0	0	0	0	0	5	138.54	
Merizo	0	1	0	0	0	0	0	0	0	0	2	78.19	
Umatac	0	0	0	0	0	0	0	0	0	0	3	285.99	
Tourist	0	1	0	0	0	0	1	0	0	0	2		
Unknown	0	0	0	0	0	0	0	1	0	0	1		
TOTAL	10	10	5	11	8	9	12	7	5	14	195	106.51	

NOTE: Rate = cases per 100,000 population for the specified period.

GUAM ANIMAL DISEASE (ZONOSSES) REPORTS
 REPORTS RECEIVED FOR THE WEEK ENDING 8/18/2012

Anaplasmosis – 2 canine cases, **Ehrlichia** – 1 canine case

Bureau of Communicable Disease Control
Guam Department of Public Health & Social Services
ISLAND-WIDE COMMUNICABLE DISEASE REPORT
 REPORTS RECEIVED FOR THE WEEK ENDING 8/18/2012

Chickenpox	1
<i>Chlamydia trachomatis</i>	15
Conjunctivitis	2
Hepatitis B	1
HSV 2	1
Influenza A	3
<i>Klebsiella pneumoniae</i> MDR	1
MRSA	5
Streptococcal sore throat	2
Streptococcal disease, other	1

PREVENTIVE MEDICINE DEPARTMENT
 U.S. NAVAL HOSPITAL GUAM
**PNEUMONIA CASES SEEN IN GUAM MILITARY TREATMENT
 FACILITIES BY WEEK REPORTED, 2012**

