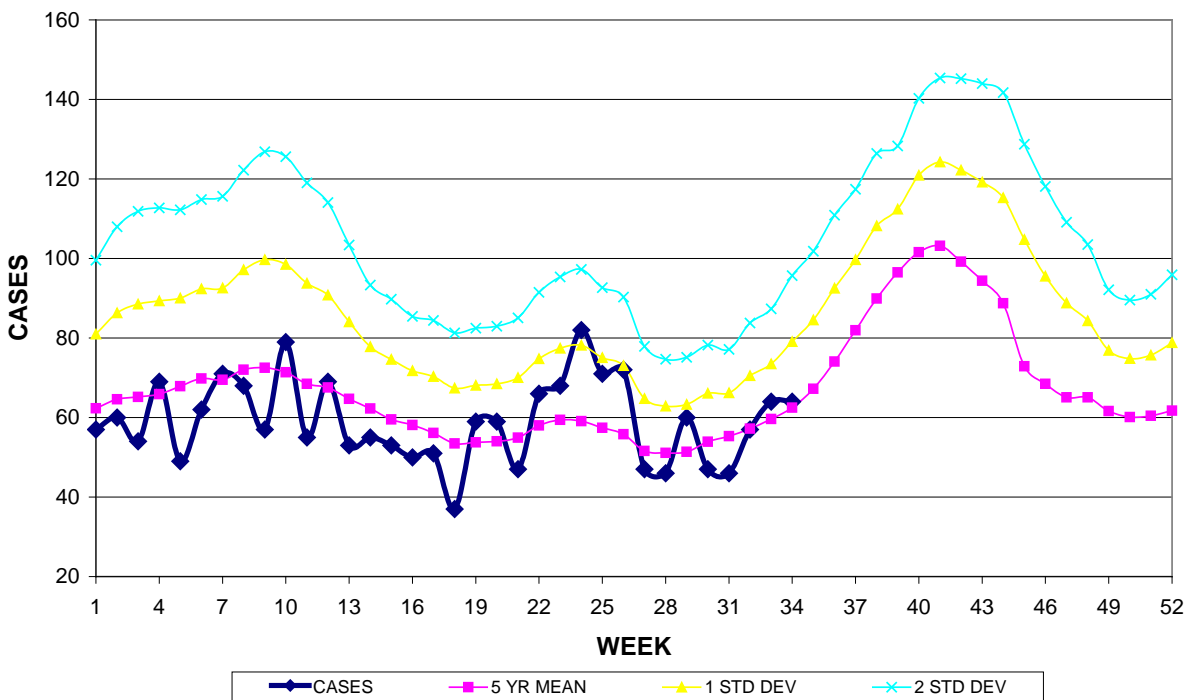


GUAM EPIDEMIOLOGY NEWSLETTER

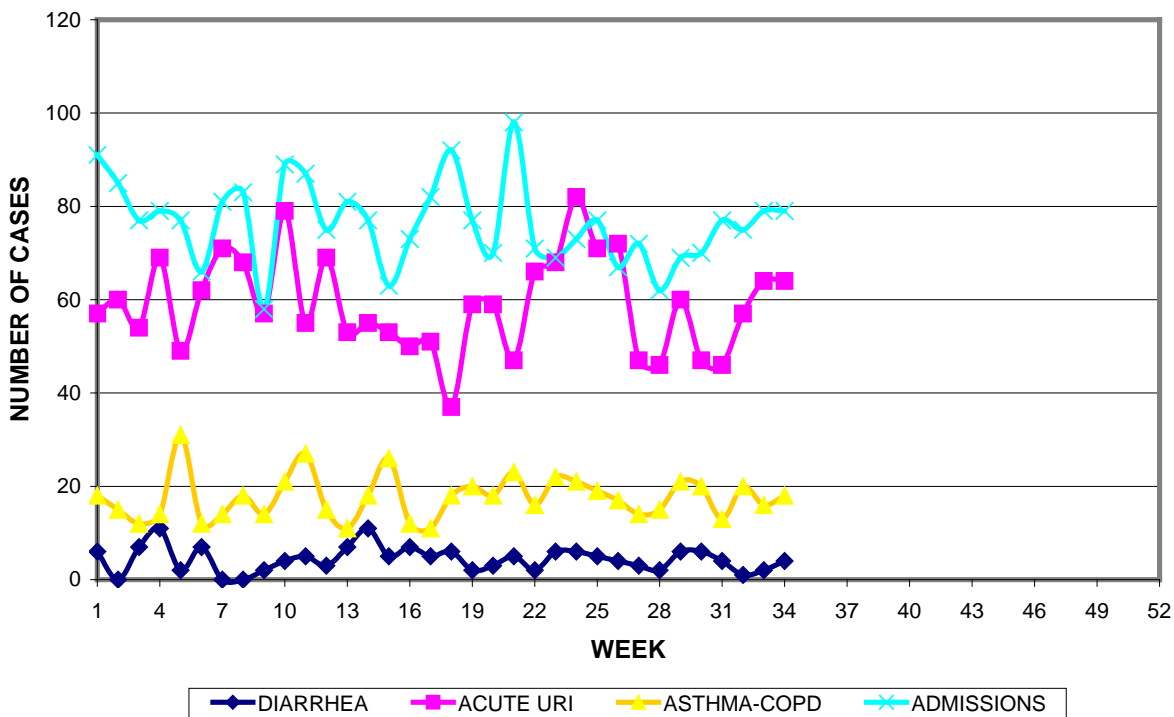
REPORT FOR WEEK ENDING: 8/25/2012 (Reporting week 2012-34)

GUAM REPORTS

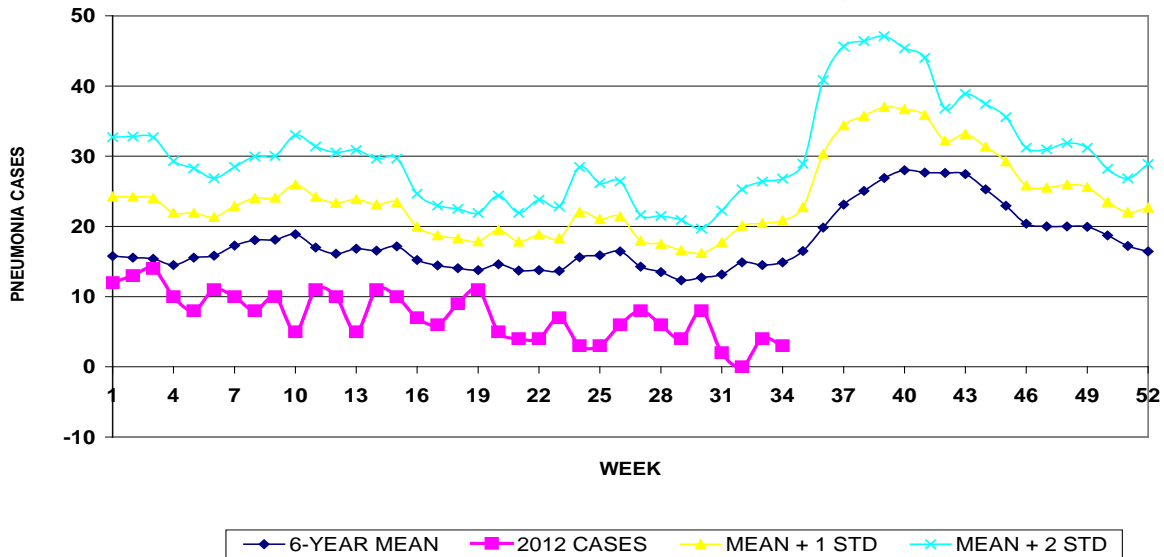
**GUAM ACUTE RESPIRATORY INFECTION SURVEILLANCE 2012;  
 GMHA-EMERGENCY DEPARTMENT PATIENTS BY WEEK SEEN**



GUAM SYNDROMIC DISEASE SURVEILLANCE  
**GMHA-ED PATIENT DIAGNOSES BY WEEK, 2012**



MEDICAL RECORDS AND INFECTION CONTROL DEPARTMENTS  
 GUAM MEMORIAL HOSPITAL AUTHORITY  
**HOSPITAL INPATIENT DISCHARGES WITH A DIAGNOSIS OF  
 PNEUMONIA BY WEEK DISCHARGED, 2012**



**GUAM SENTINEL PHYSICIAN INFLUENZA SURVEILLANCE**  
 REPORTS OF INFLUENZA OR INFLUENZA-LIKE ILLNESSES  
 RECEIVED FOR THE WEEK ENDING 8/25/2012

No activity – No cases reported by sentinel physicians  
 (ACTIVITY LEVELS: No activity, Sporadic, Local, Regional, Widespread)

Foreign Quarantine & Enteric Diseases Section  
 Bureau of Communicable Disease Control  
 Guam Department of Public Health & Social Services  
**H1N1 INFLUENZA SURVEILLANCE, WEEK 34, 2012**  
**NO CASES OF H1N1 REPORTED FOR WEEK 34**  
**Cumulative 2012: 0 civilian & 0 military cases**

INFECTION CONTROL DEPARTMENT  
 GUAM MEMORIAL HOSPITAL AUTHORITY  
**HOSPITALIZATIONS FOR INFLUENZA A or B BY AGE  
 AND MORBIDITY REPORTING WEEK, 2012**

	WEEK										
AGE	25	26	27	28	29	30	31	32	33	34	TOTAL
0-4											3
5-18											1
19-24											
25-49											1
50-64											
65+											2
TOTAL	0	0	0	0	0	0	0	0	0	0	7

INFECTION CONTROL DEPARTMENT  
 GUAM MEMORIAL HOSPITAL AUTHORITY  
**GMHA-EMERGENCY DEPARTMENT CLINICAL DIAGNOSES OF INFLUENZA OR  
 FLU-SYNDROME BY WEEK AND PATIENT'S VILLAGE OF RESIDENCE, 2012**  
 (Villages listed geographically from northern-most to southern-most)

VILLAGE	WEEK										TOTAL	2012 RATE
	25	26	27	28	29	30	31	32	33	34		
Yigo	0	2	2	1	0	0	2	1	1	1	23	99.87
Dededo	1	1	1	3	2	7	1	2	6	4	58	114.11
Tamuning	1	1	1	1	2	0	1	0	1	0	21	98.58
Barrigada	0	0	3	0	0	0	0	0	0	0	7	68.41
Mangilao	1	0	0	0	2	0	1	1	1	1	15	95.27
M-T-M	2	1	0	0	0	0	0	0	0	0	12	173.59
Hagatna	0	0	1	0	0	0	0	0	1	0	3	230.59
Agaña Hts	0	0	0	0	0	0	0	1	0	1	4	85.84
Sinajana	0	0	1	0	1	1	0	0	0	0	3	88.92
Chalan Pago-Ordot	1	0	2	0	0	0	1	0	0	0	15	214.13
Asan-Maina	0	0	0	0	0	0	0	0	0	0	2	80.91
Piti	0	0	0	0	0	0	0	0	0	0	0	0.00
Santa Rita	0	0	0	0	0	0	0	0	0	1	4	45.10
Agat	1	0	0	0	2	1	0	0	1	0	8	119.60
Yona	1	0	0	1	0	1	0	0	3	0	11	143.45
Talofofa	0	0	0	0	0	1	0	0	0	0	3	78.91
Inarajan	0	0	0	0	0	0	0	0	0	0	5	138.54
Merizo	1	0	0	0	0	0	0	0	0	0	2	78.19
Umatac	0	0	0	0	0	0	0	0	0	0	3	285.99
Tourist	1	0	0	0	0	1	0	0	0	0	2	
Unknown	0	0	0	0	0	0	1	0	0	0	1	
<b>TOTAL</b>	10	5	11	8	9	12	7	5	14	8	203	110.88

NOTE: Rate = cases per 100,000 population for the specified period.

**GUAM ANIMAL DISEASE (ZONOSIS) REPORTS**  
 REPORTS RECEIVED FOR THE WEEK ENDING 8/25/2012

**Anaplasmosis** – 2 canine cases, **Giardia** – 4 canine cases

Bureau of Communicable Disease Control  
**Guam Department of Public Health & Social Services**  
**ISLAND-WIDE COMMUNICABLE DISEASE REPORT**  
 REPORTS RECEIVED FOR THE WEEK ENDING 8/25/2012

Chickenpox	1
<i>Chlamydia trachomatis</i>	17
<i>Clostridium difficile</i>	1
Conjunctivitis	11
<i>E. coli</i> MDR	1
Hepatitis B	2
HSV 1	1
HSV 2	2
Influenza A	3
Influenza (not serotyped)	3
<i>Klebsiella pneumoniae</i> MDR	1
MRSA	16
Salmonellosis	1
Scabies	1
Streptococcal sore throat	8
Streptococcal disease, other	1
Tuberculosis	1
VRE	2

PREVENTIVE MEDICINE DEPARTMENT  
 U.S. NAVAL HOSPITAL GUAM

**PNEUMONIA CASES SEEN IN GUAM MILITARY TREATMENT  
 FACILITIES BY WEEK REPORTED, 2012**

