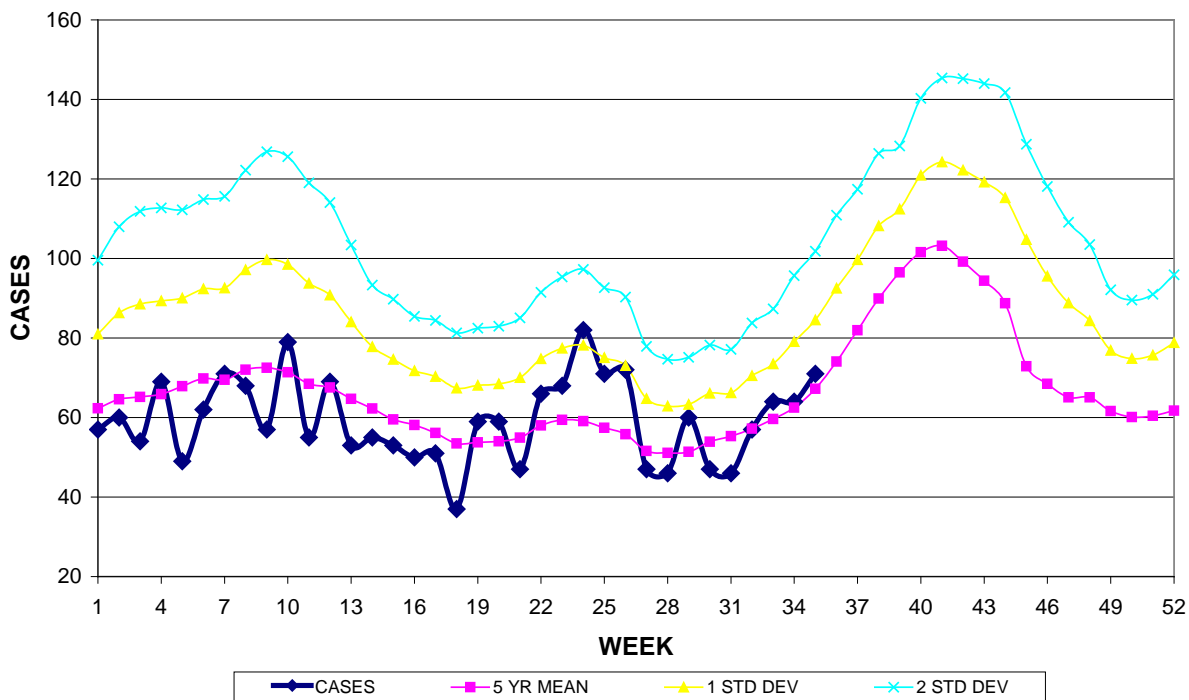


GUAM EPIDEMIOLOGY NEWSLETTER

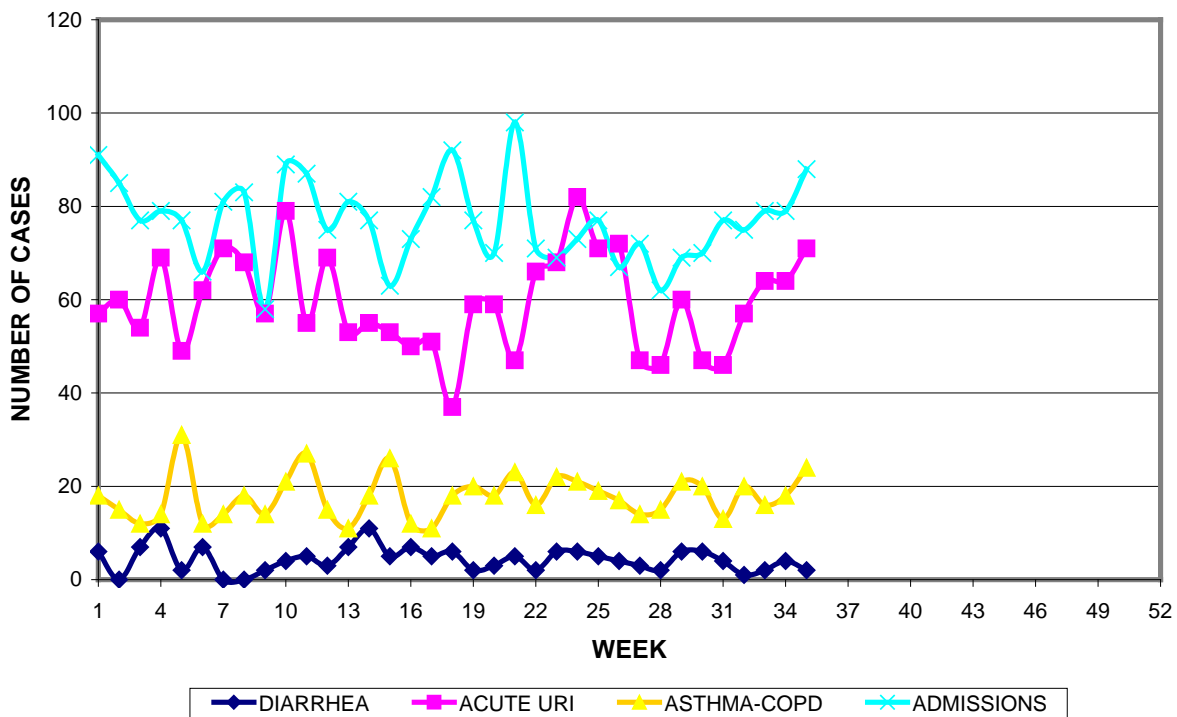
REPORT FOR WEEK ENDING: 9/1/2012 (Reporting week 2012-35)

GUAM REPORTS

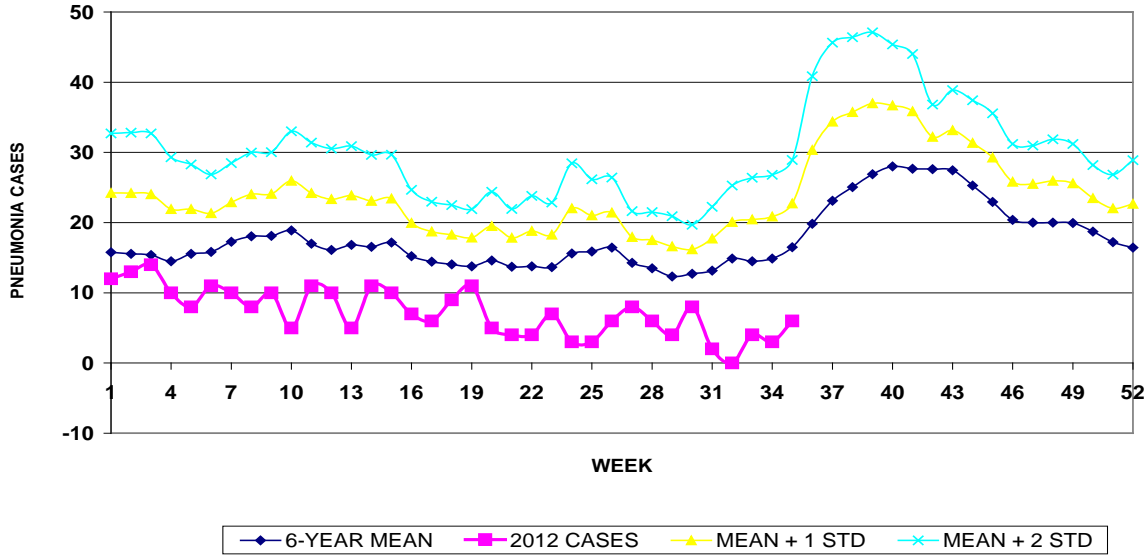
**GUAM ACUTE RESPIRATORY INFECTION SURVEILLANCE 2012;
 GMHA-EMERGENCY DEPARTMENT PATIENTS BY WEEK SEEN**



GUAM SYNDROMIC DISEASE SURVEILLANCE
GMHA-ED PATIENT DIAGNOSES BY WEEK, 2012



MEDICAL RECORDS AND INFECTION CONTROL DEPARTMENTS
 GUAM MEMORIAL HOSPITAL AUTHORITY
**HOSPITAL INPATIENT DISCHARGES WITH A DIAGNOSIS OF
 PNEUMONIA BY WEEK DISCHARGED, 2012**



GUAM SENTINEL PHYSICIAN INFLUENZA SURVEILLANCE
 REPORTS OF INFLUENZA OR INFLUENZA-LIKE ILLNESSES
 RECEIVED FOR THE WEEK ENDING 9/1/2012
 Sporadic – Two cases reported by sentinel physicians
 (ACTIVITY LEVELS: No activity, Sporadic, Local, Regional, Widespread)

Foreign Quarantine & Enteric Diseases Section
 Bureau of Communicable Disease Control
 Guam Department of Public Health & Social Services
H1N1 INFLUENZA SURVEILLANCE, WEEK 35, 2012
NO CASES OF H1N1 REPORTED FOR WEEK 35
Cumulative 2012: 0 civilian & 0 military cases

INFECTION CONTROL DEPARTMENT
 GUAM MEMORIAL HOSPITAL AUTHORITY
**HOSPITALIZATIONS FOR INFLUENZA A or B BY AGE
 AND MORBIDITY REPORTING WEEK, 2012**

	WEEK										
AGE	26	27	28	29	30	31	32	33	34	35	TOTAL
0-4											3
5-18											1
19-24											1
25-49											1
50-64											2
65+											2
TOTAL	0	0	0	0	0	0	0	0	0	0	7

INFECTION CONTROL DEPARTMENT
 GUAM MEMORIAL HOSPITAL AUTHORITY
**GMHA-EMERGENCY DEPARTMENT CLINICAL DIAGNOSES OF INFLUENZA OR
 FLU-SYNDROME BY WEEK AND PATIENT'S VILLAGE OF RESIDENCE, 2012**
 (Villages listed geographically from northern-most to southern-most)

VILLAGE	WEEK										TOTAL	2012 RATE
	26	27	28	29	30	31	32	33	34	35		
Yigo	2	2	1	0	0	2	1	1	1	1	24	104.21
Dededo	1	1	3	2	7	1	2	6	4	1	59	116.07
Tamuning	1	1	1	2	0	1	0	1	0	4	25	117.36
Barrigada	0	3	0	0	0	0	0	0	0	1	8	78.19
Mangilao	0	0	0	2	0	1	1	1	1	2	17	107.97
M-T-M	1	0	0	0	0	0	0	0	0	0	12	173.59
Hagatna	0	1	0	0	0	0	0	1	0	1	4	307.46
Agaña Hts	0	0	0	0	0	0	1	0	1	0	4	85.84
Sinajana	0	1	0	1	1	0	0	0	0	0	3	88.92
Chalan Pago-Ordot	0	2	0	0	0	1	0	0	0	0	15	214.13
Asan-Maina	0	0	0	0	0	0	0	0	0	0	2	80.91
Piti	0	0	0	0	0	0	0	0	0	0	0	0.00
Santa Rita	0	0	0	0	0	0	0	0	1	0	4	45.10
Agat	0	0	0	2	1	0	0	1	0	0	8	119.60
Yona	0	0	1	0	1	0	0	3	0	0	11	143.45
Talofof	0	0	0	0	1	0	0	0	0	1	4	105.21
Inarajan	0	0	0	0	0	0	0	0	0	0	5	138.54
Merizo	0	0	0	0	0	0	0	0	0	0	2	78.19
Umatac	0	0	0	0	0	0	0	0	0	0	3	285.99
Tourist	0	0	0	0	1	0	0	0	0	0	2	
Unknown	0	0	0	0	0	1	0	0	0	0	1	
TOTAL	5	11	8	9	12	7	5	14	8	11	214	116.89

NOTE: Rate = cases per 100,000 population for the specified period.

GUAM ANIMAL DISEASE (ZONOSSES) REPORTS
 REPORTS RECEIVED FOR THE WEEK ENDING 9/1/2012

Anaplasmosis – 1 canine case, **Ehrlichiosis** – 2 canine cases

Bureau of Communicable Disease Control
Guam Department of Public Health & Social Services
ISLAND-WIDE COMMUNICABLE DISEASE REPORT
REPORTS RECEIVED FOR THE WEEK ENDING 9/1/2012

<i>Chlamydia trachomatis</i>	24
<i>Clostridium difficile</i>	1
Conjunctivitis	10
<i>E. coli</i> MDR	1
Gonorrhea	6
Hepatitis B	1
Hepatitis C	2
HPV	7
HSV 1	5
HSV 2	5
Influenza A	8
Influenza B	1
Influenza (not serotyped)	1
<i>Klebsiella pneumoniae</i> MDR	1
<i>Kocuria kristinae</i>	1
MRSA	13
Scabies	1
Scarlet fever	2
Streptococcal sore throat	6
Streptococcal disease, other	1
Syphilis	4
Tuberculosis	9
VRE	1

PREVENTIVE MEDICINE DEPARTMENT

U.S. NAVAL HOSPITAL GUAM

PNEUMONIA CASES SEEN IN GUAM MILITARY TREATMENT FACILITIES BY WEEK REPORTED, 2012

