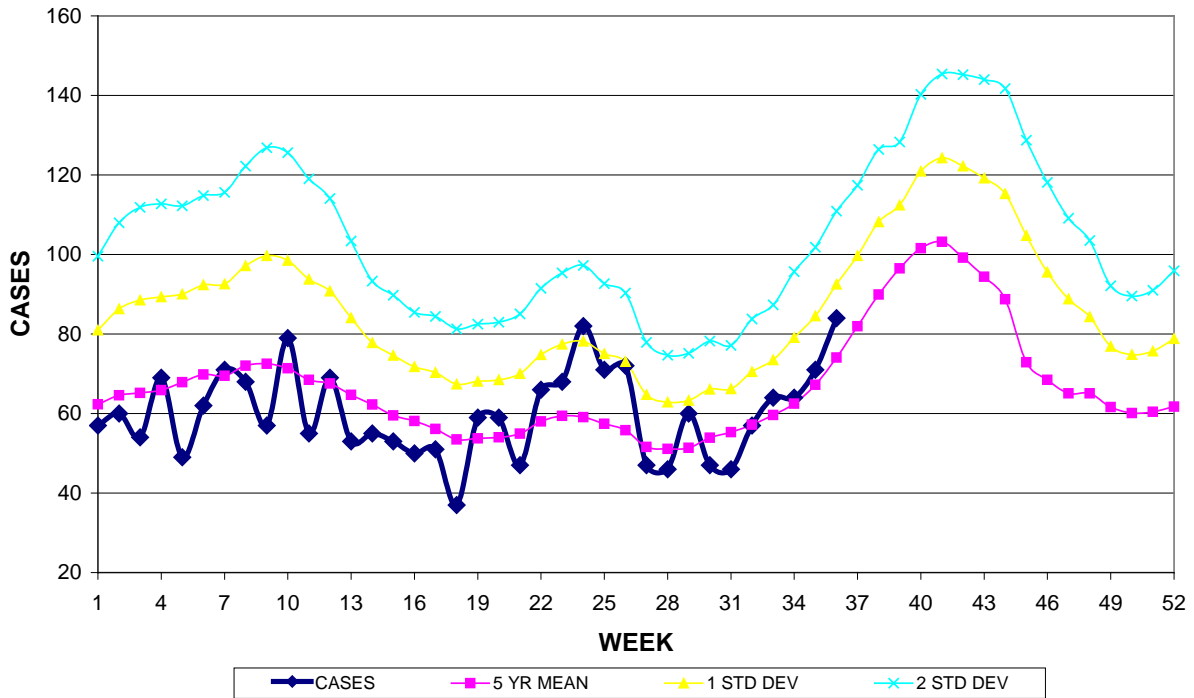


GUAM EPIDEMIOLOGY NEWSLETTER

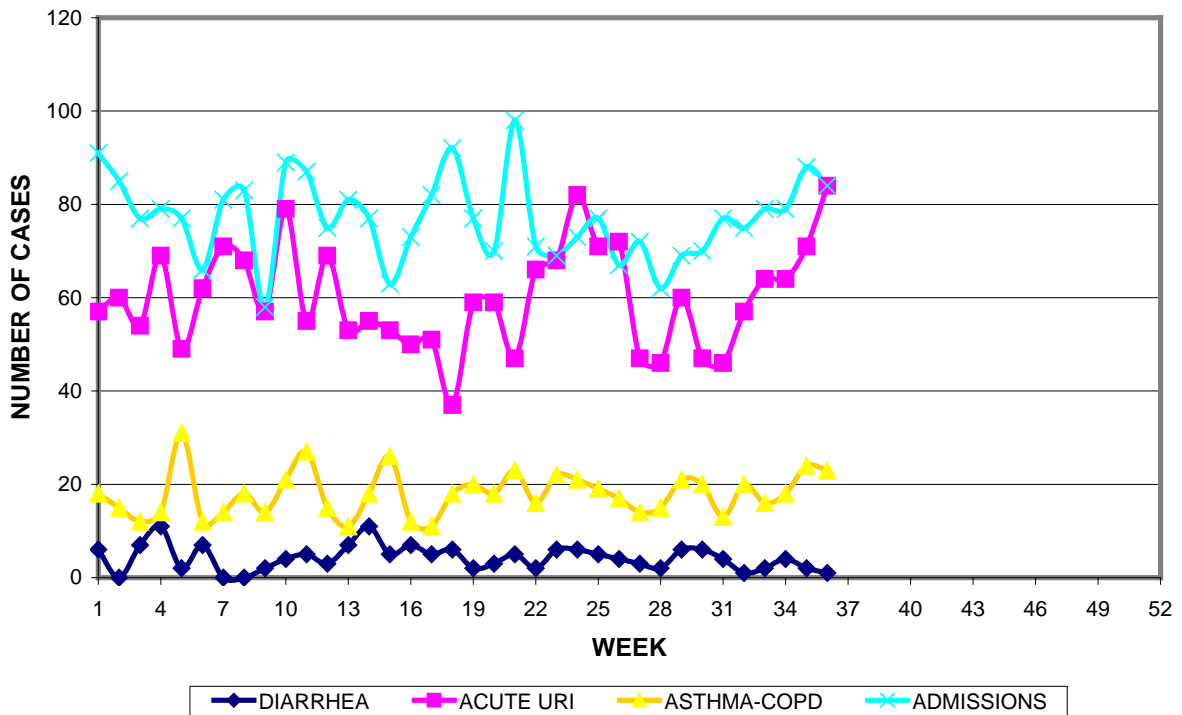
REPORT FOR WEEK ENDING: 9/8/2012 (Reporting week 2012-36)

GUAM REPORTS

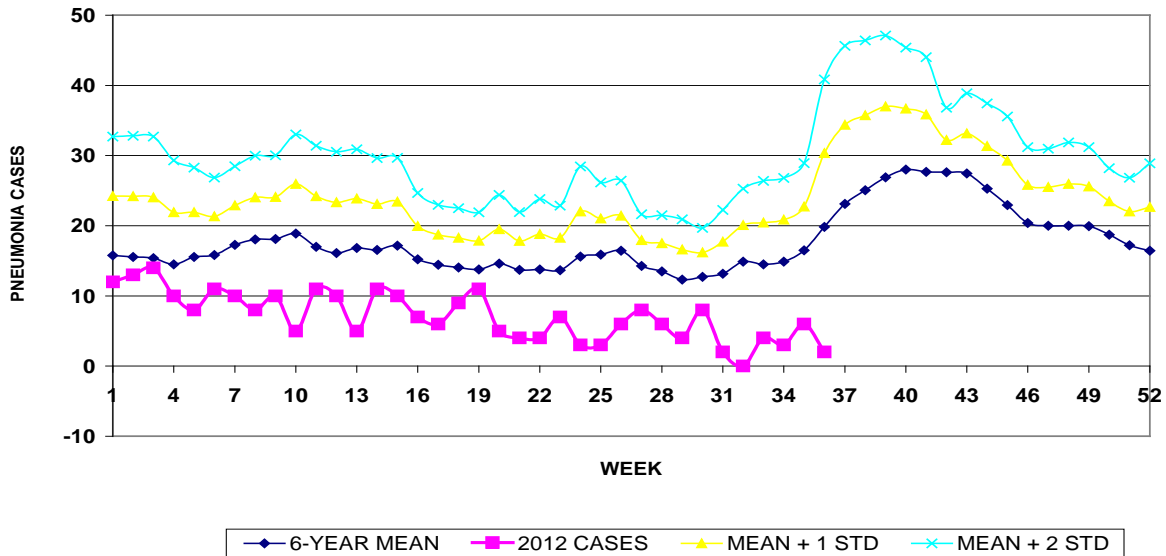
**GUAM ACUTE RESPIRATORY INFECTION SURVEILLANCE 2012;
 GMHA-EMERGENCY DEPARTMENT PATIENTS BY WEEK SEEN**



GUAM SYNDROMIC DISEASE SURVEILLANCE
GMHA-ED PATIENT DIAGNOSES BY WEEK, 2012



MEDICAL RECORDS AND INFECTION CONTROL DEPARTMENTS
 GUAM MEMORIAL HOSPITAL AUTHORITY
**HOSPITAL INPATIENT DISCHARGES WITH A DIAGNOSIS OF
 PNEUMONIA BY WEEK DISCHARGED, 2012**



GUAM SENTINEL PHYSICIAN INFLUENZA SURVEILLANCE
 REPORTS OF INFLUENZA OR INFLUENZA-LIKE ILLNESSES
 RECEIVED FOR THE WEEK ENDING 9/8/2012

No activity – No cases reported by sentinel physicians

(ACTIVITY LEVELS: No activity, Sporadic, Local, Regional, Widespread)

Foreign Quarantine & Enteric Diseases Section
 Bureau of Communicable Disease Control

Guam Department of Public Health & Social Services

H1N1 INFLUENZA SURVEILLANCE, WEEK 36, 2012

NO CASES OF H1N1 REPORTED FOR WEEK 36

Cumulative 2012: 0 civilian & 0 military cases

INFECTION CONTROL DEPARTMENT
 GUAM MEMORIAL HOSPITAL AUTHORITY

**HOSPITALIZATIONS FOR INFLUENZA A or B BY AGE
 AND MORBIDITY REPORTING WEEK, 2012**

WEEK

AGE	27	28	29	30	31	32	33	34	35	36	TOTAL
0-4											3
5-18											1
19-24											
25-49											1
50-64											
65+											2
TOTAL	0	0	0	0	0	0	0	0	0	0	7

INFECTION CONTROL DEPARTMENT
 GUAM MEMORIAL HOSPITAL AUTHORITY
**GMHA-EMERGENCY DEPARTMENT CLINICAL DIAGNOSES OF INFLUENZA OR
 FLU-SYNDROME BY WEEK AND PATIENT'S VILLAGE OF RESIDENCE, 2012**
 (Villages listed geographically from northern-most to southern-most)

VILLAGE	WEEK										TOTAL	2012 RATE
	27	28	29	30	31	32	33	34	35	36		
Yigo	2	1	0	0	2	1	1	1	1	2	26	112.89
Dededo	1	3	2	7	1	2	6	4	1	3	62	121.98
Tamuning	1	1	2	0	1	0	1	0	4	0	25	117.36
Barrigada	3	0	0	0	0	0	0	0	1	2	10	97.73
Mangilao	0	0	2	0	1	1	1	1	2	0	17	107.97
M-T-M	0	0	0	0	0	0	0	0	0	0	12	173.59
Hagatna	1	0	0	0	0	0	1	0	1	0	4	307.46
Agaña Hts	0	0	0	0	0	1	0	1	0	0	4	85.84
Sinajana	1	0	1	1	0	0	0	0	0	1	4	118.55
Chalan Pago-Ordot	2	0	0	0	1	0	0	0	0	0	15	214.13
Asan-Maina	0	0	0	0	0	0	0	0	0	0	2	80.91
Piti	0	0	0	0	0	0	0	0	0	0	0	0.00
Santa Rita	0	0	0	0	0	0	0	1	0	0	4	45.10
Agat	0	0	2	1	0	0	1	0	0	0	8	119.60
Yona	0	1	0	1	0	0	3	0	0	0	11	143.45
Talofofu	0	0	0	1	0	0	0	0	1	0	4	105.21
Inarajan	0	0	0	0	0	0	0	0	0	0	5	138.54
Merizo	0	0	0	0	0	0	0	0	0	1	3	117.28
Umatac	0	0	0	0	0	0	0	0	0	0	3	285.99
Tourist	0	0	0	1	0	0	0	0	0	0	2	
Unknown	0	0	0	0	1	0	0	0	0	0	1	
TOTAL	11	8	9	12	7	5	14	8	11	9	223	121.80

NOTE: Rate = cases per 100,000 population for the specified period.

GUAM ANIMAL DISEASE (ZONOSSES) REPORTS
 REPORTS RECEIVED FOR THE WEEK ENDING 9/8/2012

No cases reported

Bureau of Communicable Disease Control
Guam Department of Public Health & Social Services
ISLAND-WIDE COMMUNICABLE DISEASE REPORT
 REPORTS RECEIVED FOR THE WEEK ENDING 9/8/2012

<i>Acinetobacter baumani</i> MDR	1
<i>Chlamydia trachomatis</i>	20
Conjunctivitis	6
Gonorrhea	6
Hepatitis B	1
Hepatitis C	1
HSV 1	1
<i>Klebsiella pneumoniae</i> MDR	2
<i>Kocuria kristinae</i>	1
MRSA	6
Scabies	1
Streptococcal sore throat	6
Streptococcal disease, other	5
Syphilis	1
Tuberculosis	1

PREVENTIVE MEDICINE DEPARTMENT
 U.S. NAVAL HOSPITAL GUAM

**PNEUMONIA CASES SEEN IN GUAM MILITARY TREATMENT
 FACILITIES BY WEEK REPORTED, 2012**

