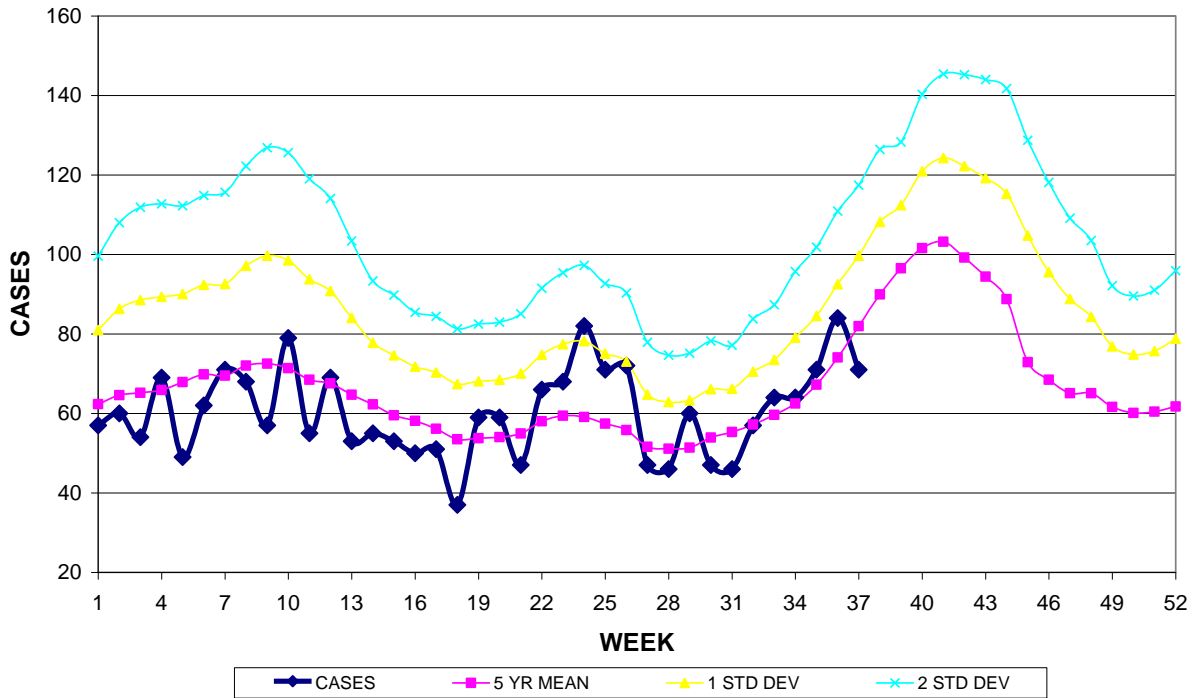


GUAM EPIDEMIOLOGY NEWSLETTER

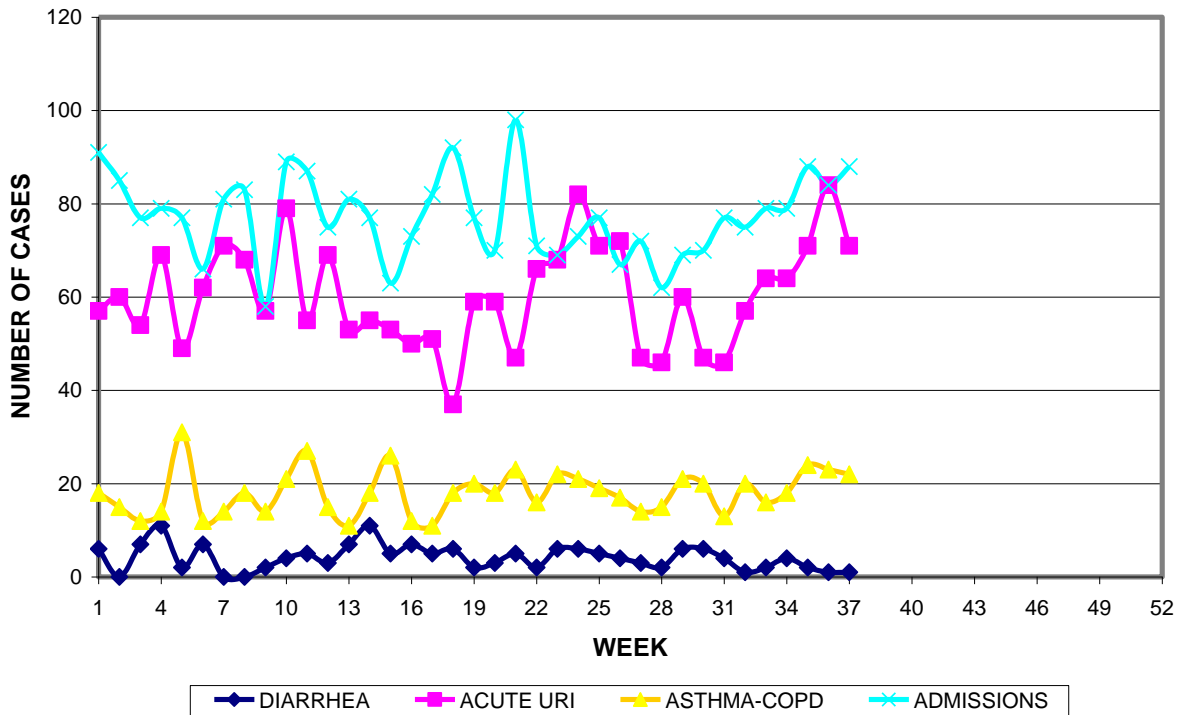
REPORT FOR WEEK ENDING: 9/15/2012 (Reporting week 2012-37)

GUAM REPORTS

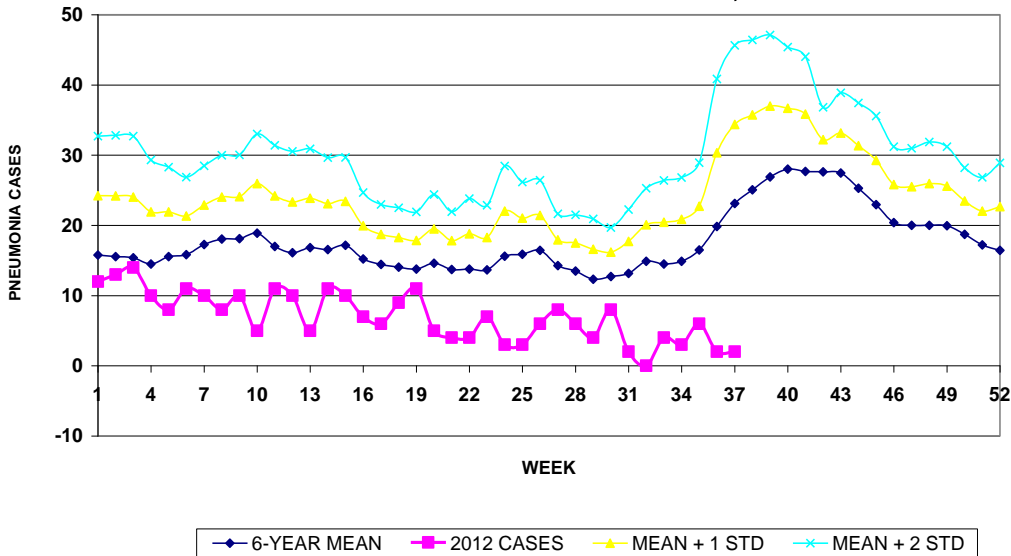
**GUAM ACUTE RESPIRATORY INFECTION SURVEILLANCE 2012;  
 GMHA-EMERGENCY DEPARTMENT PATIENTS BY WEEK SEEN**



GUAM SYNDROMIC DISEASE SURVEILLANCE  
**GMHA-ED PATIENT DIAGNOSES BY WEEK, 2012**



**HOSPITAL INPATIENT DISCHARGES WITH A DIAGNOSIS OF PNEUMONIA BY WEEK DISCHARGED, 2012**



**GUAM SENTINEL PHYSICIAN INFLUENZA SURVEILLANCE**  
 REPORTS OF INFLUENZA OR INFLUENZA-LIKE ILLNESSES  
 RECEIVED FOR THE WEEK ENDING 9/15/2012

No activity – No cases reported by sentinel physicians  
 (ACTIVITY LEVELS: No activity, Sporadic, Local, Regional, Widespread)

Foreign Quarantine & Enteric Diseases Section  
 Bureau of Communicable Disease Control

Guam Department of Public Health & Social Services

**H1N1 INFLUENZA SURVEILLANCE, WEEK 37, 2012**

NO CASES OF H1N1 REPORTED FOR WEEK 37

**Cumulative 2012: 0 civilian & 0 military cases**

INFECTION CONTROL DEPARTMENT  
 GUAM MEMORIAL HOSPITAL AUTHORITY

**HOSPITALIZATIONS FOR INFLUENZA A or B BY AGE AND MORBIDITY REPORTING WEEK, 2012**

	WEEK										
AGE	28	29	30	31	32	33	34	35	36	37	TOTAL
0-4										1	4
5-18											1
19-24											
25-49											1
50-64											
65+											2
TOTAL	0	0	0	0	0	0	0	0	0	1	8

INFECTION CONTROL DEPARTMENT  
 GUAM MEMORIAL HOSPITAL AUTHORITY  
**GMHA-EMERGENCY DEPARTMENT CLINICAL DIAGNOSES OF INFLUENZA OR  
 FLU-SYNDROME BY WEEK AND PATIENT'S VILLAGE OF RESIDENCE, 2012**  
 (Villages listed geographically from northern-most to southern-most)

VILLAGE	WEEK										TOTAL	2012 RATE
	28	29	30	31	32	33	34	35	36	37		
Yigo	1	0	0	2	1	1	1	1	2	1	27	117.23
Dededo	3	2	7	1	2	6	4	1	3	1	63	123.94
Tamuning	1	2	0	1	0	1	0	4	0	0	25	117.36
Barrigada	0	0	0	0	0	0	0	1	2	1	11	107.51
Mangilao	0	2	0	1	1	1	1	2	0	1	18	114.32
M-T-M	0	0	0	0	0	0	0	0	0	0	12	173.59
Hagatna	0	0	0	0	0	1	0	1	0	0	4	307.46
Agaña Hts	0	0	0	0	1	0	1	0	0	1	5	107.30
Sinajana	0	1	1	0	0	0	0	0	1	0	4	118.55
Chalan Pago- Ordot	0	0	0	1	0	0	0	0	0	0	15	214.13
Asan-Maina	0	0	0	0	0	0	0	0	0	0	2	80.91
Piti	0	0	0	0	0	0	0	0	0	0	0	0.00
Santa Rita	0	0	0	0	0	0	1	0	0	1	5	56.37
Agat	0	2	1	0	0	1	0	0	0	1	9	134.55
Yona	1	0	1	0	0	3	0	0	0	3	14	182.58
Talofofu	0	0	1	0	0	0	0	1	0	0	4	105.21
Inarajan	0	0	0	0	0	0	0	0	0	0	5	138.54
Merizo	0	0	0	0	0	0	0	0	1	0	3	117.28
Umatac	0	0	0	0	0	0	0	0	0	0	3	285.99
Tourist	0	0	1	0	0	0	0	0	0	0	2	
Unknown	0	0	0	1	0	0	0	0	0	0	1	
<b>TOTAL</b>	<b>8</b>	<b>9</b>	<b>12</b>	<b>7</b>	<b>5</b>	<b>14</b>	<b>8</b>	<b>11</b>	<b>9</b>	<b>10</b>	<b>233</b>	<b>127.27</b>

NOTE: Rate = cases per 100,000 population for the specified period.

**GUAM ANIMAL DISEASE (ZONOSSES) REPORTS**  
 REPORTS RECEIVED FOR THE WEEK ENDING 9/15/2012

No cases reported

Bureau of Communicable Disease Control  
**Guam Department of Public Health & Social Services**  
**ISLAND-WIDE COMMUNICABLE DISEASE REPORT**  
 REPORTS RECEIVED FOR THE WEEK ENDING 9/15/2012

<i>Chlamydia trachomatis</i>	21
Chickenpox	5
Conjunctivitis	13
Gonorrhea	6
Hepatitis C	1
HPV	8
HSV 1	3
HSV 2	3
Influenza A (not subtyped)	5
Influenza A/H3	4
Influenza B	1
MRSA	13
Streptococcal sore throat	6
Streptococcal disease, other	1

PREVENTIVE MEDICINE DEPARTMENT  
 U.S. NAVAL HOSPITAL GUAM

**PNEUMONIA CASES SEEN IN GUAM MILITARY TREATMENT  
 FACILITIES BY WEEK REPORTED, 2012**

