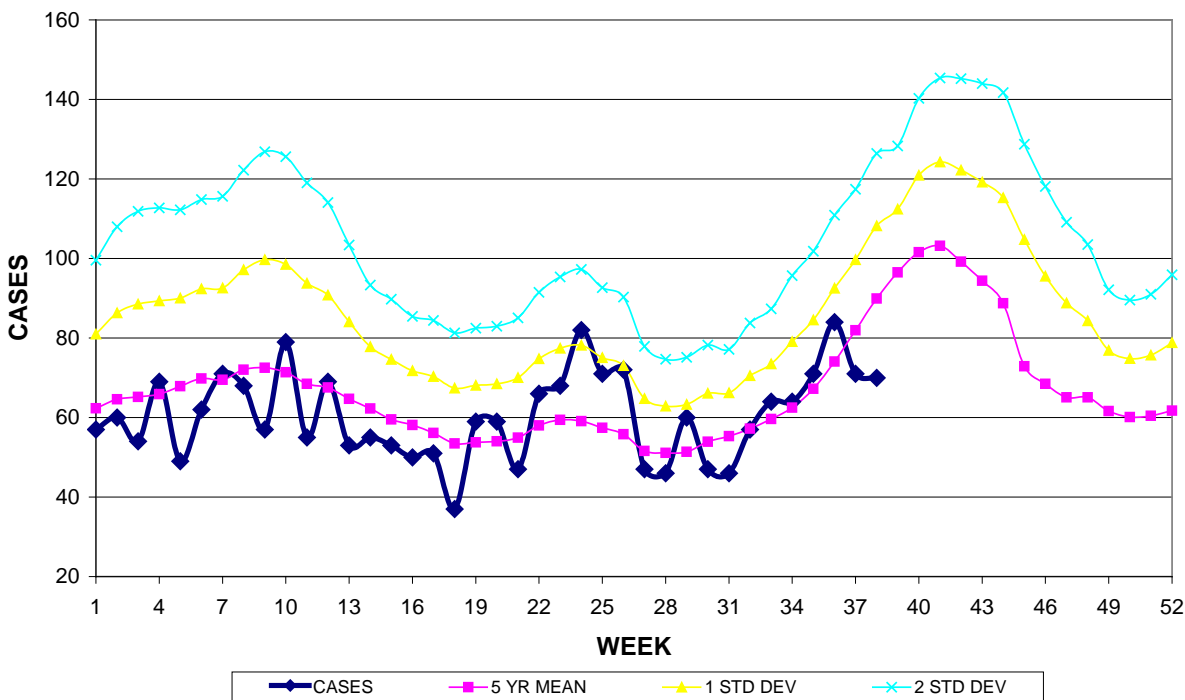


GUAM EPIDEMIOLOGY NEWSLETTER

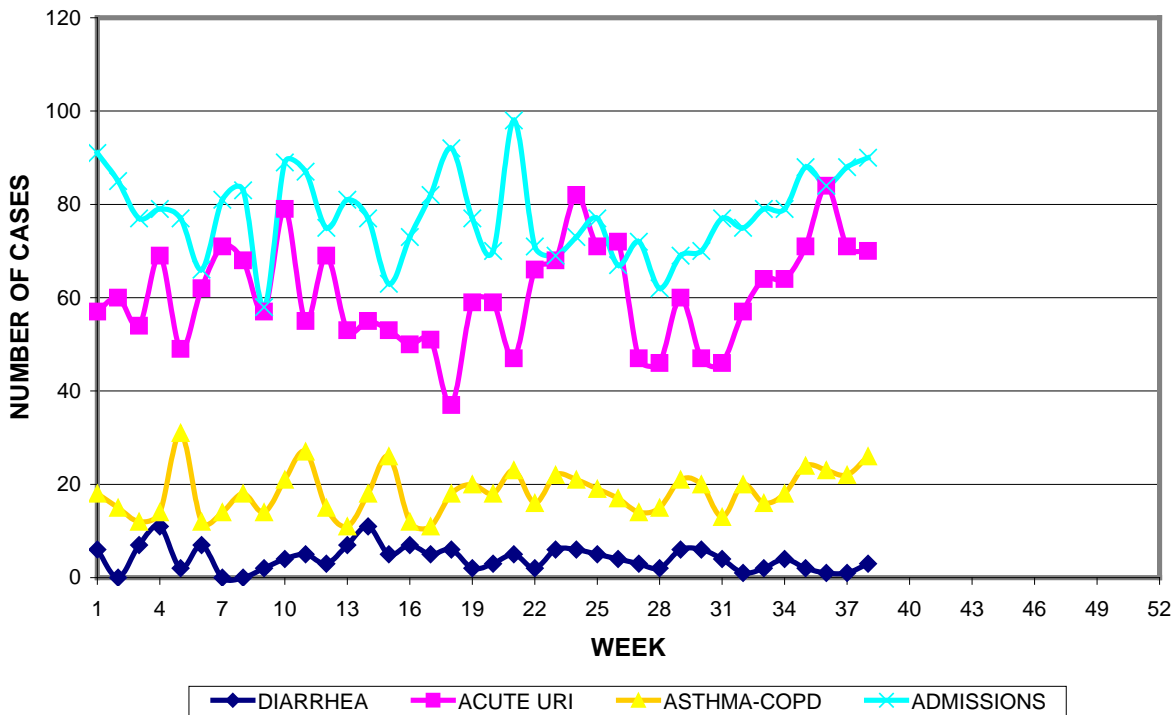
REPORT FOR WEEK ENDING: 9/22/2012 (Reporting week 2012-38)

GUAM REPORTS

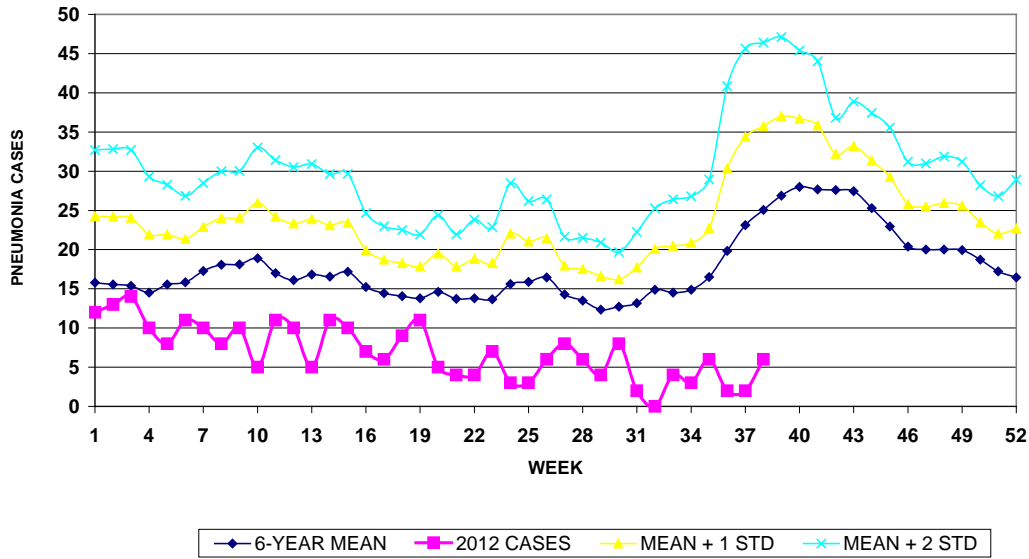
**GUAM ACUTE RESPIRATORY INFECTION SURVEILLANCE 2012;
 GMHA-EMERGENCY DEPARTMENT PATIENTS BY WEEK SEEN**



GUAM SYNDROMIC DISEASE SURVEILLANCE
GMHA-ED PATIENT DIAGNOSES BY WEEK, 2012



MEDICAL RECORDS AND INFECTION CONTROL DEPARTMENTS
 GUAM MEMORIAL HOSPITAL AUTHORITY
**HOSPITAL INPATIENT DISCHARGES WITH A DIAGNOSIS OF
 PNEUMONIA BY WEEK DISCHARGED, 2012**



GUAM SENTINEL PHYSICIAN INFLUENZA SURVEILLANCE
 REPORTS OF INFLUENZA OR INFLUENZA-LIKE ILLNESSES
 RECEIVED FOR THE WEEK ENDING 9/22/2012

No activity – No cases reported by sentinel physicians
 (ACTIVITY LEVELS: No activity, Sporadic, Local, Regional, Widespread)

Foreign Quarantine & Enteric Diseases Section
 Bureau of Communicable Disease Control
 Guam Department of Public Health & Social Services
H1N1 INFLUENZA SURVEILLANCE, WEEK 38, 2012
NO CASES OF H1N1 REPORTED FOR WEEK 38
Cumulative 2012: 0 civilian & 0 military cases

INFECTION CONTROL DEPARTMENT
 GUAM MEMORIAL HOSPITAL AUTHORITY
**HOSPITALIZATIONS FOR INFLUENZA A or B BY AGE
 AND MORBIDITY REPORTING WEEK, 2012**

AGE	WEEK										TOTAL	
	29	30	31	32	33	34	35	36	37	38		
0-4										1	1	5
5-18												1
19-24												1
25-49												1
50-64												2
65+												2
TOTAL	0	0	0	0	0	0	0	0	0	1	1	9

INFECTION CONTROL DEPARTMENT
 GUAM MEMORIAL HOSPITAL AUTHORITY
**GMHA-EMERGENCY DEPARTMENT CLINICAL DIAGNOSES OF INFLUENZA OR
 FLU-SYNDROME BY WEEK AND PATIENT'S VILLAGE OF RESIDENCE, 2012**
 (Villages listed geographically from northern-most to southern-most)

VILLAGE	WEEK										TOTAL	2012 RATE
	29	30	31	32	33	34	35	36	37	38		
Yigo	0	0	2	1	1	1	1	2	1	1	28	121.58
Dededo	2	7	1	2	6	4	1	3	1	2	65	127.88
Tamuning	2	0	1	0	1	0	4	0	0	1	26	122.05
Barrigada	0	0	0	0	0	0	1	2	1	0	11	107.51
Mangilao	2	0	1	1	1	1	2	0	1	1	19	120.67
M-T-M	0	0	0	0	0	0	0	0	0	0	12	173.59
Hagatna	0	0	0	0	1	0	1	0	0	1	5	384.32
Agaña Hts	0	0	0	1	0	1	0	0	1	0	5	107.30
Sinajana	1	1	0	0	0	0	0	1	0	0	4	118.55
Chalan Pago- Ordot	0	0	1	0	0	0	0	0	0	0	15	214.13
Asan-Maina	0	0	0	0	0	0	0	0	0	0	2	80.91
Piti	0	0	0	0	0	0	0	0	0	0	0	0.00
Santa Rita	0	0	0	0	0	1	0	0	1	0	5	56.37
Agat	2	1	0	0	1	0	0	0	1	3	12	179.40
Yona	0	1	0	0	3	0	0	0	3	1	15	195.62
Talofofu	0	1	0	0	0	0	1	0	0	1	5	131.51
Inarajan	0	0	0	0	0	0	0	0	0	0	5	138.54
Merizo	0	0	0	0	0	0	0	1	0	0	3	117.28
Umatac	0	0	0	0	0	0	0	0	0	0	3	285.99
Tourist	0	1	0	0	0	0	0	0	0	0	2	
Unknown	0	0	1	0	0	0	0	0	0	0	1	
TOTAL	9	12	7	5	14	8	11	9	10	11	244	133.28

NOTE: Rate = cases per 100,000 population for the specified period.

GUAM ANIMAL DISEASE (ZONOSSES) REPORTS
 REPORTS RECEIVED FOR THE WEEK ENDING 9/22/2012

Anaplasmosis – 2 canine, Babesiosis – 3 canine, Ehrlichiosis – 1 canine

Bureau of Communicable Disease Control
Guam Department of Public Health & Social Services
ISLAND-WIDE COMMUNICABLE DISEASE REPORT
 REPORTS RECEIVED FOR THE WEEK ENDING 9/22/2012

Chickenpox	1
<i>Chlamydia trachomatis</i>	33
<i>E. coli</i> MDR	1
Gonorrhea	1
Hepatitis C	1
Influenza A (not subtyped)	1
Influenza (not typed)	1
MRSA	12
Streptococcal sore throat	8
Streptococcal disease, other	2
Myroides MDR	1
Tuberculosis	3
VRE	4

PREVENTIVE MEDICINE DEPARTMENT
 U.S. NAVAL HOSPITAL GUAM
**PNEUMONIA CASES SEEN IN GUAM MILITARY TREATMENT
 FACILITIES BY WEEK REPORTED, 2012**

