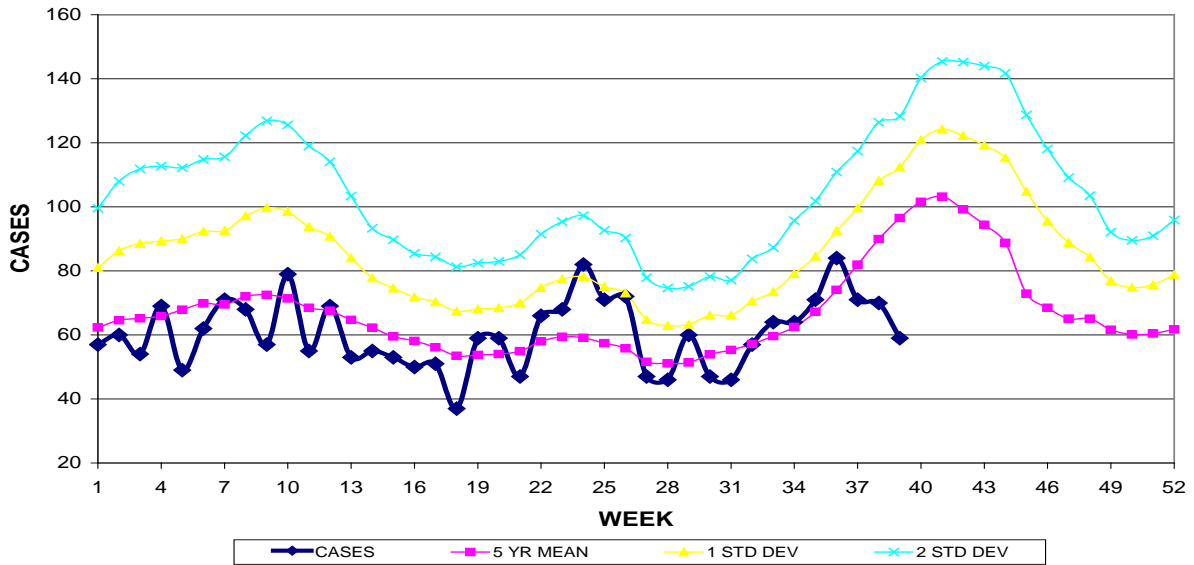


GUAM EPIDEMIOLOGY NEWSLETTER

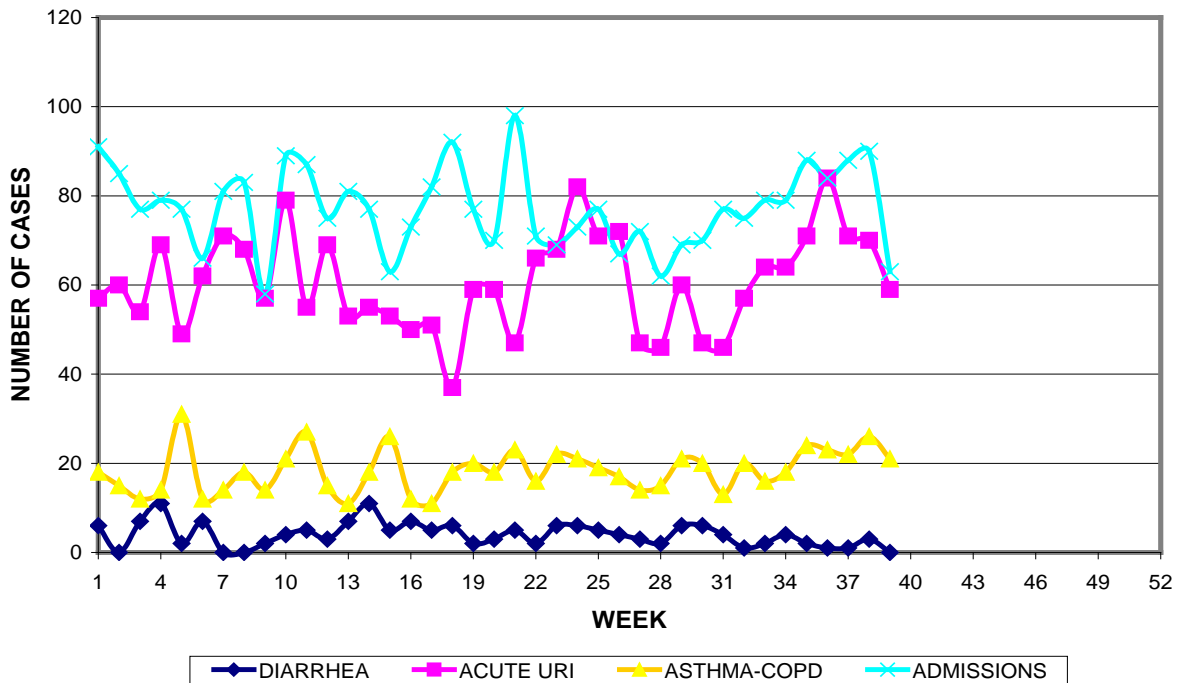
REPORT FOR WEEK ENDING: 9/29/2012 (Reporting week 2012-39)

GUAM REPORTS

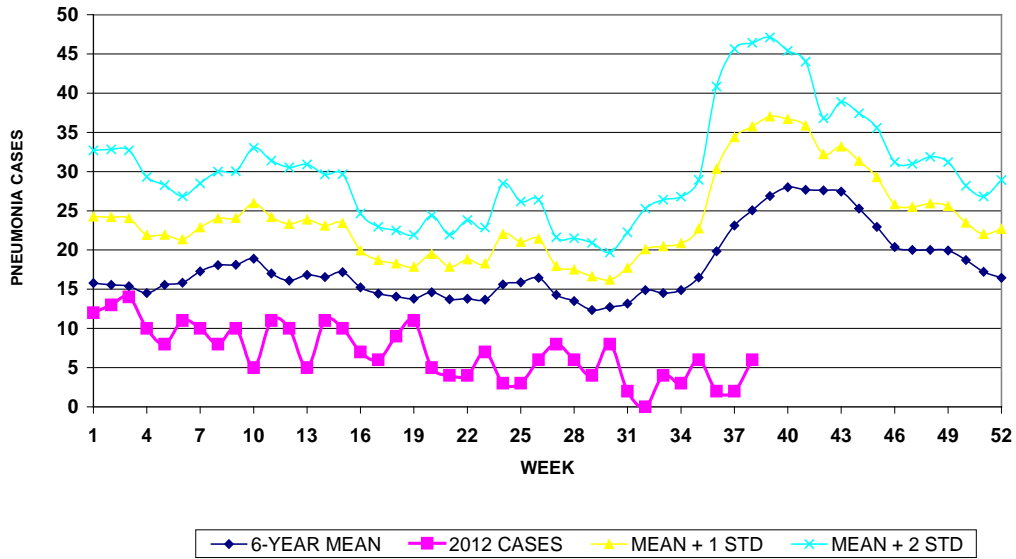
GUAM ACUTE RESPIRATORY INFECTION SURVEILLANCE 2012; GMHA-EMERGENCY DEPARTMENT PATIENTS BY WEEK SEEN



GUAM SYNDROMIC DISEASE SURVEILLANCE GMHA-ED PATIENT DIAGNOSES BY WEEK, 2012



MEDICAL RECORDS AND INFECTION CONTROL DEPARTMENTS
 GUAM MEMORIAL HOSPITAL AUTHORITY
**HOSPITAL INPATIENT DISCHARGES WITH A DIAGNOSIS OF
 PNEUMONIA BY WEEK DISCHARGED, 2012**



GUAM SENTINEL PHYSICIAN INFLUENZA SURVEILLANCE
 REPORTS OF INFLUENZA OR INFLUENZA-LIKE ILLNESSES
 RECEIVED FOR THE WEEK ENDING 9/29/2012

No activity – No cases reported by sentinel physicians
 (ACTIVITY LEVELS: No activity, Sporadic, Local, Regional, Widespread)

Foreign Quarantine & Enteric Diseases Section
 Bureau of Communicable Disease Control
 Guam Department of Public Health & Social Services
H1N1 INFLUENZA SURVEILLANCE, WEEK 39, 2012
NO CASES OF H1N1 REPORTED FOR WEEK 39
Cumulative 2012: 0 civilian & 0 military cases

INFECTION CONTROL DEPARTMENT
 GUAM MEMORIAL HOSPITAL AUTHORITY
**HOSPITALIZATIONS FOR INFLUENZA A or B BY AGE
 AND MORBIDITY REPORTING WEEK, 2012**

	WEEK										
AGE	30	31	32	33	34	35	36	37	38	39	TOTAL
0-4								1	1		5
5-18											1
19-24											
25-49											1
50-64											
65+											2
TOTAL	0	0	0	0	0	0	0	1	1	0	9

INFECTION CONTROL DEPARTMENT
 GUAM MEMORIAL HOSPITAL AUTHORITY
**GMHA-EMERGENCY DEPARTMENT CLINICAL DIAGNOSES OF INFLUENZA OR
 FLU-SYNDROME BY WEEK AND PATIENT'S VILLAGE OF RESIDENCE, 2012**
 (Villages listed geographically from northern-most to southern-most)

VILLAGE	WEEK										TOTAL	2012 RATE
	30	31	32	33	34	35	36	37	38	39		
Yigo	0	2	1	1	1	1	2	1	1	0	28	121.58
Dededo	7	1	2	6	4	1	3	1	2	4	69	135.75
Tamuning	0	1	0	1	0	4	0	0	1	1	27	126.75
Barrigada	0	0	0	0	0	1	2	1	0	1	12	117.28
Mangilao	0	1	1	1	1	2	0	1	1	0	19	120.67
M-T-M	0	0	0	0	0	0	0	0	0	0	12	173.59
Hagatna	0	0	0	1	0	1	0	0	1	0	5	384.32
Agaña Hts	0	0	1	0	1	0	0	1	0	0	5	107.30
Sinajana	1	0	0	0	0	0	1	0	0	1	5	148.19
Chalan Pago- Ordot	0	1	0	0	0	0	0	0	0	0	15	214.13
Asan-Maina	0	0	0	0	0	0	0	0	0	0	2	80.91
Piti	0	0	0	0	0	0	0	0	0	0	0	0.00
Santa Rita	0	0	0	0	1	0	0	1	0	1	6	67.64
Agat	1	0	0	1	0	0	0	1	3	1	13	194.35
Yona	1	0	0	3	0	0	0	3	1	1	16	208.66
Talofofu	1	0	0	0	0	1	0	0	1	0	5	131.51
Inarajan	0	0	0	0	0	0	0	0	0	0	5	138.54
Merizo	0	0	0	0	0	0	1	0	0	0	3	117.28
Umatac	0	0	0	0	0	0	0	0	0	0	3	285.99
Tourist	1	0	0	0	0	0	0	0	0	0	2	
Unknown	0	1	0	0	0	0	0	0	0	0	1	
TOTAL	12	7	5	14	8	11	9	10	11	10	254	138.74

NOTE: Rate = cases per 100,000 population for the specified period.

GUAM ANIMAL DISEASE (ZONOSSES) REPORTS
 REPORTS RECEIVED FOR THE WEEK ENDING 9/27/2012

Anaplasmosis – 1 canine, Babesiosis – 1 canine

Bureau of Communicable Disease Control
Guam Department of Public Health & Social Services
ISLAND-WIDE COMMUNICABLE DISEASE REPORT
 REPORTS RECEIVED FOR THE WEEK ENDING 9/29/2012

<i>Campylobacter</i> sp.	1
<i>Chlamydia trachomatis</i>	6
Conjunctivitis	6
Gonorrhea	2
MRSA	8
Streptococcal sore throat	5

PREVENTIVE MEDICINE DEPARTMENT
 U.S. NAVAL HOSPITAL GUAM
**PNEUMONIA CASES SEEN IN GUAM MILITARY TREATMENT
 FACILITIES BY WEEK REPORTED, 2012**

