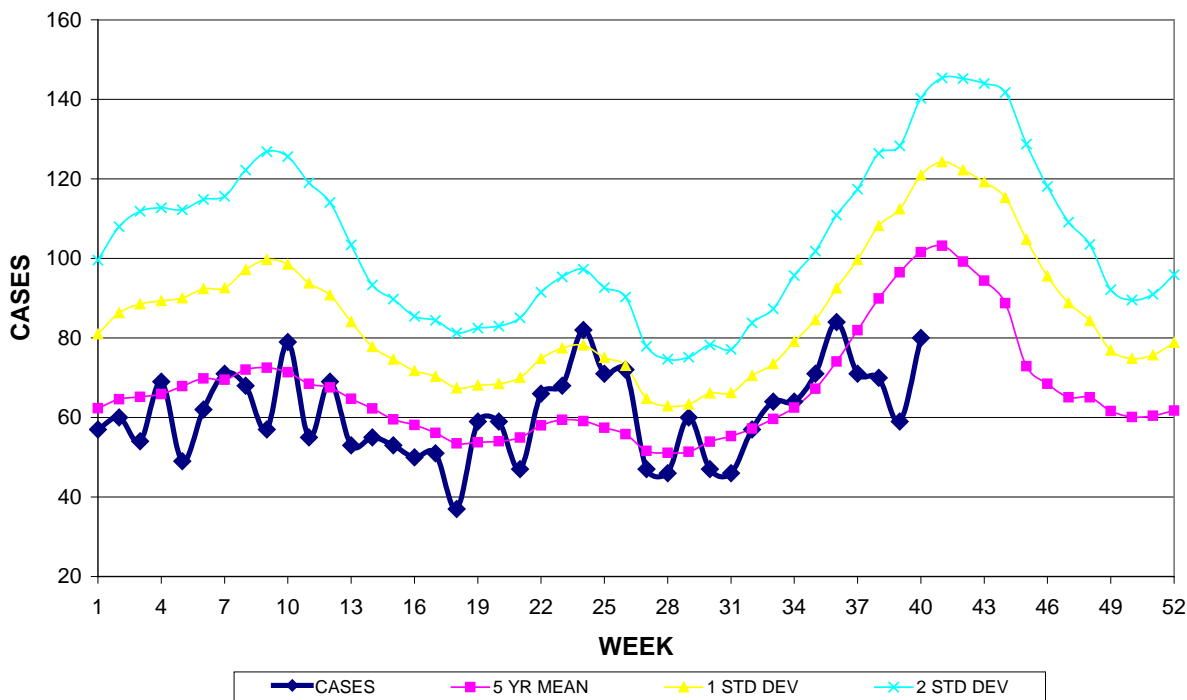


GUAM EPIDEMIOLOGY NEWSLETTER

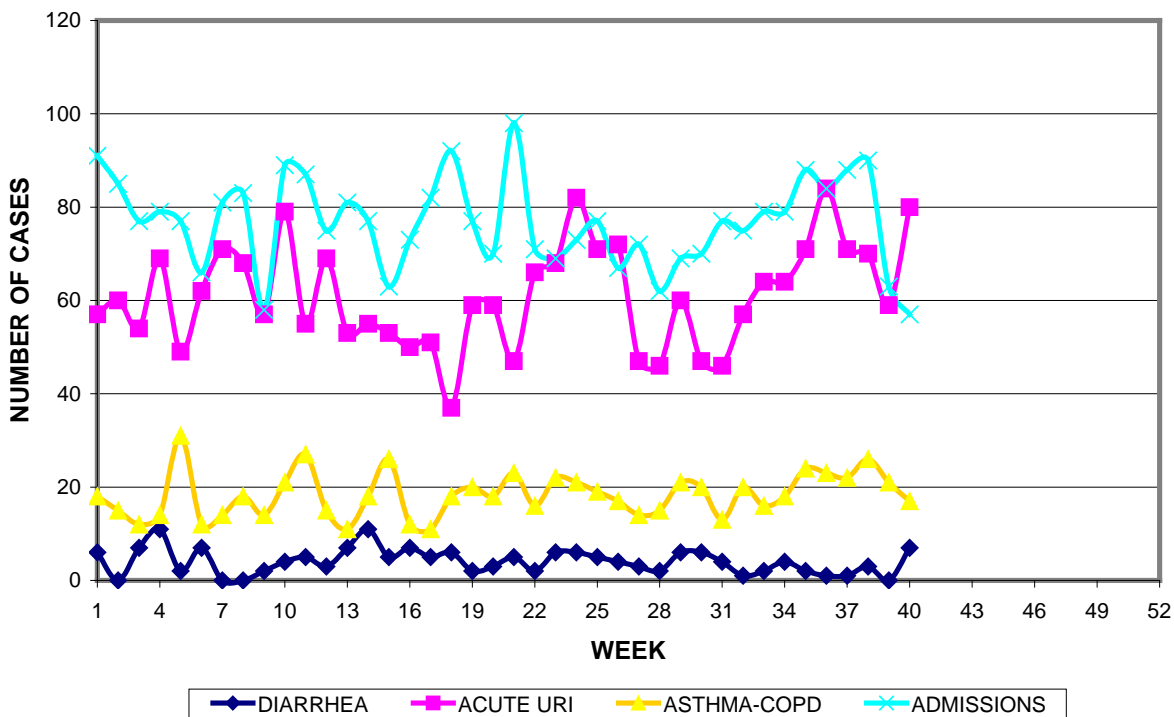
REPORT FOR WEEK ENDING: 10/6/2012 (Reporting week 2012-40)

GUAM REPORTS

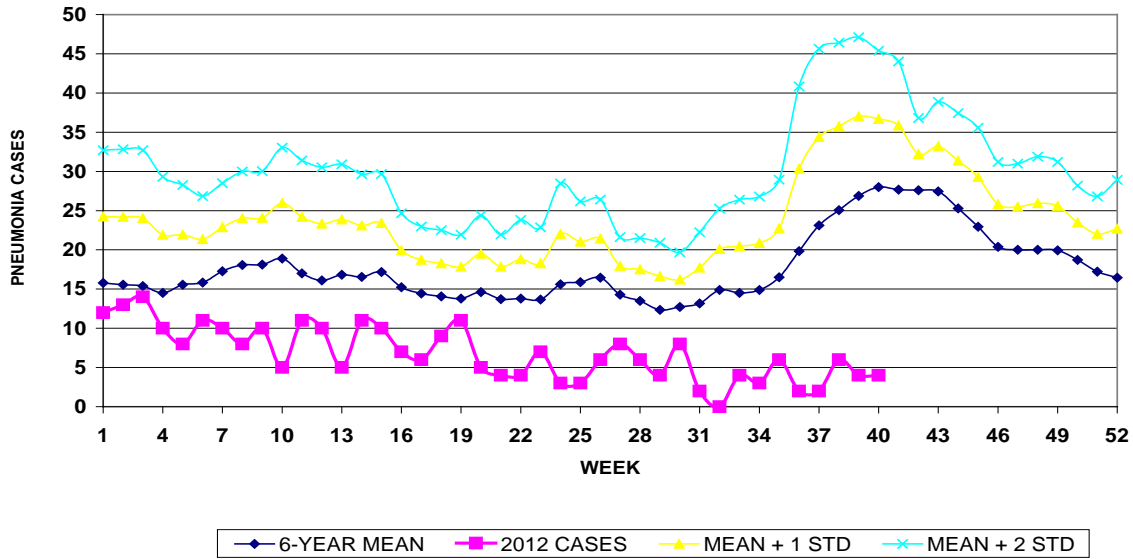
**GUAM ACUTE RESPIRATORY INFECTION SURVEILLANCE 2012;
 GMHA-EMERGENCY DEPARTMENT PATIENTS BY WEEK SEEN**



GUAM SYNDROMIC DISEASE SURVEILLANCE
GMHA-ED PATIENT DIAGNOSES BY WEEK, 2012



MEDICAL RECORDS AND INFECTION CONTROL DEPARTMENTS
 GUAM MEMORIAL HOSPITAL AUTHORITY
 HOSPITAL INPATIENT DISCHARGES WITH A DIAGNOSIS OF
 PNEUMONIA BY WEEK DISCHARGED, 2012



GUAM SENTINEL PHYSICIAN INFLUENZA SURVEILLANCE
 REPORTS OF INFLUENZA OR INFLUENZA-LIKE ILLNESSES
 RECEIVED FOR THE WEEK ENDING 10/6/2012

No activity – No cases reported by sentinel physicians
 (ACTIVITY LEVELS: No activity, Sporadic, Local, Regional, Widespread)

Foreign Quarantine & Enteric Diseases Section
 Bureau of Communicable Disease Control
 Guam Department of Public Health & Social Services
H1N1 INFLUENZA SURVEILLANCE, WEEK 40, 2012
NO CASES OF H1N1 REPORTED FOR WEEK 40
Cumulative 2012: 0 civilian & 0 military cases

INFECTION CONTROL DEPARTMENT
 GUAM MEMORIAL HOSPITAL AUTHORITY
HOSPITALIZATIONS FOR INFLUENZA A or B BY AGE
AND MORBIDITY REPORTING WEEK, 2012

	WEEK										
AGE	31	32	33	34	35	36	37	38	39	40	TOTAL
0-4							1	1		1	6
5-18											1
19-24											
25-49											1
50-64											
65+											2
TOTAL	0	0	0	0	0	0	1	1	0	1	10

INFECTION CONTROL DEPARTMENT
 GUAM MEMORIAL HOSPITAL AUTHORITY
**GMHA-EMERGENCY DEPARTMENT CLINICAL DIAGNOSES OF INFLUENZA OR
 FLU-SYNDROME BY WEEK AND PATIENT'S VILLAGE OF RESIDENCE, 2012**
 (Villages listed geographically from northern-most to southern-most)

VILLAGE	WEEK										TOTAL	2012 RATE
	31	32	33	34	35	36	37	38	39	40		
Yigo	2	1	1	1	1	2	1	1	0	0	28	121.58
Dededo	1	2	6	4	1	3	1	2	4	4	73	124.05
Tamuning	1	0	1	0	4	0	0	1	1	1	28	131.44
Barrigada	0	0	0	0	1	2	1	0	1	1	13	127.45
Mangilao	1	1	1	1	2	0	1	1	0	0	19	120.67
M-T-M	0	0	0	0	0	0	0	0	0	0	12	173.59
Hagatna	0	0	1	0	1	0	0	1	0	1	6	461.18
Agaña Hts	0	1	0	1	0	0	1	0	0	0	5	107.30
Sinajana	0	0	0	0	0	1	0	0	1	0	5	148.19
Chalan Pago- Ordot	1	0	0	0	0	0	0	0	0	0	15	214.13
Asan-Maina	0	0	0	0	0	0	0	0	0	0	2	80.91
Piti	0	0	0	0	0	0	0	0	0	0	0	0.00
Santa Rita	0	0	0	1	0	0	1	0	1	0	6	67.64
Agat	0	0	1	0	0	0	1	3	1	1	14	204.30
Yona	0	0	3	0	0	0	3	1	1	0	16	208.66
Talofof	0	0	0	0	1	0	0	1	0	0	5	131.51
Inarajan	0	0	0	0	0	0	0	0	0	0	5	138.54
Merizo	0	0	0	0	0	1	0	0	0	0	3	117.28
Umatac	0	0	0	0	0	0	0	0	0	1	4	381.32
Tourist	0	0	0	0	0	0	0	0	0		2	
Unknown	1	0	0	0	0	0	0	0	0		1	
TOTAL	7	5	14	8	11	9	10	11	10	9	263	143.65

NOTE: Rate = cases per 100,000 population for the specified period.

GUAM ANIMAL DISEASE (ZONOSSES) REPORTS
 REPORTS RECEIVED FOR THE WEEK ENDING 10/6/2012

No new reports

Bureau of Communicable Disease Control
Guam Department of Public Health & Social Services
ISLAND-WIDE COMMUNICABLE DISEASE REPORT
 REPORTS RECEIVED FOR THE WEEK ENDING 10/6/2012

Chickenpox	1
<i>Chlamydia trachomatis</i>	33
<i>E. coli</i> MDR	1
Gonorrhea	1
Hepatitis C	1
Influenza A (not subtyped)	1
Influenza (not typed)	1
MRSA	12
Streptococcal sore throat	8
Streptococcal disease, other	2
Myroides MDR	1
Tuberculosis	3
VRE	4

PREVENTIVE MEDICINE DEPARTMENT
 U.S. NAVAL HOSPITAL GUAM

**PNEUMONIA CASES SEEN IN GUAM MILITARY TREATMENT
 FACILITIES BY WEEK REPORTED, 2012**

