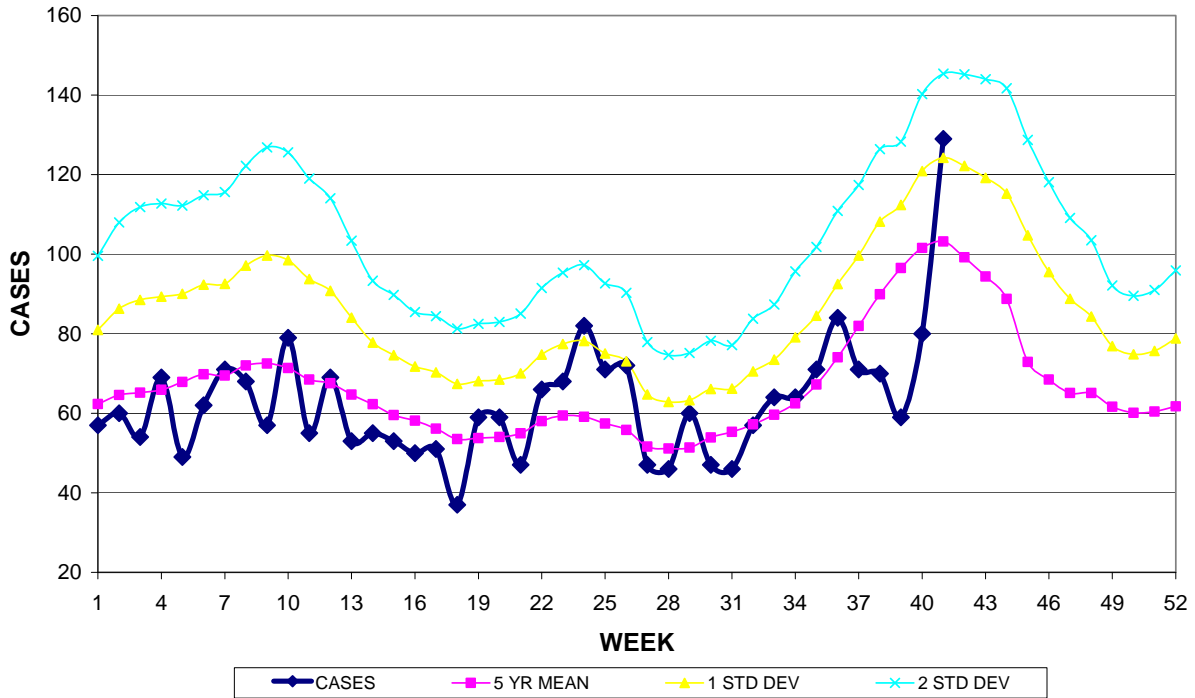


GUAM EPIDEMIOLOGY NEWSLETTER

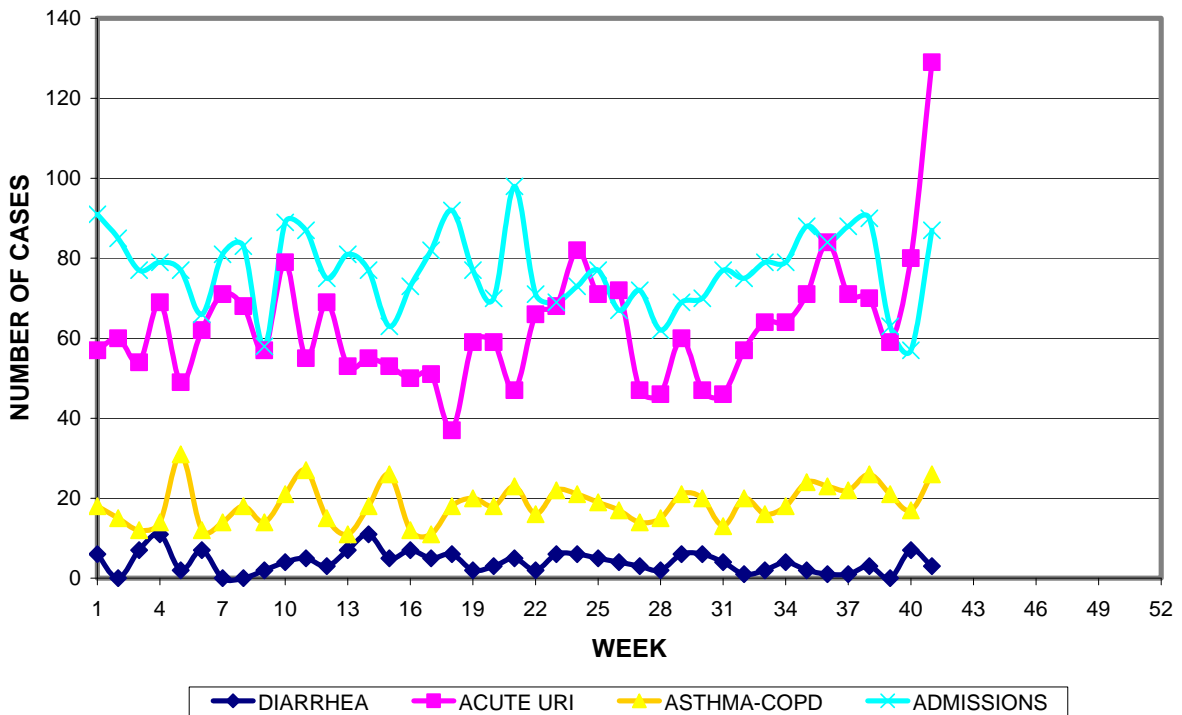
REPORT FOR WEEK ENDING: 10/13/2012 (Reporting week 2012-41)

GUAM REPORTS

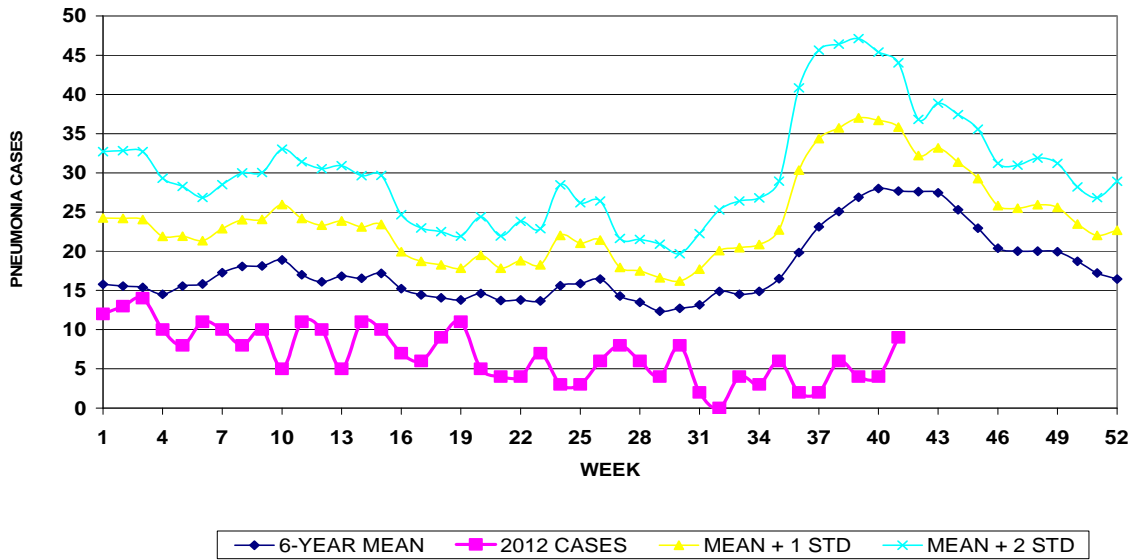
**GUAM ACUTE RESPIRATORY INFECTION SURVEILLANCE 2012;
 GMHA-EMERGENCY DEPARTMENT PATIENTS BY WEEK SEEN**



GUAM SYNDROMIC DISEASE SURVEILLANCE
GMHA-ED PATIENT DIAGNOSES BY WEEK, 2012



MEDICAL RECORDS AND INFECTION CONTROL DEPARTMENTS
GUAM MEMORIAL HOSPITAL AUTHORITY
HOSPITAL INPATIENT DISCHARGES WITH A DIAGNOSIS OF
PNEUMONIA BY WEEK DISCHARGED, 2012



GUAM SENTINEL PHYSICIAN INFLUENZA SURVEILLANCE

REPORTS OF INFLUENZA OR INFLUENZA-LIKE ILLNESSES
RECEIVED FOR THE WEEK ENDING 10/13/2012

No activity – No cases reported by sentinel physicians

(ACTIVITY LEVELS: No activity, Sporadic, Local, Regional, Widespread)

Foreign Quarantine & Enteric Diseases Section
 Bureau of Communicable Disease Control

Guam Department of Public Health & Social Services

H1N1 INFLUENZA SURVEILLANCE, WEEK 41, 2012

NO CASES OF H1N1 REPORTED FOR WEEK 41

Cumulative 2012: 0 civilian & 0 military cases

INFECTION CONTROL DEPARTMENT
 GUAM MEMORIAL HOSPITAL AUTHORITY

HOSPITALIZATIONS FOR INFLUENZA A or B BY AGE
AND MORBIDITY REPORTING WEEK, 2012

WEEK

AGE	32	33	34	35	36	37	38	39	40	41	TOTAL
0-4						1	1		1		6
5-18											1
19-24											
25-49											1
50-64											
65+											2
TOTAL	0	0	0	0	0	1	1	0	1	0	10

INFECTION CONTROL DEPARTMENT
 GUAM MEMORIAL HOSPITAL AUTHORITY
**GMHA-EMERGENCY DEPARTMENT CLINICAL DIAGNOSES OF INFLUENZA OR
 FLU-SYNDROME BY WEEK AND PATIENT'S VILLAGE OF RESIDENCE, 2012**
 (Villages listed geographically from northern-most to southern-most)

VILLAGE	WEEK										TOTAL	2012 RATE
	32	33	34	35	36	37	38	39	40	41		
Yigo	1	1	1	1	2	1	1	0	0	4	32	138.94
Dededo	2	6	4	1	3	1	2	4	4	4	77	151.49
Tamuning	0	1	0	4	0	0	1	1	1	1	29	136.14
Barrigada	0	0	0	1	2	1	0	1	1	0	13	127.45
Mangilao	1	1	1	2	0	1	1	0	0	3	22	139.73
M-T-M	0	0	0	0	0	0	0	0	0	4	16	231.45
Hagatna	0	1	0	1	0	0	1	0	1	0	6	461.18
Agaña Hts	1	0	1	0	0	1	0	0	0	1	6	128.76
Sinajana	0	0	0	0	1	0	0	1	0	0	5	148.19
Chalan Pago- Ordot	0	0	0	0	0	0	0	0	0	0	15	214.13
Asan-Maina	0	0	0	0	0	0	0	0	0	0	2	80.91
Piti	0	0	0	0	0	0	0	0	0	0	0	0.00
Santa Rita	0	0	1	0	0	1	0	1	0	1	7	78.92
Agat	0	1	0	0	0	1	3	1	1	0	14	204.30
Yona	0	3	0	0	0	3	1	1	0	0	16	208.66
Talofofu	0	0	0	1	0	0	1	0	0	1	6	157.81
Inarajan	0	0	0	0	0	0	0	0	0	0	5	138.54
Merizo	0	0	0	0	1	0	0	0	0	0	3	117.28
Umatac	0	0	0	0	0	0	0	0	1	0	4	381.32
Tourist	0	0	0	0	0	0	0	0	0	0	2	
Unknown	0	0	0	0	0	0	0	0	0	0	1	
TOTAL	5	14	8	11	9	10	11	10	9	19	282	154.03

NOTE: Rate = cases per 100,000 population for the specified period.

GUAM ANIMAL DISEASE (ZONOSSES) REPORTS
 REPORTS RECEIVED FOR THE WEEK ENDING 10/13/2012

No new reports

Bureau of Communicable Disease Control
Guam Department of Public Health & Social Services
ISLAND-WIDE COMMUNICABLE DISEASE REPORT
 REPORTS RECEIVED FOR THE WEEK ENDING 10/13/2012

<i>Acinetobacter baumannii</i> MDR	1
<i>Chlamydia trachomatis</i>	15
Conjunctivitis	1
<i>E. coli</i> MDR	1
Gonorrhea	2
Hepatitis B	4
Hepatitis C	2
HPV	1
HSV	1
MRSA	10
Scabies	2
Streptococcal sore throat	11
Streptococcal disease, other	1
Tuberculosis	4
VRE	2

