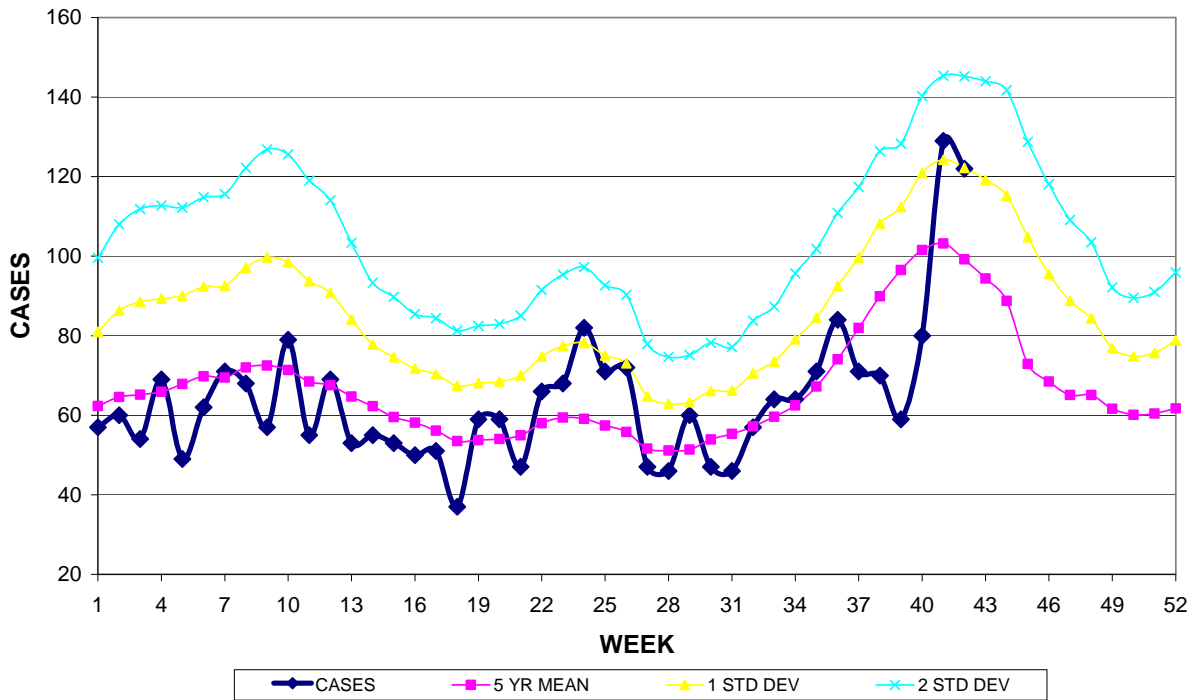


GUAM EPIDEMIOLOGY NEWSLETTER

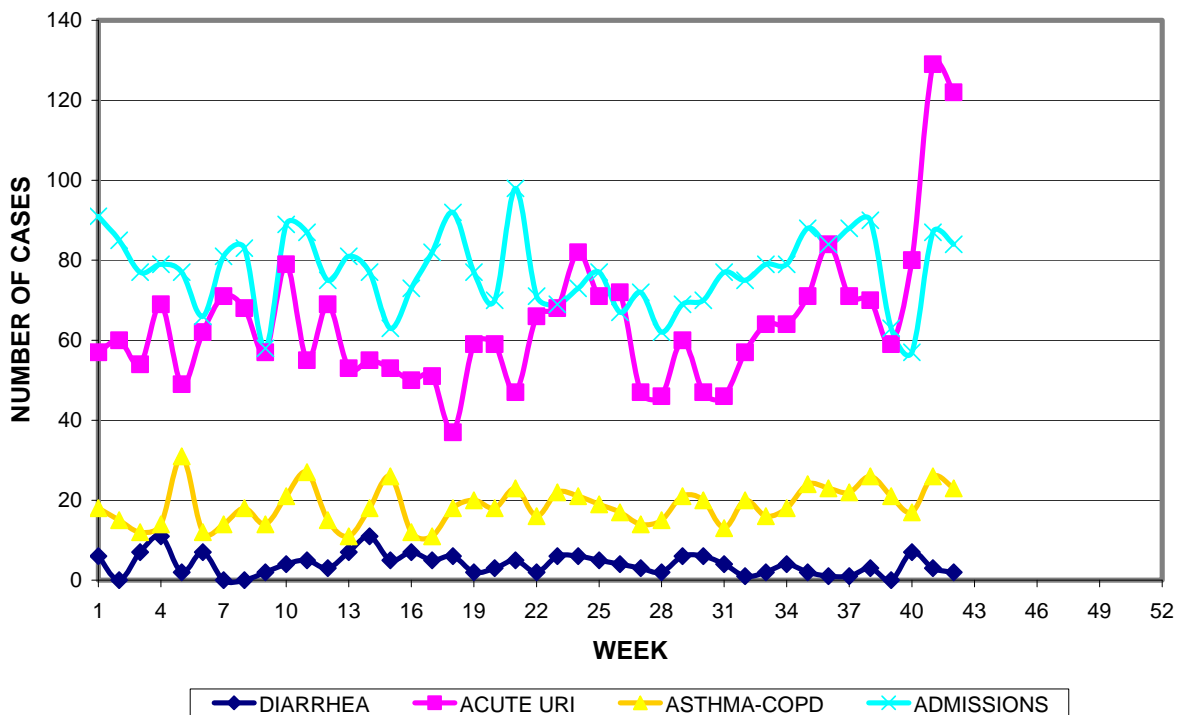
REPORT FOR WEEK ENDING: 10/20/2012 (Reporting week 2012-42)

GUAM REPORTS

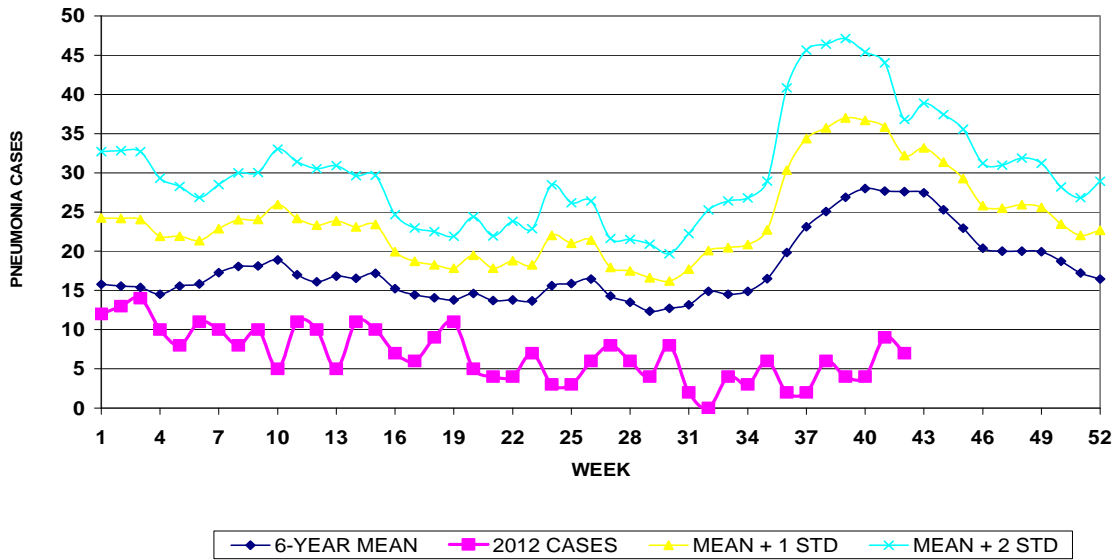
**GUAM ACUTE RESPIRATORY INFECTION SURVEILLANCE 2012;
 GMHA-EMERGENCY DEPARTMENT PATIENTS BY WEEK SEEN**



GUAM SYNDROMIC DISEASE SURVEILLANCE
GMHA-ED PATIENT DIAGNOSES BY WEEK, 2012



MEDICAL RECORDS AND INFECTION CONTROL DEPARTMENTS
 GUAM MEMORIAL HOSPITAL AUTHORITY
 HOSPITAL INPATIENT DISCHARGES WITH A DIAGNOSIS OF
 PNEUMONIA BY WEEK DISCHARGED, 2012



GUAM SENTINEL PHYSICIAN INFLUENZA SURVEILLANCE
 REPORTS OF INFLUENZA OR INFLUENZA-LIKE ILLNESSES
 RECEIVED FOR THE WEEK ENDING 10/20/2012

No activity – No cases reported by sentinel physicians
 (ACTIVITY LEVELS: No activity, Sporadic, Local, Regional, Widespread)

Foreign Quarantine & Enteric Diseases Section
 Bureau of Communicable Disease Control
 Guam Department of Public Health & Social Services
H1N1 INFLUENZA SURVEILLANCE, WEEK 42, 2012
NO CASES OF H1N1 REPORTED FOR WEEK 42
Cumulative 2012: 0 civilian & 0 military cases

INFECTION CONTROL DEPARTMENT
 GUAM MEMORIAL HOSPITAL AUTHORITY
**HOSPITALIZATIONS FOR INFLUENZA A or B BY AGE
 AND MORBIDITY REPORTING WEEK, 2012**

	WEEK										
AGE	33	34	35	36	37	38	39	40	41	42	TOTAL
0-4					1	1		1			6
5-18											1
19-24											
25-49											1
50-64											
65+											2
TOTAL	0	0	0	0	1	1	0	1	0	0	10

INFECTION CONTROL DEPARTMENT
 GUAM MEMORIAL HOSPITAL AUTHORITY
**GMHA-EMERGENCY DEPARTMENT CLINICAL DIAGNOSES OF INFLUENZA OR
 FLU-SYNDROME BY WEEK AND PATIENT'S VILLAGE OF RESIDENCE, 2012**
 (Villages listed geographically from northern-most to southern-most)

VILLAGE	WEEK										TOTAL	2012 RATE
	33	34	35	36	37	38	39	40	41	42		
Yigo	1	1	1	2	1	1	0	0	4	2	34	147.63
Dededo	6	4	1	3	1	2	4	4	4	5	82	161.32
Tamuning	1	0	4	0	0	1	1	1	1	4	33	154.92
Barrigada	0	0	1	2	1	0	1	1	0	2	15	146.60
Mangilao	1	1	2	0	1	1	0	0	3	4	26	165.13
M-T-M	0	0	0	0	0	0	0	0	4	5	21	303.78
Hagatna	1	0	1	0	0	1	0	1	0	0	6	461.18
Agaña Hts	0	1	0	0	1	0	0	0	1	0	6	128.76
Sinajana	0	0	0	1	0	0	1	0	0	0	5	148.19
Chalan Pago- Ordot	0	0	0	0	0	0	0	0	0	2	17	242.68
Asan-Maina	0	0	0	0	0	0	0	0	0	1	3	121.36
Piti	0	0	0	0	0	0	0	0	0	1	1	50.76
Santa Rita	0	1	0	0	1	0	1	0	1	0	7	78.92
Agat	1	0	0	0	1	3	1	1	0	0	14	204.30
Yona	3	0	0	0	3	1	1	0	0	2	16	208.66
Talofofo	0	0	1	0	0	1	0	0	1	0	6	157.81
Inarajan	0	0	0	0	0	0	0	0	0	0	5	138.54
Merizo	0	0	0	1	0	0	0	0	0	1	4	156.37
Umatac	0	0	0	0	0	0	0	1	0	0	4	381.32
Tourist	0	0	0	0	0	0	0	0	0	0	2	
Unknown	0	0	0	0	0	0	0	0	0	0	1	
TOTAL	14	8	11	9	10	11	10	9	19	29	311	169.87

NOTE: Rate = cases per 100,000 population for the specified period.

GUAM ANIMAL DISEASE (ZONOSSES) REPORTS
 REPORTS RECEIVED FOR THE WEEK ENDING 10/20/2012

***Babesia* sp. – 1 canine**

Bureau of Communicable Disease Control
Gum Department of Public Health & Social Services
ISLAND-WIDE COMMUNICABLE DISEASE REPORT
 REPORTS RECEIVED FOR THE WEEK ENDING 10/20/2012

<i>Acinetobacter baumannii</i> MDR	1
Chickenpox	3
<i>Chlamydia trachomatis</i>	9
<i>Clostridium difficile</i>	1
Conjunctivitis	6
<i>E. coli</i> MDR	2
Gonorrhea	4
Hand, foot, and mouth disease	1
Hepatitis B	2
Hepatitis C	4
Influenza (not typed)	3
<i>Klebsiella pneumoniae</i> MDR	1
MRSA	25
Schistosomiasis	1
Streptococcal sore throat	7
Streptococcal disease, other	2
VRE	4

PREVENTIVE MEDICINE DEPARTMENT
 U.S. NAVAL HOSPITAL GUAM
**PNEUMONIA CASES SEEN IN GUAM MILITARY TREATMENT
 FACILITIES BY WEEK REPORTED, 2012**

