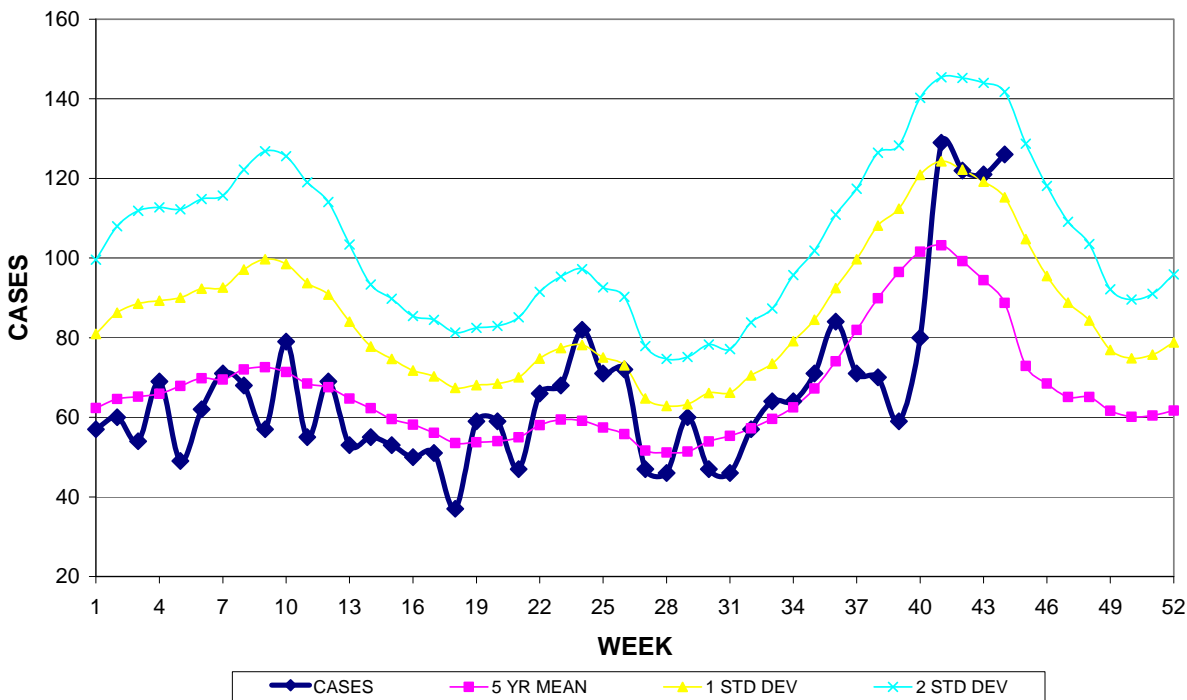


GUAM EPIDEMIOLOGY NEWSLETTER

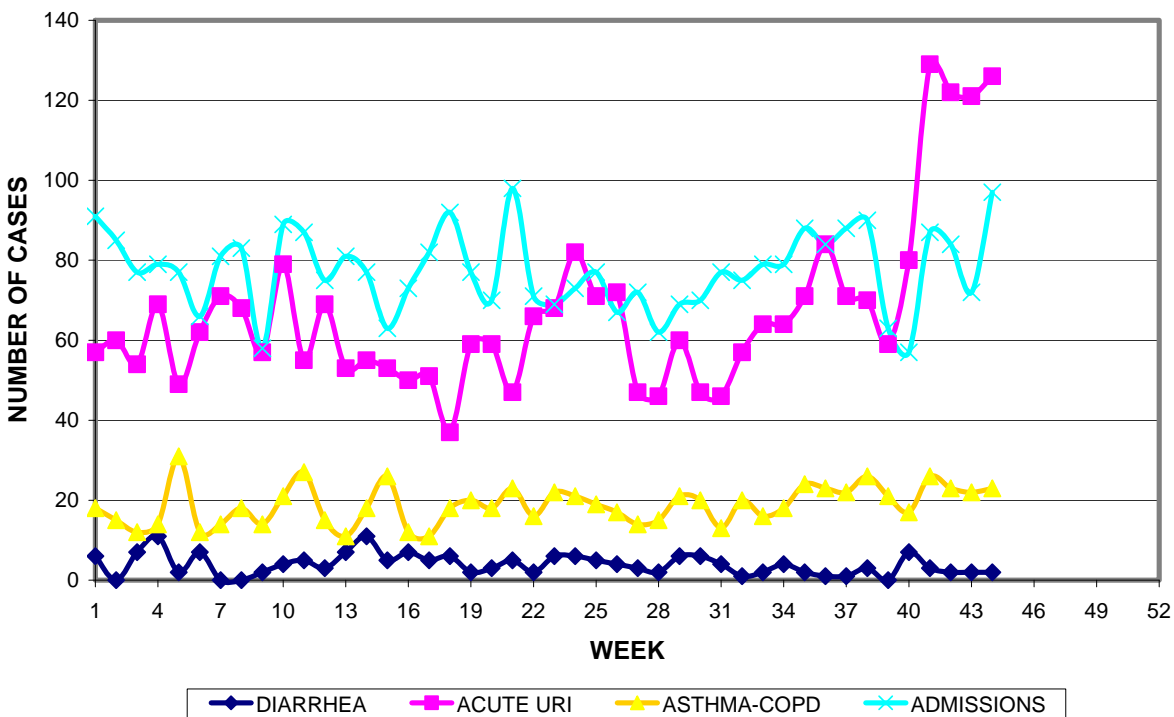
REPORT FOR WEEK ENDING: 11/3/2012 (Reporting week 2012-44)

GUAM REPORTS

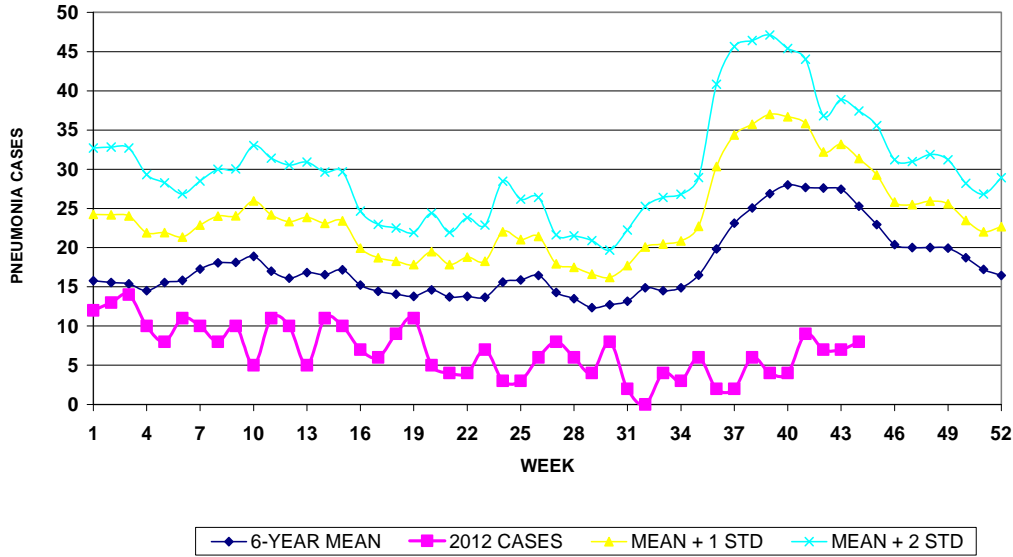
**GUAM ACUTE RESPIRATORY INFECTION SURVEILLANCE 2012;
 GMHA-EMERGENCY DEPARTMENT PATIENTS BY WEEK SEEN**



GUAM SYNDROMIC DISEASE SURVEILLANCE
GMHA-ED PATIENT DIAGNOSES BY WEEK, 2012



MEDICAL RECORDS AND INFECTION CONTROL DEPARTMENTS
 GUAM MEMORIAL HOSPITAL AUTHORITY
 HOSPITAL INPATIENT DISCHARGES WITH A DIAGNOSIS OF
 PNEUMONIA BY WEEK DISCHARGED, 2012



GUAM SENTINEL PHYSICIAN INFLUENZA SURVEILLANCE
 REPORTS OF INFLUENZA OR INFLUENZA-LIKE ILLNESSES
 RECEIVED FOR THE WEEK ENDING 11/3/2012

No activity – No cases reported by sentinel physicians
 (ACTIVITY LEVELS: No activity, Sporadic, Local, Regional, Widespread)

Foreign Quarantine & Enteric Diseases Section
 Bureau of Communicable Disease Control
 Guam Department of Public Health & Social Services
H1N1 INFLUENZA SURVEILLANCE, WEEK 44, 2012
NO CASES OF H1N1 REPORTED FOR WEEK 44
Cumulative 2012: 0 civilian & 0 military cases

INFECTION CONTROL DEPARTMENT
 GUAM MEMORIAL HOSPITAL AUTHORITY
HOSPITALIZATIONS FOR INFLUENZA A or B BY AGE
AND MORBIDITY REPORTING WEEK, 2012

	WEEK										
AGE	35	36	37	38	39	40	41	42	43	44	TOTAL
0-4			1	1		1					6
5-18											1
19-24											
25-49											1
50-64											
65+											2
TOTAL	0	0	1	1	0	1	0	0	0	0	10

INFECTION CONTROL DEPARTMENT
 GUAM MEMORIAL HOSPITAL AUTHORITY
**GMHA-EMERGENCY DEPARTMENT CLINICAL DIAGNOSES OF INFLUENZA OR
 FLU-SYNDROME BY WEEK AND PATIENT'S VILLAGE OF RESIDENCE, 2012**
 (Villages listed geographically from northern-most to southern-most)

VILLAGE	WEEK										TOTAL	2012 RATE
	35	36	37	38	39	40	41	42	43	44		
Yigo	1	2	1	1	0	0	4	2	1	0	35	151.97
Dededo	1	3	1	2	4	4	4	5	0	1	83	163.29
Tamuning	4	0	0	1	1	1	1	4	0	0	33	154.92
Barrigada	1	2	1	0	1	1	0	2	1	1	17	166.15
Mangilao	2	0	1	1	0	0	3	4	0	0	26	165.13
M-T-M	0	0	0	0	0	0	4	5	0	1	22	318.24
Hagatna	1	0	0	1	0	1	0	0	1	1	7	538.05
Agaña Hts	0	0	1	0	0	0	1	0	0	0	6	128.76
Sinajana	0	1	0	0	1	0	0	0	0	0	5	148.19
Chalan Pago- Ordot	0	0	0	0	0	0	0	2	0	0	17	242.68
Asan- Maina	0	0	0	0	0	0	0	1	0	0	3	121.36
Piti	0	0	0	0	0	0	0	1	0	0	1	50.76
Santa Rita	0	0	1	0	1	0	1	0	0	1	8	90.19
Agat	0	0	1	3	1	1	0	0	0	0	14	204.30
Yona	0	0	3	1	1	0	0	2	0	0	16	208.66
Talofofo	1	0	0	1	0	0	1	0	1	0	7	184.11
Inarajan	0	0	0	0	0	0	0	0	1	0	6	151.97
Merizo	0	1	0	0	0	0	0	1	0	0	4	156.37
Umatac	0	0	0	0	0	1	0	0	0	0	4	381.32
Tourist	0	0	0	0	0	0	0	0	0	0	2	
Unknown	0	0	0	0	0	0	0	0	0	0	1	
TOTAL	11	9	10	11	10	9	19	29	5	5	321	175.33

NOTE: Rate = cases per 100,000 population for the specified period.

GUAM ANIMAL DISEASE (ZONOSSES) REPORTS
 REPORTS RECEIVED FOR THE WEEK ENDING 11/3/2012

No new reports

Bureau of Communicable Disease Control
Guam Department of Public Health & Social Services
ISLAND-WIDE COMMUNICABLE DISEASE REPORT
 REPORTS RECEIVED FOR THE WEEK ENDING 11/3/2012

Chlamydia trachomatis	19
<i>Clostridium difficile</i>	1
Conjunctivitis	4
Gonorrhea	2
MRSA	18
Rheumatic fever	1
RSV	7
Scabies	1
Streptococcal sore throat	1
Streptococcal disease, other site	3
Tuberculosis	1
VRE	1

PREVENTIVE MEDICINE DEPARTMENT
 U.S. NAVAL HOSPITAL GUAM
**PNEUMONIA CASES SEEN IN GUAM MILITARY TREATMENT
 FACILITIES BY WEEK REPORTED, 2012**

