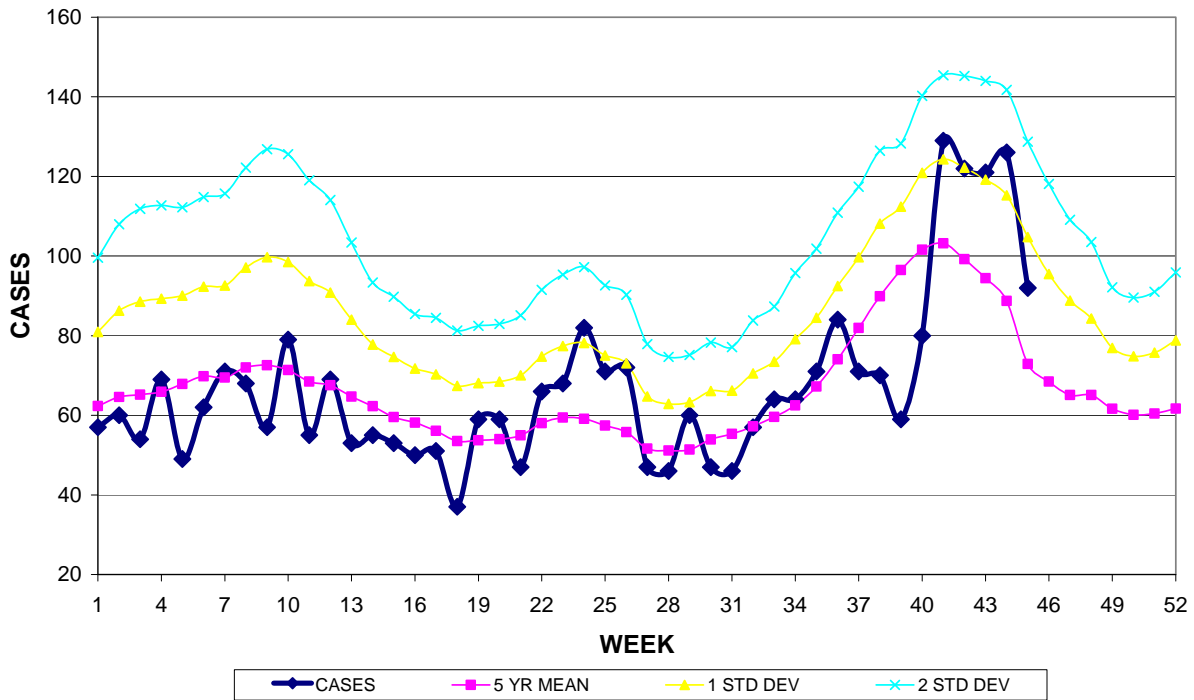


GUAM EPIDEMIOLOGY NEWSLETTER

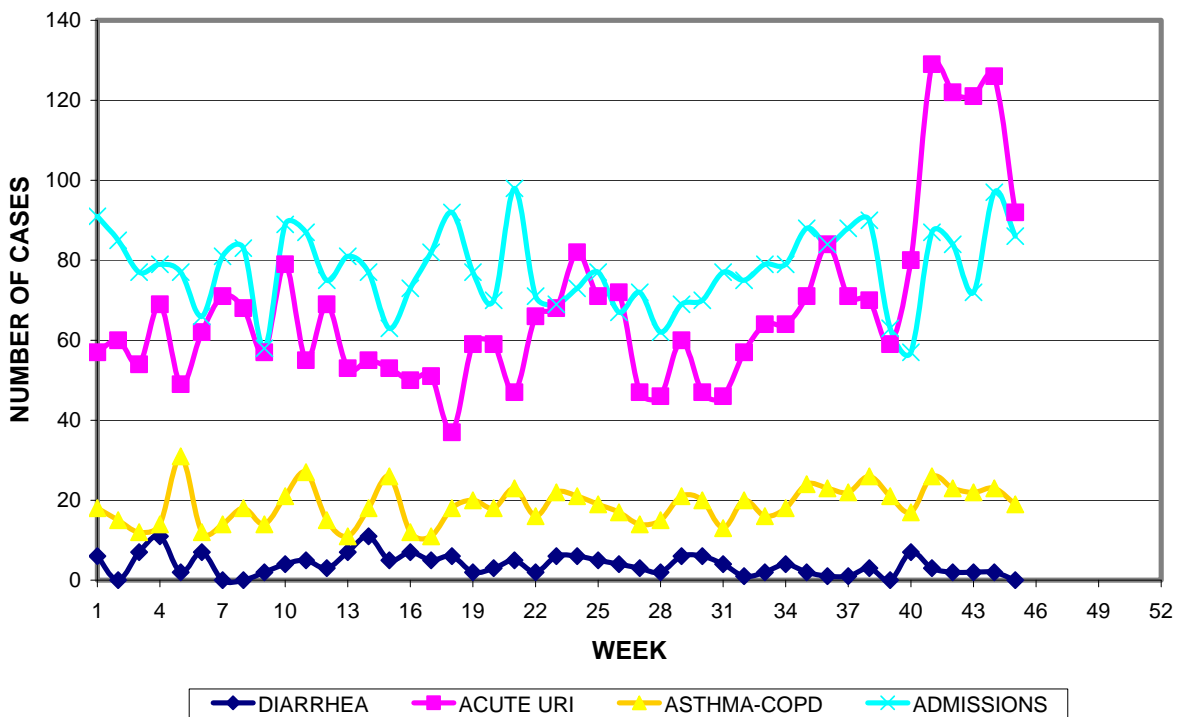
REPORT FOR WEEK ENDING: 11/10/2012 (Reporting week 2012-45)

GUAM REPORTS

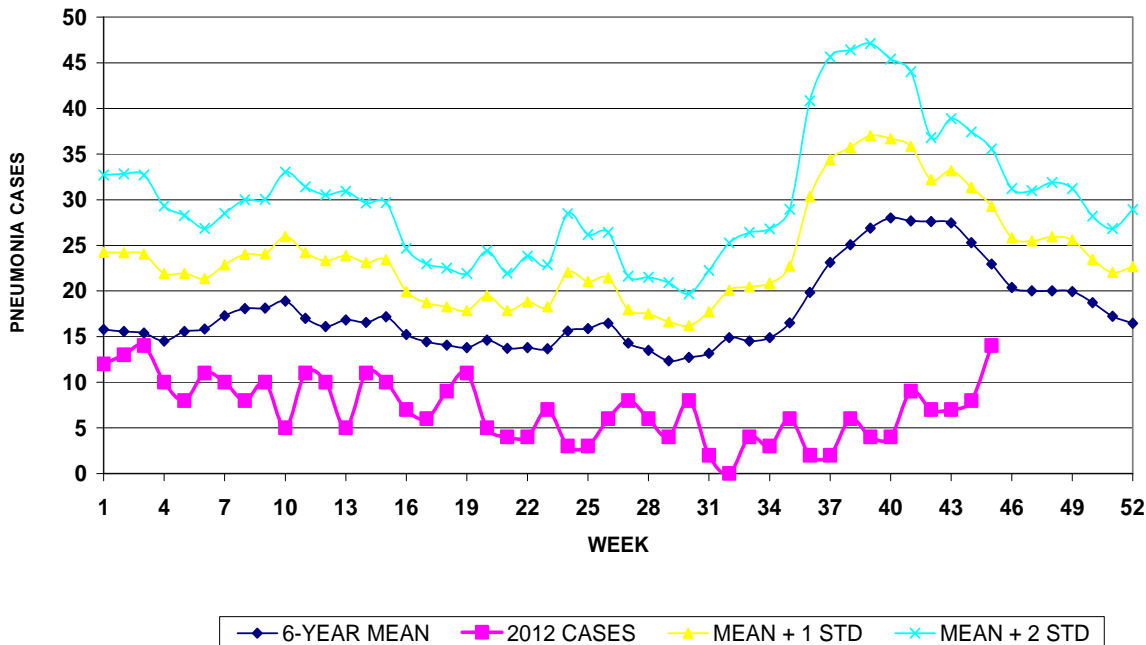
GUAM ACUTE RESPIRATORY INFECTION SURVEILLANCE 2012; GMHA-EMERGENCY DEPARTMENT PATIENTS BY WEEK SEEN



GUAM SYNDROMIC DISEASE SURVEILLANCE GMHA-ED PATIENT DIAGNOSES BY WEEK, 2012



MEDICAL RECORDS AND INFECTION CONTROL DEPARTMENTS
 GUAM MEMORIAL HOSPITAL AUTHORITY
 HOSPITAL INPATIENT DISCHARGES WITH A DIAGNOSIS OF
 PNEUMONIA BY WEEK DISCHARGED, 2012



GUAM SENTINEL PHYSICIAN INFLUENZA SURVEILLANCE
 REPORTS OF INFLUENZA OR INFLUENZA-LIKE ILLNESSES
 RECEIVED FOR THE WEEK ENDING 11/10/2012

No activity – No cases reported by sentinel physicians
 (ACTIVITY LEVELS: No activity, Sporadic, Local, Regional, Widespread)

Foreign Quarantine & Enteric Diseases Section
 Bureau of Communicable Disease Control
 Guam Department of Public Health & Social Services
H1N1 INFLUENZA SURVEILLANCE, WEEK 45, 2012
NO CASES OF H1N1 REPORTED FOR WEEK 45
Cumulative 2012: 0 civilian & 0 military cases

INFECTION CONTROL DEPARTMENT
 GUAM MEMORIAL HOSPITAL AUTHORITY
HOSPITALIZATIONS FOR INFLUENZA A or B BY AGE
AND MORBIDITY REPORTING WEEK, 2012

	WEEK										
AGE	36	37	38	39	40	41	42	43	44	45	TOTAL
0-4		1	1		1					1	7
5-18											1
19-24											1
25-49											1
50-64											2
65+											2
TOTAL	0	1	1	0	1	0	0	0	0	1	11

INFECTION CONTROL DEPARTMENT
 GUAM MEMORIAL HOSPITAL AUTHORITY
**GMHA-EMERGENCY DEPARTMENT CLINICAL DIAGNOSES OF INFLUENZA OR
 FLU-SYNDROME BY WEEK AND PATIENT'S VILLAGE OF RESIDENCE, 2012**
 (Villages listed geographically from northern-most to southern-most)

VILLAGE	WEEK										TOTAL	2012 RATE
	36	37	38	39	40	41	42	43	44	45		
Yigo	2	1	1	0	0	4	2	1	0	0	35	151.97
Dededo	3	1	2	4	4	4	5	0	1	2	85	167.22
Tamuning	0	0	1	1	1	1	4	0	0	0	33	154.92
Barrigada	2	1	0	1	1	0	2	1	1	2	19	185.69
Mangilao	0	1	1	0	0	3	4	0	0	1	27	171.48
M-T-M	0	0	0	0	0	4	5	0	1	0	22	318.24
Hagatna	0	0	1	0	1	0	0	1	1	0	7	538.05
Agaña Hts	0	1	0	0	0	1	0	0	0	0	6	128.76
Sinajana	1	0	0	1	0	0	0	0	0	0	5	148.19
Chalan Pago-Ordot	0	0	0	0	0	0	2	0	0	0	17	242.68
Asan-Maina	0	0	0	0	0	0	1	0	0	0	3	121.36
Piti	0	0	0	0	0	0	1	0	0	0	1	50.76
Santa Rita	0	1	0	1	0	1	0	0	1	0	8	90.19
Agat	0	1	3	1	1	0	0	0	0	0	14	204.30
Yona	0	3	1	1	0	0	2	0	0	0	16	208.66
Talofofu	0	0	1	0	0	1	0	1	0	0	7	184.11
Inarajan	0	0	0	0	0	0	0	1	0	0	6	151.97
Merizo	1	0	0	0	0	0	1	0	0	0	4	156.37
Umatac	0	0	0	0	1	0	0	0	0	0	4	381.32
Tourist	0	0	0	0	0	0	0	0	0	0	2	
Unknown	0	0	0	0	0	0	0	0	0	0	1	
TOTAL	9	10	11	10	9	19	29	5	5	5	325	177.52

NOTE: Rate = cases per 100,000 population for the specified period.

GUAM ANIMAL DISEASE (ZONOSSES) REPORTS
 REPORTS RECEIVED FOR THE WEEK ENDING 11/10/2012 (includes late reports)

Anaplasmosis, 4 canine

Babesiosis, 7 canine

Ehrlichiosis, 1 canine

Bureau of Communicable Disease Control
Guam Department of Public Health & Social Services
ISLAND-WIDE COMMUNICABLE DISEASE REPORT
 REPORTS RECEIVED FOR THE WEEK ENDING 11/10/2012

<i>Acinetobacter baumani</i> MDR	1
AIDS	1
Chickenpox	1
<i>Chlamydia trachomatis</i>	11
<i>Clostridium difficile</i>	1
Conjunctivitis	4
<i>E. coli</i> MDR	1
Food poisoning	2
Gonorrhea	1
Hepatitis B	2
Hepatitis C	2
HIV	1
Influenza A	1
<i>Klebsiella pneumoniae</i> MDR	1
MRSA	8
Salmonellosis	1
Streptococcal disease, other site	2
Tuberculosis	1
VRE	1

PREVENTIVE MEDICINE DEPARTMENT
 U.S. NAVAL HOSPITAL GUAM
**PNEUMONIA CASES SEEN IN GUAM MILITARY TREATMENT
 FACILITIES BY WEEK REPORTED, 2012**

