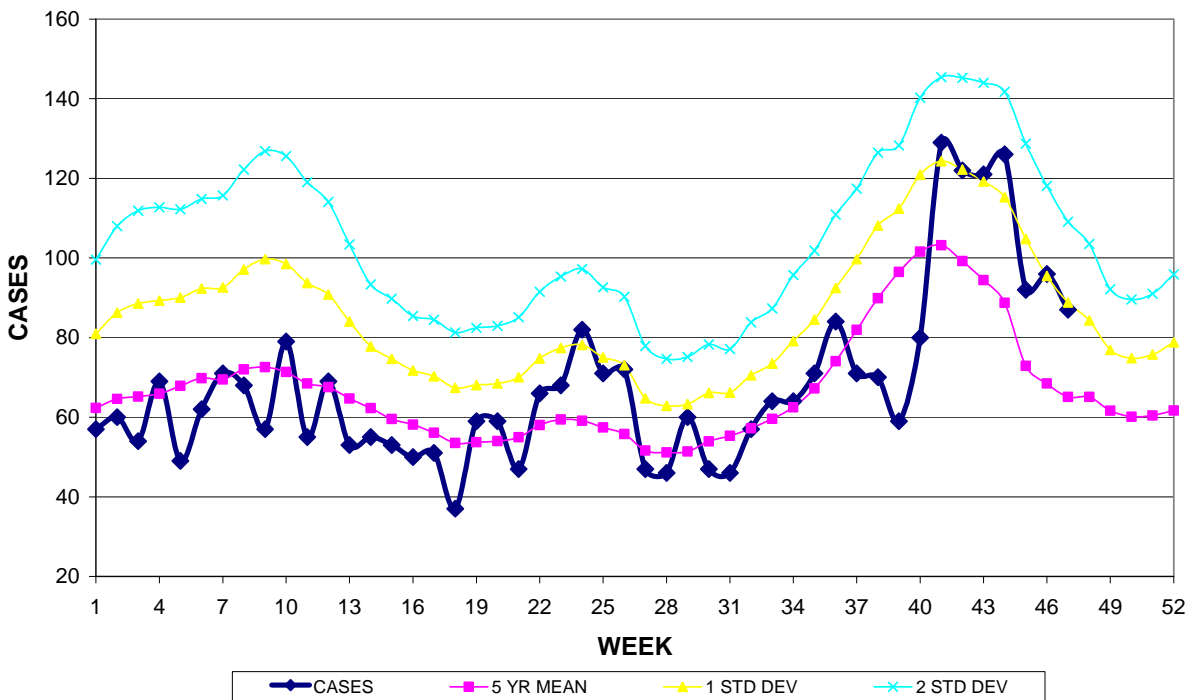


GUAM EPIDEMIOLOGY NEWSLETTER

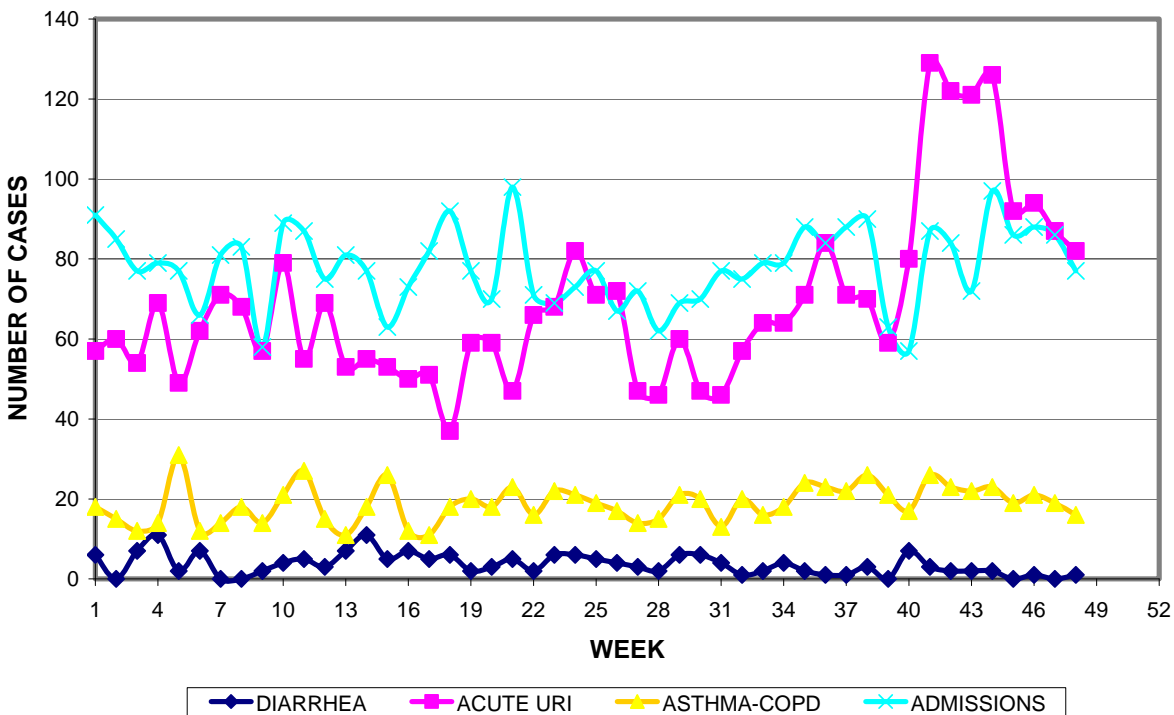
REPORT FOR WEEK ENDING: 12/1/2012 (Reporting week 2012-48)

GUAM REPORTS

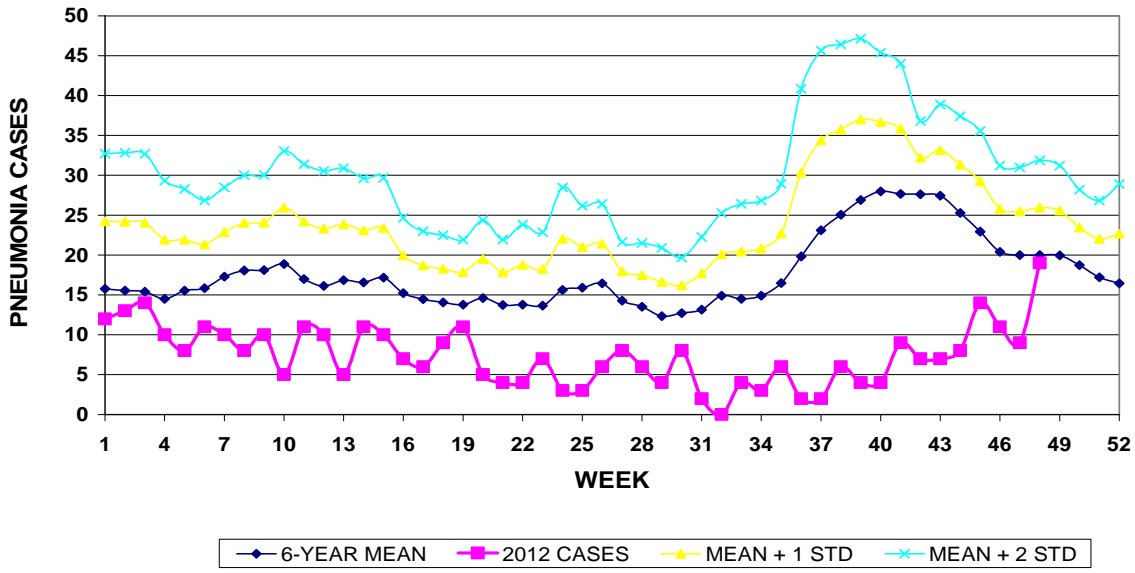
GUAM ACUTE RESPIRATORY INFECTION SURVEILLANCE 2012; GMHA-EMERGENCY DEPARTMENT PATIENTS BY WEEK SEEN



GUAM SYNDROMIC DISEASE SURVEILLANCE GMHA-ED PATIENT DIAGNOSES BY WEEK, 2012



MEDICAL RECORDS AND INFECTION CONTROL DEPARTMENTS
 GUAM MEMORIAL HOSPITAL AUTHORITY
 HOSPITAL INPATIENT DISCHARGES WITH A DIAGNOSIS OF
 PNEUMONIA BY WEEK DISCHARGED, 2012



GUAM SENTINEL PHYSICIAN INFLUENZA SURVEILLANCE
 REPORTS OF INFLUENZA OR INFLUENZA-LIKE ILLNESSES
 RECEIVED FOR THE WEEK ENDING 12/1/2012

Sporadic – Two cases reported by sentinel physicians
 (ACTIVITY LEVELS: No activity, Sporadic, Local, Regional, Widespread)

Foreign Quarantine & Enteric Diseases Section
 Bureau of Communicable Disease Control
 Guam Department of Public Health & Social Services
H1N1 INFLUENZA SURVEILLANCE, WEEK 48, 2012
NO CASES OF H1N1 REPORTED FOR WEEK 48
Cumulative 2012: 0 civilian & 0 military cases

INFECTION CONTROL DEPARTMENT
 GUAM MEMORIAL HOSPITAL AUTHORITY
HOSPITALIZATIONS FOR INFLUENZA A or B BY AGE
AND MORBIDITY REPORTING WEEK, 2012

	WEEK										
AGE	39	40	41	42	43	44	45	46	47	48	TOTAL
0-4		1					1				7
5-18											1
19-24											
25-49											1
50-64											
65+											2
TOTAL	0	1	0	0	0	0	1	0	0	0	11

INFECTION CONTROL DEPARTMENT
 GUAM MEMORIAL HOSPITAL AUTHORITY
**GMHA-EMERGENCY DEPARTMENT CLINICAL DIAGNOSES OF INFLUENZA OR
 FLU-SYNDROME BY WEEK AND PATIENT'S VILLAGE OF RESIDENCE, 2012**
 (Villages listed geographically from northern-most to southern-most)

VILLAGE	WEEK										TOTAL	2012 RATE
	39	40	41	42	43	44	45	46	47	48		
Yigo	0	0	4	2	1	0	0	0	3	0	37	160.65
Dededo	4	4	4	5	0	1	2	2	2	1	90	177.06
Tamuning	1	1	1	4	0	0	0	1	1	0	35	164.30
Barrigada	1	1	0	2	1	1	2	0	0	1	20	195.47
Mangilao	0	0	3	4	0	0	1	1	1	0	29	184.19
M-T-M	0	0	4	5	0	1	0	1	2	0	25	318.24
Hagatna	0	1	0	0	1	1	0	0	0	0	7	538.05
Agaña Hts	0	0	1	0	0	0	0	0	0	0	6	128.76
Sinajana	1	0	0	0	0	0	0	0	0	0	5	148.19
Chalan Pago- Ordot	0	0	0	2	0	0	0	1	1	0	19	271.23
Asan-Maina	0	0	0	1	0	0	0	0	0	0	3	121.36
Piti	0	0	0	1	0	0	0	0	0	0	1	50.76
Santa Rita	1	0	1	0	0	1	0	1	0	1	10	112.74
Agat	1	1	0	0	0	0	0	0	0	0	14	204.30
Yona	1	0	0	2	0	0	0	0	0	0	16	208.66
Talofofu	0	0	1	0	1	0	0	0	0	0	7	184.11
Inarajan	0	0	0	0	1	0	0	0	0	0	6	151.97
Merizo	0	0	0	1	0	0	0	0	0	1	5	195.47
Umatac	0	1	0	0	0	0	0	0	0	0	4	381.32
Tourist	0	0	0	0	0	0	0	0	0	0	2	
Unknown	0	0	0	0	0	0	0	0	0	0	1	
TOTAL	10	9	19	29	5	5	5	7	10	4	346	188.99

NOTE: Rate = cases per 100,000 population for the specified period.

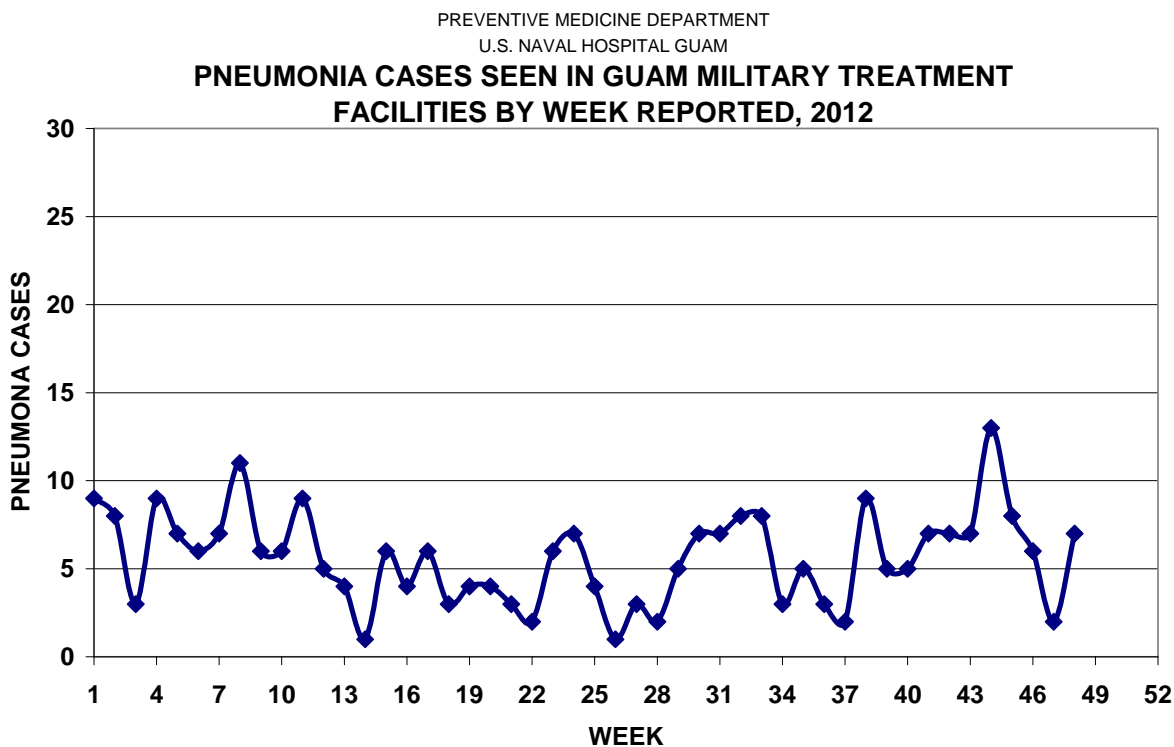
GUAM ANIMAL DISEASE (ZONOSSES) REPORTS
 REPORTS RECEIVED FOR THE WEEK ENDING 12/1/2012

Anaplasmosis – 1 canine, **Babesiosis** – 1 canine

Bureau of Communicable Disease Control
Guam Department of Public Health & Social Services
ISLAND-WIDE COMMUNICABLE DISEASE REPORT
 REPORTS RECEIVED FOR THE WEEK ENDING 12/1/2012

<i>Acinetobacter baumannii</i> MDR	1
<i>Chlamydia trachomatis</i>	13
Conjunctivitis	10
<i>Elizabethkingia meningoseptica</i> MDR	1
Gonorrhea	1
Hepatitis C	1
HSV 2	1
MRSA	10
PRSP	1
RSV	10*
Scabies	1
Scarlet fever	1
Streptococcal sore throat	10
Streptococcal disease, other site	1

* Four of 10 RSV cases were actually reported for week 47.



ANNOUNCEMENT: WHO to change the way it reports H5N1 cases

Henceforward, WHO will publish information on human cases with H5N1 avian influenza infection on a monthly basis on the Influenza webpage:

- [Influenza at human-animal interface - Monthly Risk Assessment Summary](#)