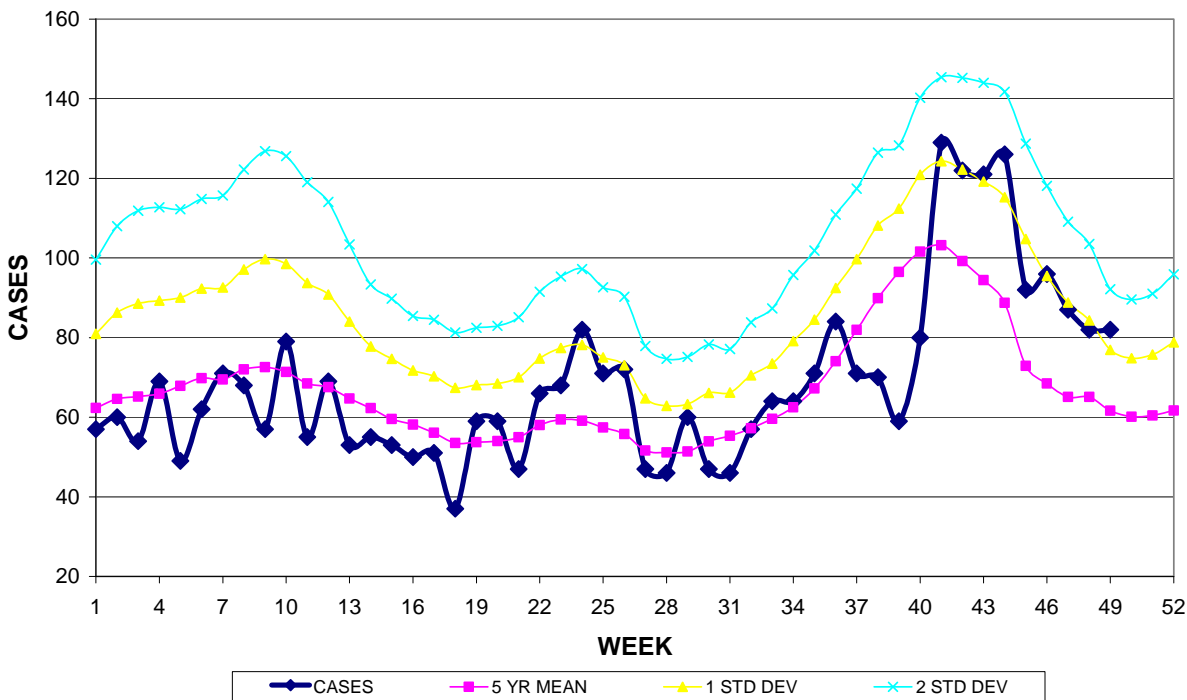


GUAM EPIDEMIOLOGY NEWSLETTER

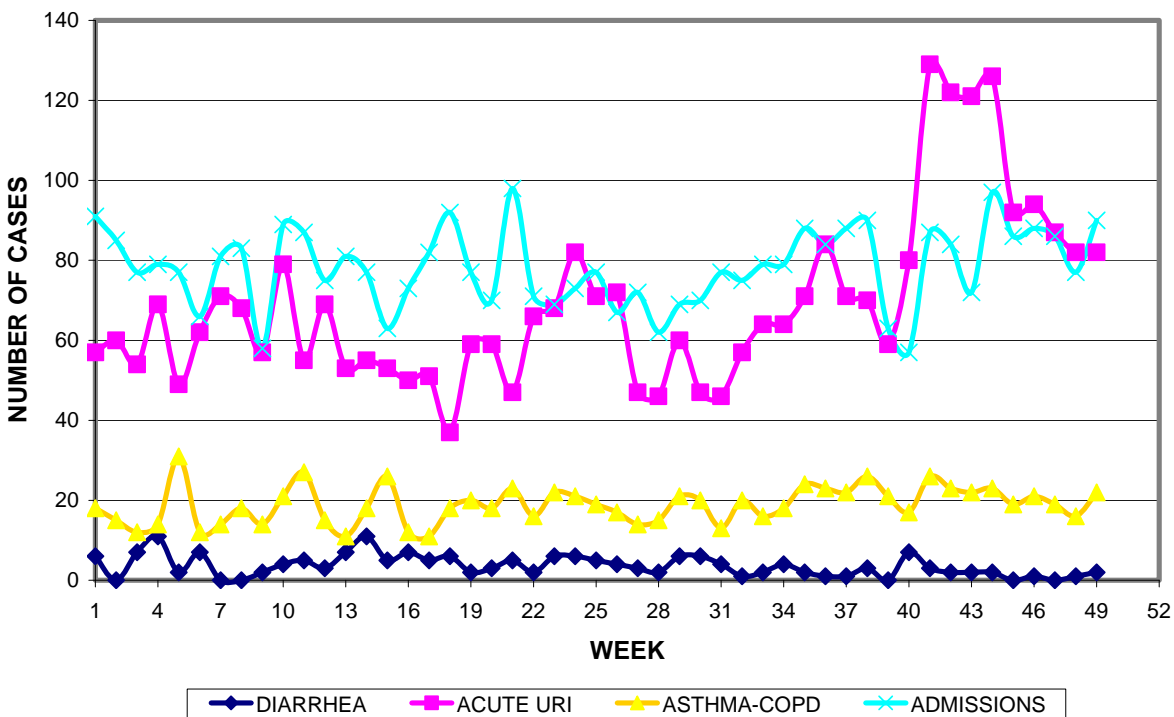
REPORT FOR WEEK ENDING: 12/8/2012 (Reporting week 2012-49)

GUAM REPORTS

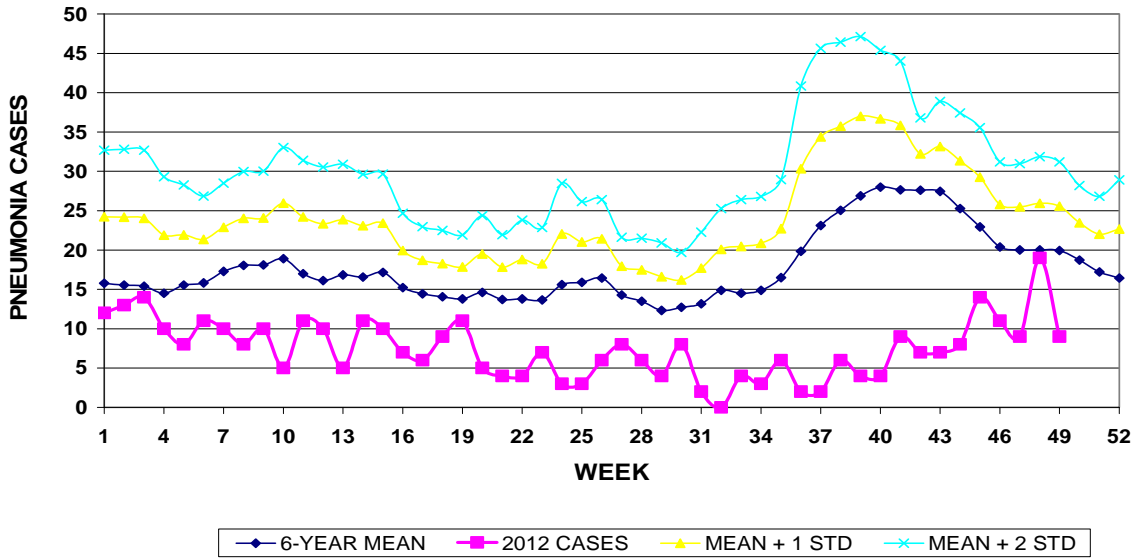
GUAM ACUTE RESPIRATORY INFECTION SURVEILLANCE 2012; GMHA-EMERGENCY DEPARTMENT PATIENTS BY WEEK SEEN



GUAM SYNDROMIC DISEASE SURVEILLANCE GMHA-ED PATIENT DIAGNOSES BY WEEK, 2012



MEDICAL RECORDS AND INFECTION CONTROL DEPARTMENTS
GUAM MEMORIAL HOSPITAL AUTHORITY
HOSPITAL INPATIENT DISCHARGES WITH A DIAGNOSIS OF
PNEUMONIA BY WEEK DISCHARGED, 2012



GUAM SENTINEL PHYSICIAN INFLUENZA SURVEILLANCE
REPORTS OF INFLUENZA OR INFLUENZA-LIKE ILLNESSES
RECEIVED FOR THE WEEK ENDING 12/8/2012

Sporadic – Two cases reported by sentinel physicians
 (ACTIVITY LEVELS: No activity, Sporadic, Local, Regional, Widespread)

Foreign Quarantine & Enteric Diseases Section
 Bureau of Communicable Disease Control
 Guam Department of Public Health & Social Services

H1N1 INFLUENZA SURVEILLANCE, WEEK 49, 2012
NO CASES OF H1N1 REPORTED FOR WEEK 49
Cumulative 2012: 0 civilian & 0 military cases

INFECTION CONTROL DEPARTMENT
 GUAM MEMORIAL HOSPITAL AUTHORITY

HOSPITALIZATIONS FOR INFLUENZA A or B BY AGE
AND MORBIDITY REPORTING WEEK, 2012

	WEEK										
AGE	40	41	42	43	44	45	46	47	48	49	TOTAL
0-4	1					1					7
5-18											1
19-24											1
25-49											1
50-64											2
65+											2
TOTAL	1	0	0	0	0	1	0	0	0	0	11

INFECTION CONTROL DEPARTMENT
 GUAM MEMORIAL HOSPITAL AUTHORITY
**GMHA-EMERGENCY DEPARTMENT CLINICAL DIAGNOSES OF INFLUENZA OR
 FLU-SYNDROME BY WEEK AND PATIENT'S VILLAGE OF RESIDENCE, 2012**
 (Villages listed geographically from northern-most to southern-most)

VILLAGE	WEEK										TOTAL	2012 RATE
	40	41	42	43	44	45	46	47	48	49		
Yigo	0	4	2	1	0	0	0	3	0	1	38	165.00
Dededo	4	4	5	0	1	2	2	2	1	0	90	177.06
Tamuning	1	1	4	0	0	0	1	1	0	2	37	173.69
Barrigada	1	0	2	1	1	2	0	0	1	0	20	195.47
Mangilao	0	3	4	0	0	1	1	1	0	3	32	203.24
M-T-M	0	4	5	0	1	0	1	2	0	2	27	390.57
Hagatna	1	0	0	1	1	0	0	0	0	0	7	538.05
Agaña Hts	0	1	0	0	0	0	0	0	0	0	6	128.76
Sinajana	0	0	0	0	0	0	0	0	0	0	5	148.19
Chalan Pago- Ordot	0	0	2	0	0	0	1	1	0	0	19	271.23
Asan-Maina	0	0	1	0	0	0	0	0	0	0	3	121.36
Piti	0	0	1	0	0	0	0	0	0	0	1	50.76
Santa Rita	0	1	0	0	1	0	1	0	1	1	11	124.01
Agat	1	0	0	0	0	0	0	0	0	0	14	204.30
Yona	0	0	2	0	0	0	0	0	0	0	16	208.66
Talofof	0	1	0	1	0	0	0	0	0	0	7	184.11
Inarajan	0	0	0	1	0	0	0	0	0	0	6	151.97
Merizo	0	0	1	0	0	0	0	0	1	0	5	195.47
Umatac	1	0	0	0	0	0	0	0	0	0	4	381.32
Tourist	0	0	0	0	0	0	0	0	0	0	2	
Unknown	0	0	0	0	0	0	0	0	0	0	1	
TOTAL	9	19	29	5	5	5	7	10	4	9	355	193.90

NOTE: Rate = cases per 100,000 population for the specified period.

GUAM ANIMAL DISEASE (ZONOSSES) REPORTS
 REPORTS RECEIVED FOR THE WEEK ENDING 12/8/2012

Anaplasmosis – 1 canine, **Babesiosis** – 2 canine, **Ehrlichiosis** – 2 canine

Bureau of Communicable Disease Control
Guam Department of Public Health & Social Services
ISLAND-WIDE COMMUNICABLE DISEASE REPORT
 REPORTS RECEIVED FOR THE WEEK ENDING 12/8/2012

<i>Campylobacter</i> sp.	1
Chickenpox	1
<i>Chlamydia trachomatis</i>	8
Conjunctivitis	4
<i>E. coli</i> MDR	2
<i>Giardia lamblia</i>	1
Gonorrhea	1
Hepatitis B	1
Hepatitis C	1
HIV	1
MRSA	19
RSV	7
Tuberculosis	1
Streptococcal sore throat	5
Streptococcal disease, other site	2
VRE	2

PREVENTIVE MEDICINE DEPARTMENT
 U.S. NAVAL HOSPITAL GUAM
**PNEUMONIA CASES SEEN IN GUAM MILITARY TREATMENT
 FACILITIES BY WEEK REPORTED, 2012**

