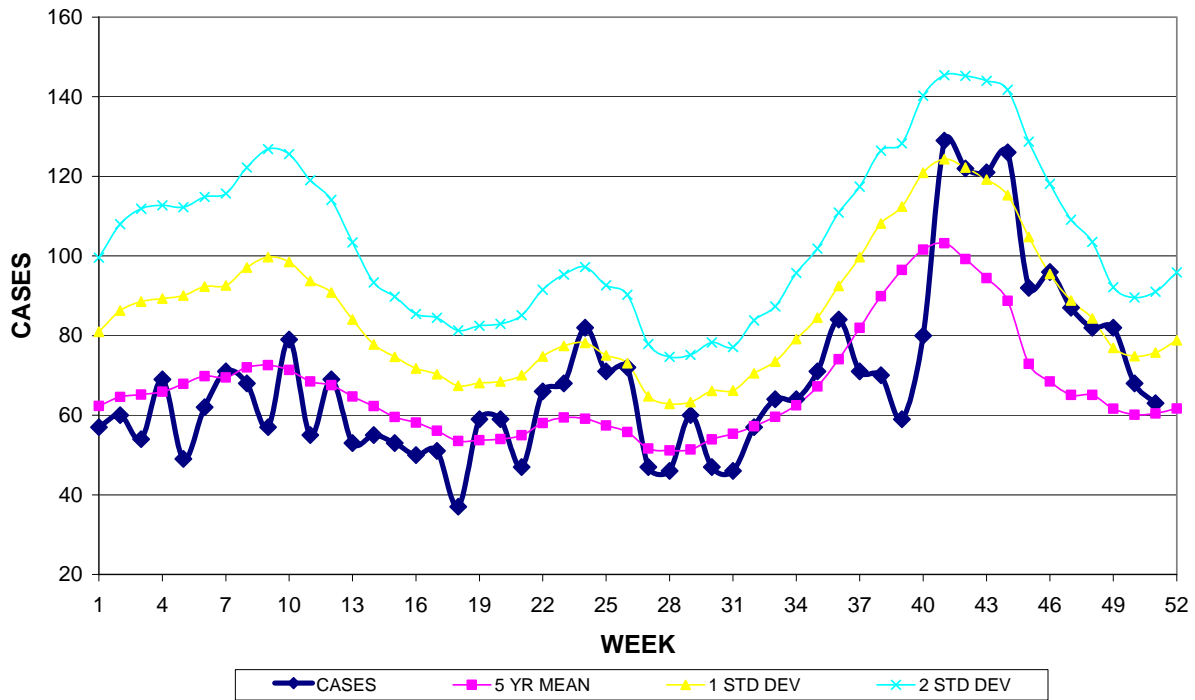


GUAM EPIDEMIOLOGY NEWSLETTER

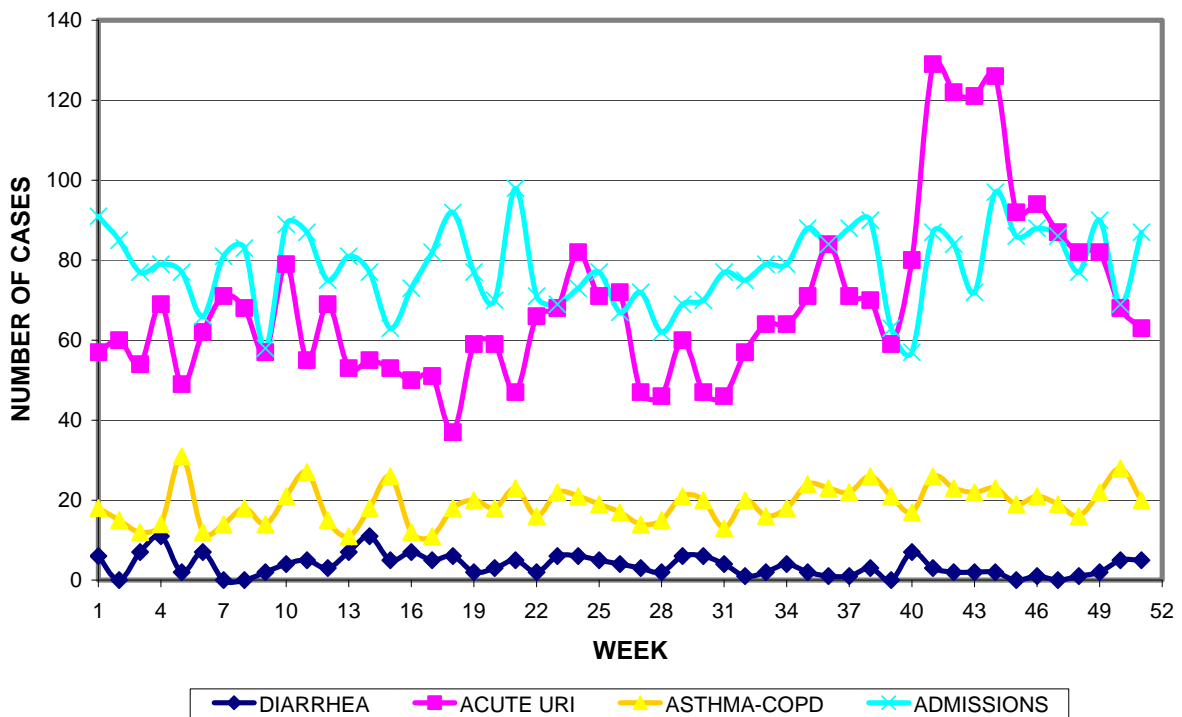
REPORT FOR WEEK ENDING: 12/22/2012 (Reporting week 2012-51)

GUAM REPORTS

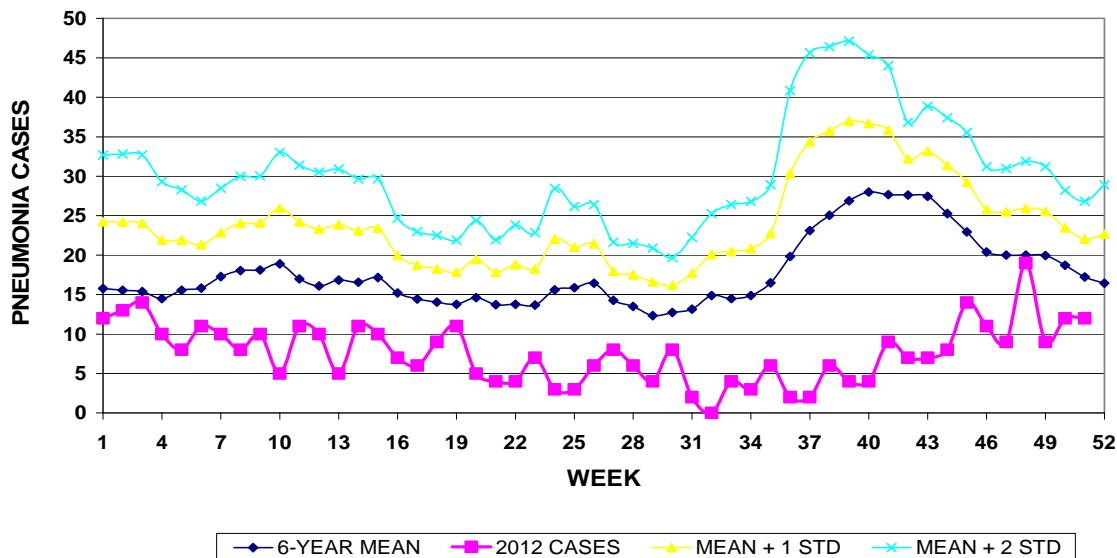
GUAM ACUTE RESPIRATORY INFECTION SURVEILLANCE 2012; GMHA-EMERGENCY DEPARTMENT PATIENTS BY WEEK SEEN



GUAM SYNDROMIC DISEASE SURVEILLANCE GMHA-ED PATIENT DIAGNOSES BY WEEK, 2012



MEDICAL RECORDS AND INFECTION CONTROL DEPARTMENTS
 GUAM MEMORIAL HOSPITAL AUTHORITY
**HOSPITAL INPATIENT DISCHARGES WITH A DIAGNOSIS OF PNEUMONIA
 BY WEEK DISCHARGED, 2012**



GUAM SENTINEL PHYSICIAN INFLUENZA SURVEILLANCE
 REPORTS OF INFLUENZA OR INFLUENZA-LIKE ILLNESSES
 RECEIVED FOR THE WEEK ENDING 12/22/2012
 No activity – No cases reported by sentinel physicians
 (ACTIVITY LEVELS: No activity, Sporadic, Local, Regional, Widespread)

Foreign Quarantine & Enteric Diseases Section
 Bureau of Communicable Disease Control
 Guam Department of Public Health & Social Services
H1N1 INFLUENZA SURVEILLANCE, WEEK 51, 2012
 NO CASES OF H1N1 REPORTED FOR WEEK 51
Cumulative 2012: 0 civilian & 0 military cases

INFECTION CONTROL DEPARTMENT
 GUAM MEMORIAL HOSPITAL AUTHORITY
**HOSPITALIZATIONS FOR INFLUENZA A or B BY AGE
 AND MORBIDITY REPORTING WEEK, 2012**

	WEEK										
AGE	42	43	44	45	46	47	48	49	50	51	TOTAL
0-4				1							7
5-18											1
19-24											
25-49											1
50-64											
65+											2
TOTAL	0	0	0	1	0	0	0	0	0	0	11

INFECTION CONTROL DEPARTMENT
 GUAM MEMORIAL HOSPITAL AUTHORITY
**GMHA-EMERGENCY DEPARTMENT CLINICAL DIAGNOSES OF INFLUENZA OR
 FLU-SYNDROME BY WEEK AND PATIENT'S VILLAGE OF RESIDENCE, 2012**
 (Villages listed geographically from northern-most to southern-most)

VILLAGE	WEEK										TOTAL	2012 RATE
	42	43	44	45	46	47	48	49	50	51		
Yigo	2	1	0	0	0	3	0	1	1	1	40	173.68
Dededo	5	0	1	2	2	2	1	0	0	0	90	177.06
Tamuning	4	0	0	0	1	1	0	2	1	0	38	178.39
Barrigada	2	1	1	2	0	0	1	0	0	0	20	195.47
Mangilao	4	0	0	1	1	1	0	3	0	1	33	209.59
M-T-M	5	0	1	0	1	2	0	2	1	2	30	433.96
Hagatna	0	1	1	0	0	0	0	0	0	1	8	691.78
Agaña Hts	0	0	0	0	0	0	0	0	0	0	6	128.76
Sinajana	0	0	0	0	0	0	0	0	0	0	5	148.19
Chalan Pago-Ordot	2	0	0	0	1	1	0	0	0	2	21	299.79
Asan-Maina	1	0	0	0	0	0	0	0	0	0	3	121.36
Piti	1	0	0	0	0	0	0	0	0	0	1	50.76
Santa Rita	0	0	1	0	1	0	1	1	1	0	12	135.29
Agat	0	0	0	0	0	0	0	0	1	0	15	224.25
Yona	2	0	0	0	0	0	0	0	0	1	19	247.78
Talofofo	0	1	0	0	0	0	0	0	0	0	7	184.11
Inarajan	0	1	0	0	0	0	0	0	0	0	6	151.97
Merizo	1	0	0	0	0	0	1	0	0	0	5	195.47
Umatac	0	0	0	0	0	0	0	0	0	0	4	381.32
Tourist	0	0	0	0	0	0	0	0	0	0	2	
Unknown	0	0	0	0	0	0	0	0	0	1	2	
TOTAL	29	5	5	5	7	10	4	9	5	9	369	201.55

NOTE: Rate = cases per 100,000 population for the specified period.

GUAM ANIMAL DISEASE (ZONOSSES) REPORTS
 REPORTS RECEIVED FOR THE WEEK ENDING 12/15/2012

No reports received

Bureau of Communicable Disease Control
Guam Department of Public Health & Social Services
ISLAND-WIDE COMMUNICABLE DISEASE REPORT
 REPORTS RECEIVED FOR THE WEEK ENDING 12/22/2012

Chryseobacterium sp. MDR	1
<i>Escherichia coli</i> MDR	1
<i>Chlamydia trachomatis</i>	7
Hepatitis B	1
<i>Klebsiella pneumoniae</i> MDR	1
MRSA	2
RSV	3
Streptococcal sore throat	1
Streptococcal disease, other	1
TB-pulmonary	1
VRE	1

PREVENTIVE MEDICINE DEPARTMENT
 U.S. NAVAL HOSPITAL GUAM

**PNEUMONIA CASES SEEN IN GUAM MILITARY TREATMENT
 FACILITIES BY WEEK REPORTED, 2012**

