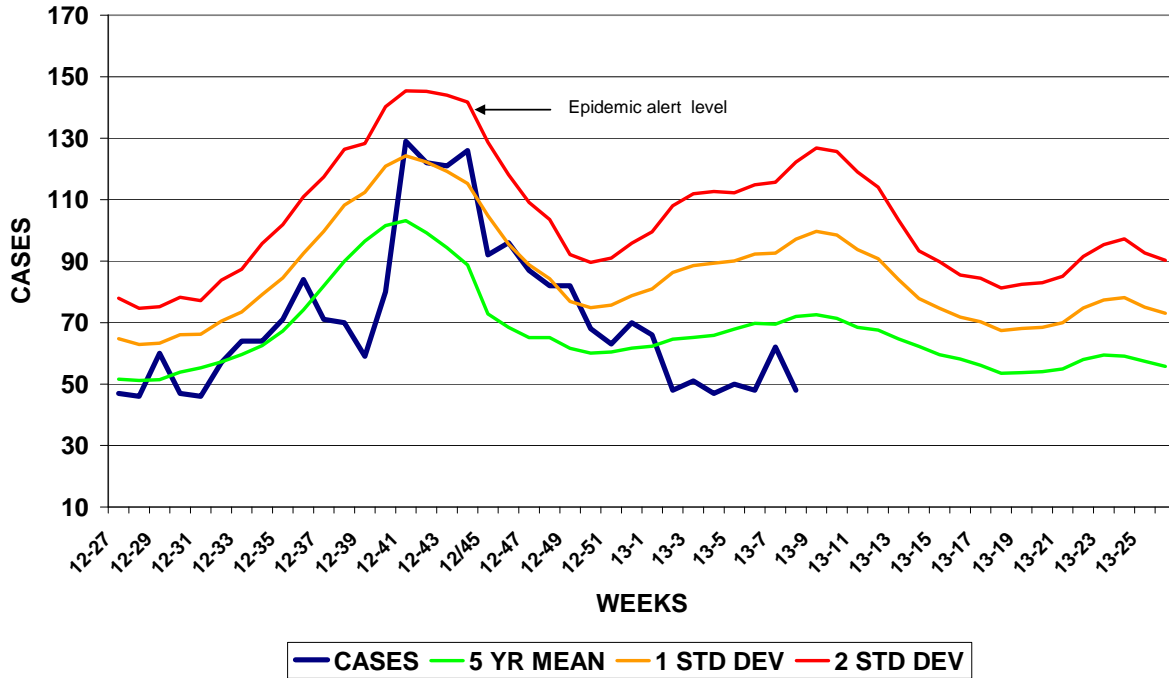


GUAM EPIDEMIOLOGY NEWSLETTER

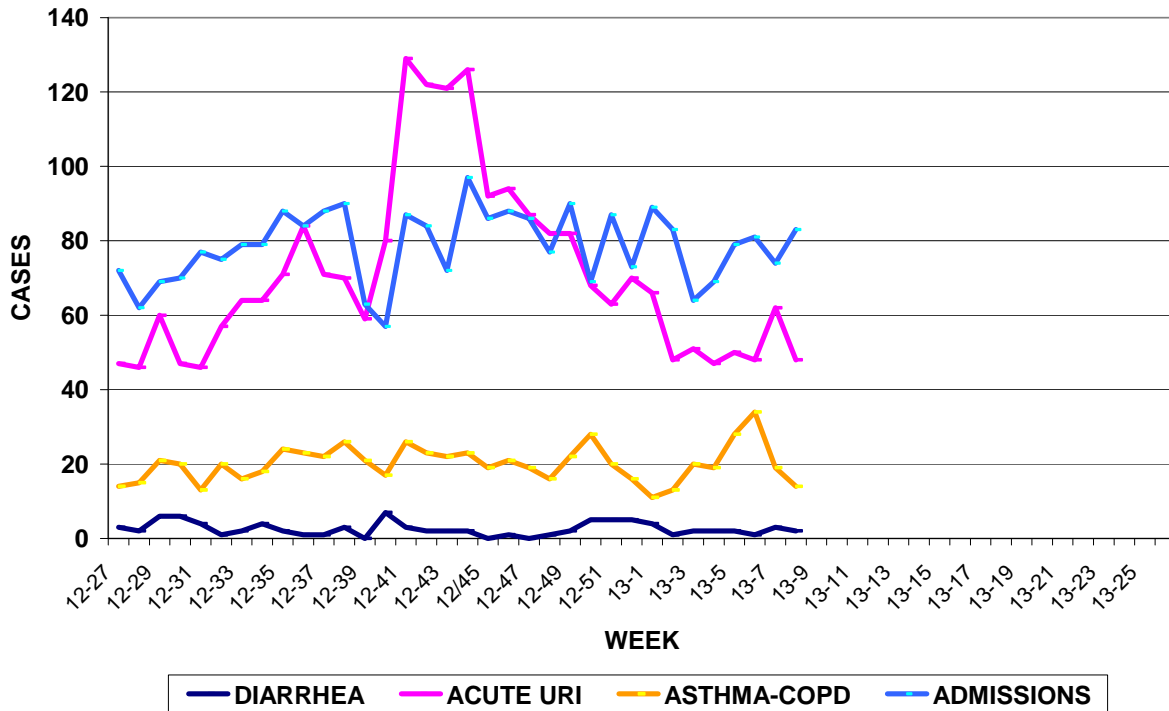
REPORT FOR WEEK ENDING: 2/23/2013 (Reporting week 2013-8)

GUAM REPORTS

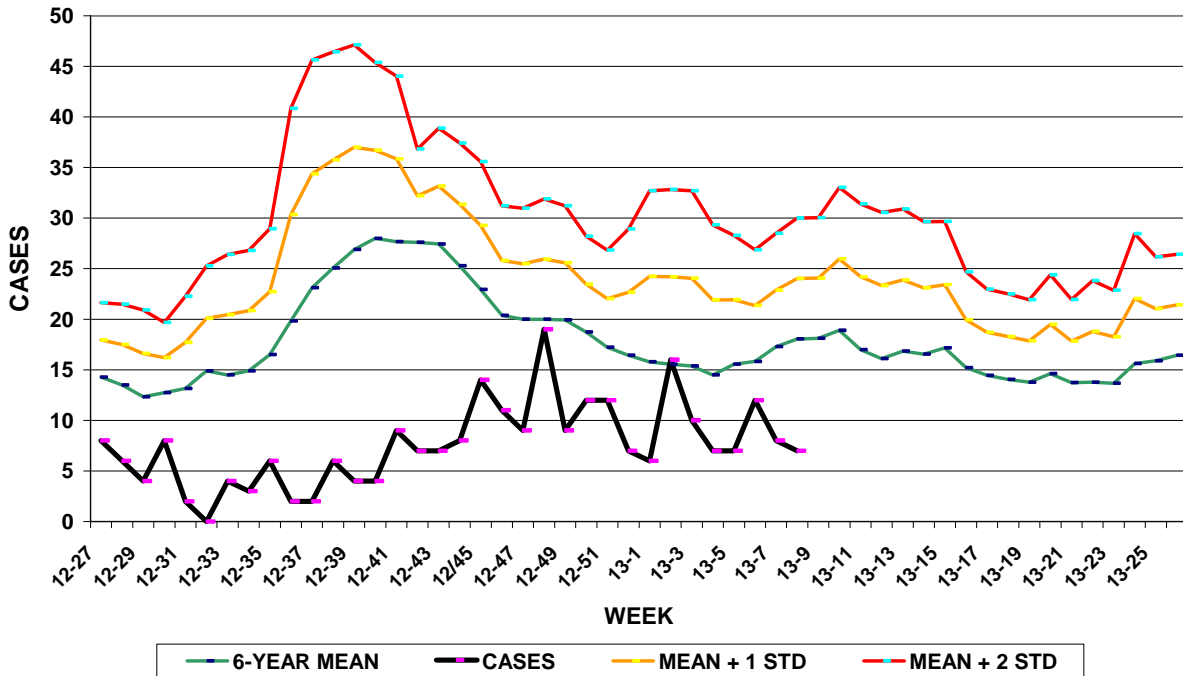
**GUAM ACUTE RESPIRATORY INFECTION SURVEILLANCE 2012-13;
 GMHA-EMERGENCY DEPARTMENT PATIENTS BY WEEK SEEN**



**GUAM SYNDROMIC DISEASE SURVEILLANCE
 GMHA-ED PATIENT DIAGNOSES BY WEEK, 2012-2013**



MEDICAL RECORDS AND INFECTION CONTROL DEPARTMENTS
 GUAM MEMORIAL HOSPITAL AUTHORITY
**HOSPITAL INPATIENT DISCHARGES WITH A DIAGNOSIS OF PNEUMONIA
 BY WEEK DISCHARGED, 2012-2013**



**GUAM SENTINEL PHYSICIAN INFLUENZA SURVEILLANCE
 REPORTS OF INFLUENZA OR INFLUENZA-LIKE ILLNESSES
 RECEIVED FOR THE WEEK ENDING 2/23/2013**

No activity – No cases reported by sentinel physicians
 (ACTIVITY LEVELS: No activity, Sporadic, Local, Regional, Widespread)

Foreign Quarantine & Enteric Diseases Section
 Bureau of Communicable Disease Control
 Guam Department of Public Health & Social Services
H1N1 INFLUENZA SURVEILLANCE, WEEK 8, 2013
NO CASES OF H1N1 REPORTED FOR WEEK 8
Cumulative 2013: 0 civilian & 0 military cases

INFECTION CONTROL DEPARTMENT
 GUAM MEMORIAL HOSPITAL AUTHORITY
**HOSPITALIZATIONS FOR INFLUENZA A or B BY AGE
 AND MORBIDITY REPORTING WEEK, 2013**

	WEEK										
AGE	1	2	3	4	5	6	7	8	9	10	TOTAL
0-4											
5-18											
19-24											
25-49											
50-64											
65+											
TOTAL	0	0	0	0	0	0	0	0	0		

INFECTION CONTROL DEPARTMENT
 GUAM MEMORIAL HOSPITAL AUTHORITY
**GMHA-EMERGENCY DEPARTMENT CLINICAL DIAGNOSES OF INFLUENZA OR
 FLU-SYNDROME BY WEEK AND PATIENT'S VILLAGE OF RESIDENCE, 2013**
 (Villages listed geographically from northern-most to southern-most)

VILLAGE	WEEK										TOTAL	2013 RATE
	1	2	3	4	5	6	7	8	9	10		
Yigo	0	1	1	1	0	1	0	1			5	23.97
Dededo	2	2	1	0	2	2	2	0			11	24.16
Tamuning	0	0	1	0	1	0	2	0			4	19.81
Barrigada	1	0	1	0	0	0	0	1			3	53.55
Mangilao	1	1	2	0	0	1	1	2			8	50.78
M-T-M	0	0	0	0	0	0	0	1			1	14.05
Hagatna	1	0	0	0	0	0	0	0			1	76.86
Agaña Hts	0	0	0	0	0	0	1	0			1	26.54
Sinajana	0	0	0	0	0	0	0	0				0.00
Chalan Pago-Ordot	0	0	0	0	0	0	1	0			1	14.10
Asan-Maina	0	0	0	0	0	0	0	0				0.00
Piti	0	0	0	0	0	0	0	0				0.00
Santa Rita	0	0	0	1	0	1	0	0			2	35.34
Agat	0	0	0	0	0	0	0	0				0.00
Yona	0	1	1	0	1	0	0	0			3	46.30
Talofof	0	0	0	0	0	0	0	0				0.00
Inarajan	0	0	0	0	0	0	0	0				0.00
Merizo	0	0	0	0	0	0	0	0				0.00
Umatac	0	0	0	0	0	0	0	0				0.00
Tourist	1	0	0	0	0	0	0	0			1	
Unknown	0	0	0	0	0	0	0	0				
TOTAL	6	5	7	2	4	5	7	5			41	25.51

NOTE: Rate = cases per 100,000 population for the specified period.

GUAM ANIMAL DISEASE (ZONOSSES) REPORTS
 REPORTS RECEIVED FOR THE WEEK ENDING 2/23/2013

Anaplasmosis – 2 canine, **Babesiosis** - 1 canine, **Ehrlichiosis** – 4 canine

Bureau of Communicable Disease Control
Guam Department of Public Health & Social Services
ISLAND-WIDE COMMUNICABLE DISEASE REPORT
REPORTS RECEIVED FOR THE WEEK ENDING 2/23/2013

<i>Campylobacter</i> sp.	1
Chickempox	2
<i>Chlamydia trachomatis</i>	11
Conjunctivitis	5
<i>E. coli</i> MDR	3
Food poisoning	1
Gonorrhea	1
Hepatitis B	5
HPV	1
HSV 1	2
HSV 2	2
Influenza (untyped)	1
<i>Klebsiella pneumoniae</i> MDR	2
MRSA	10
Scarlet fever	1
Streptococcal sore throat	9
Streptococcal infection, other	2
Tuberculosis	1

PREVENTIVE MEDICINE DEPARTMENT
U.S. NAVAL HOSPITAL GUAM
**PNEUMONIA CASES SEEN IN GUAM MILITARY TREATMENT
FACILITIES BY WEEK REPORTED, 2012-2013**

