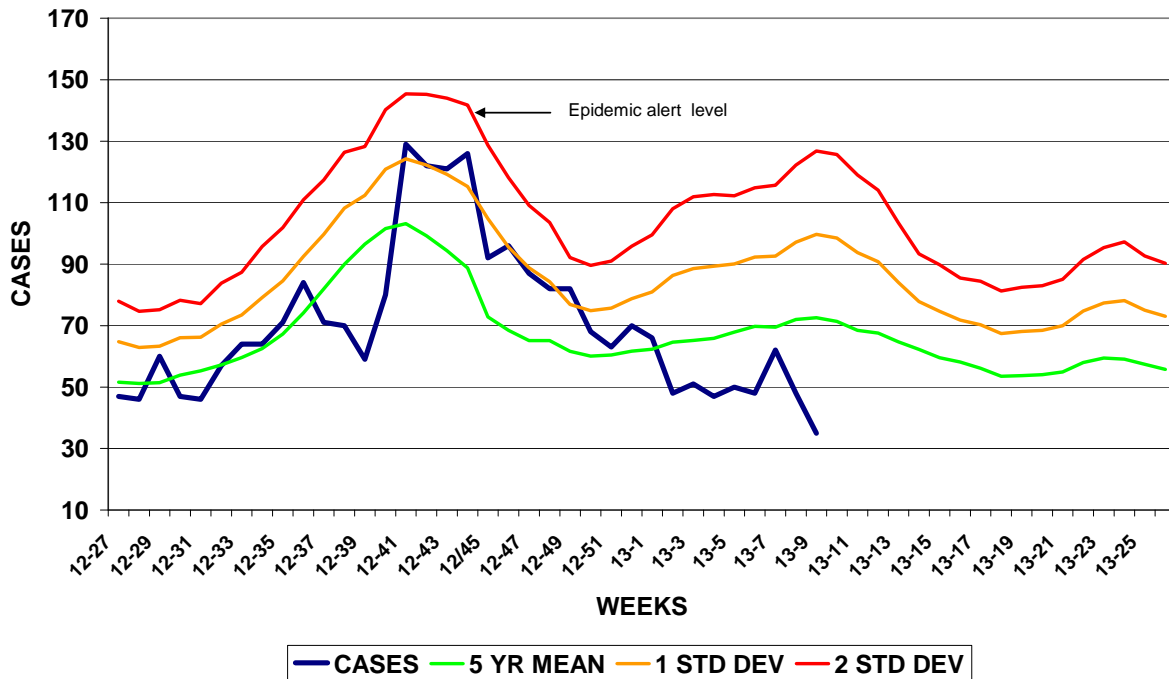


GUAM EPIDEMIOLOGY NEWSLETTER

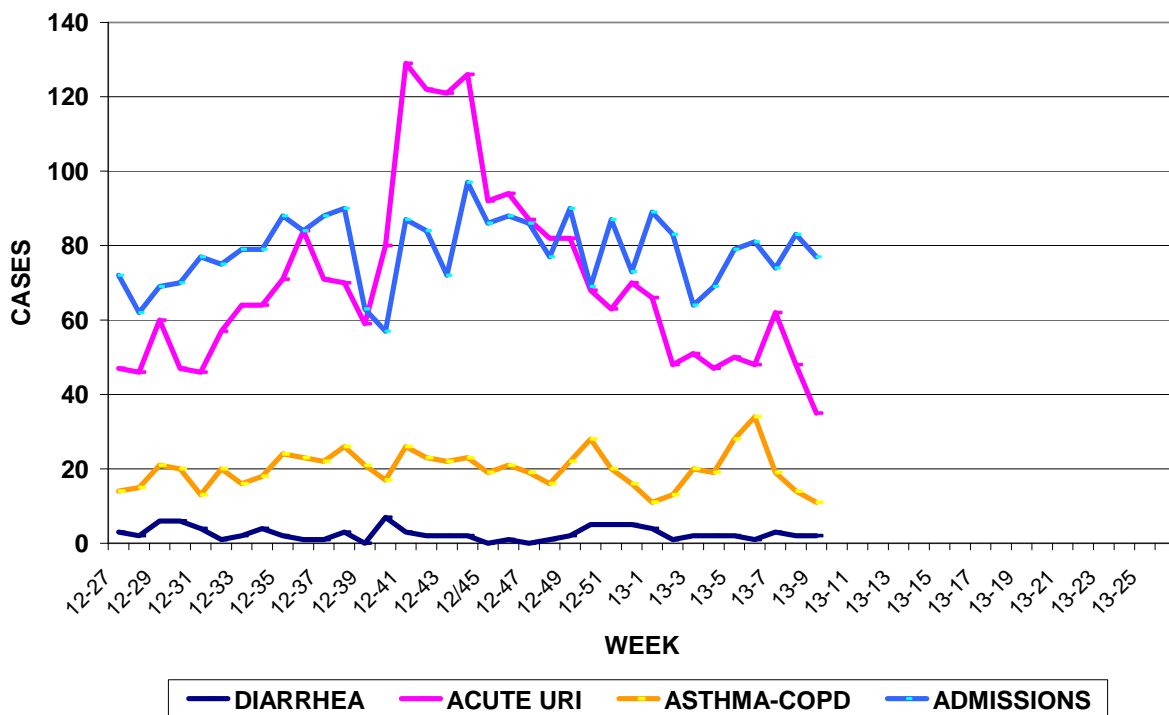
REPORT FOR WEEK ENDING: 3/2/2013 (Reporting week 2013-9)

GUAM REPORTS

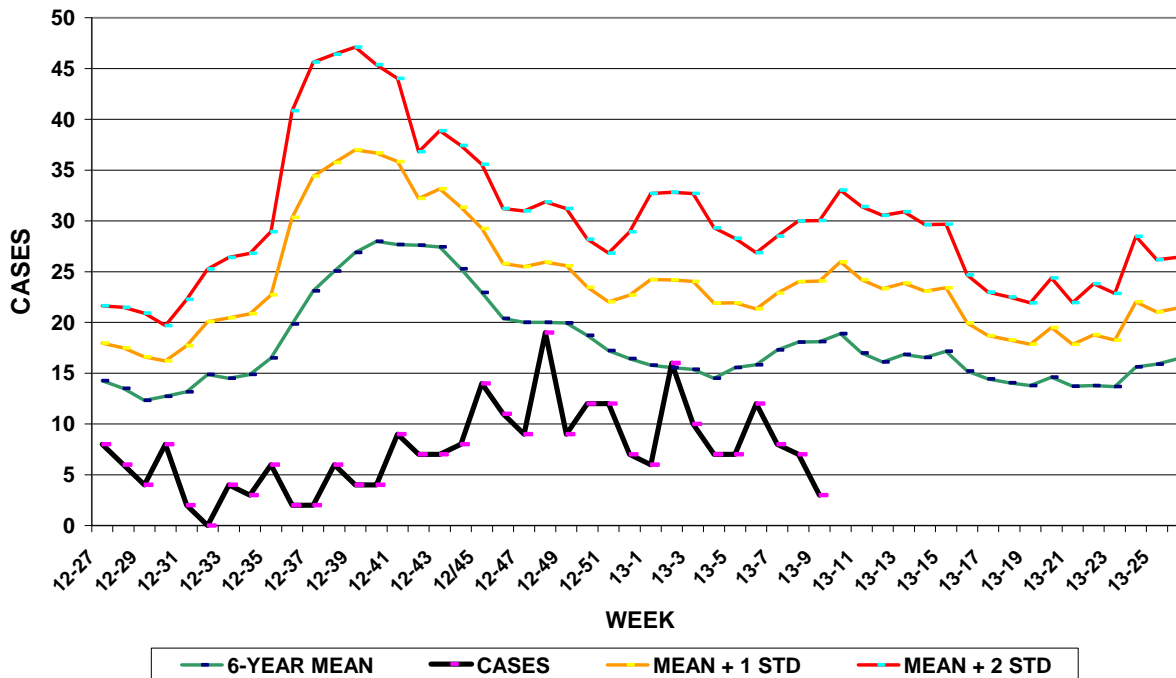
**GUAM ACUTE RESPIRATORY INFECTION SURVEILLANCE 2012-13;
 GMHA-EMERGENCY DEPARTMENT PATIENTS BY WEEK SEEN**



**GUAM SYNDROMIC DISEASE SURVEILLANCE
 GMHA-ED PATIENT DIAGNOSES BY WEEK, 2012-2013**



MEDICAL RECORDS AND INFECTION CONTROL DEPARTMENTS
 GUAM MEMORIAL HOSPITAL AUTHORITY
**HOSPITAL INPATIENT DISCHARGES WITH A DIAGNOSIS OF PNEUMONIA
 BY WEEK DISCHARGED, 2012-2013**



GUAM SENTINEL PHYSICIAN INFLUENZA SURVEILLANCE
 REPORTS OF INFLUENZA OR INFLUENZA-LIKE ILLNESSES
 RECEIVED FOR THE WEEK ENDING 3/2/2013

No activity – No cases reported by sentinel physicians

(ACTIVITY LEVELS: No activity, Sporadic, Local, Regional, Widespread)

Foreign Quarantine & Enteric Diseases Section
 Bureau of Communicable Disease Control

Guam Department of Public Health & Social Services

H1N1 INFLUENZA SURVEILLANCE, WEEK 9, 2013

NO CASES OF H1N1 REPORTED FOR WEEK 9

Cumulative 2013: 0 civilian & 0 military cases

INFECTION CONTROL DEPARTMENT
 GUAM MEMORIAL HOSPITAL AUTHORITY

**HOSPITALIZATIONS FOR INFLUENZA A or B BY AGE
 AND MORBIDITY REPORTING WEEK, 2013**

	WEEK										
AGE	1	2	3	4	5	6	7	8	9	10	TOTAL
0-4											
5-18											
19-24											
25-49											
50-64											
65+											
TOTAL	0	0	0	0	0	0	0	0	0		

INFECTION CONTROL DEPARTMENT
 GUAM MEMORIAL HOSPITAL AUTHORITY
**GMHA-EMERGENCY DEPARTMENT CLINICAL DIAGNOSES OF INFLUENZA OR
 FLU-SYNDROME BY WEEK AND PATIENT'S VILLAGE OF RESIDENCE, 2013**
 (Villages listed geographically from northern-most to southern-most)

VILLAGE	WEEK										TOTAL	2013 RATE
	1	2	3	4	5	6	7	8	9	10		
Yigo	0	1	1	1	0	1	0	1	0		5	23.97
Dededo	2	2	1	0	2	2	2	0	0		11	24.16
Tamuning	0	0	1	0	1	0	2	0	0		4	19.81
Barrigada	1	0	1	0	0	0	0	1	0		3	53.55
Mangilao	1	1	2	0	0	1	1	2	0		8	50.78
M-T-M	0	0	0	0	0	0	0	1	0		1	14.05
Hagatna	1	0	0	0	0	0	0	0	0		1	76.86
Agaña Hts	0	0	0	0	0	0	1	0	0		1	26.54
Sinajana	0	0	0	0	0	0	0	0	0			0.00
Chalan Pago-Ordot	0	0	0	0	0	0	1	0	0		1	14.10
Asan-Maina	0	0	0	0	0	0	0	0	0			0.00
Piti	0	0	0	0	0	0	0	0	0			0.00
Santa Rita	0	0	0	1	0	1	0	0	0		2	35.34
Agat	0	0	0	0	0	0	0	0	0			0.00
Yona	0	1	1	0	1	0	0	0	0		3	46.30
Talofofu	0	0	0	0	0	0	0	0	0			0.00
Inarajan	0	0	0	0	0	0	0	0	0			0.00
Merizo	0	0	0	0	0	0	0	0	0			0.00
Umatac	0	0	0	0	0	0	0	0	0			0.00
Tourist	1	0	0	0	0	0	0	0	0		1	
Unknown	0	0	0	0	0	0	0	0	0			
TOTAL	6	5	7	2	4	5	7	5	0		41	25.51

NOTE: Rate = cases per 100,000 population for the specified period.

GUAM ANIMAL DISEASE (ZONOSSES) REPORTS
 REPORTS RECEIVED FOR THE WEEK ENDING 3/23/2013

None received

Bureau of Communicable Disease Control
Guam Department of Public Health & Social Services
ISLAND-WIDE COMMUNICABLE DISEASE REPORT
 REPORTS RECEIVED FOR THE WEEK ENDING 3/2/2013

<i>Chlamydia trachomatis</i>	29
Conjunctivitis	3
<i>Elizabethkingia meningoseptica</i> MDR	1
Gonorrhea	5
Hepatitis B	1
Hepatitis C	1
Influenza A	1*
<i>Klebsiella pneumoniae</i> MDR	2
MRSA	7
<i>Proteus mirabilis</i> MDR	1
<i>Pseudomonas aeruginosa</i> MDR	1
Scabies	4
Streptococcal sore throat	9

* Japanese tourist, did not require hospitalization

PREVENTIVE MEDICINE DEPARTMENT
 U.S. NAVAL HOSPITAL GUAM
PNEUMONIA CASES SEEN IN GUAM MILITARY TREATMENT FACILITIES BY WEEK REPORTED, 2012-2013

