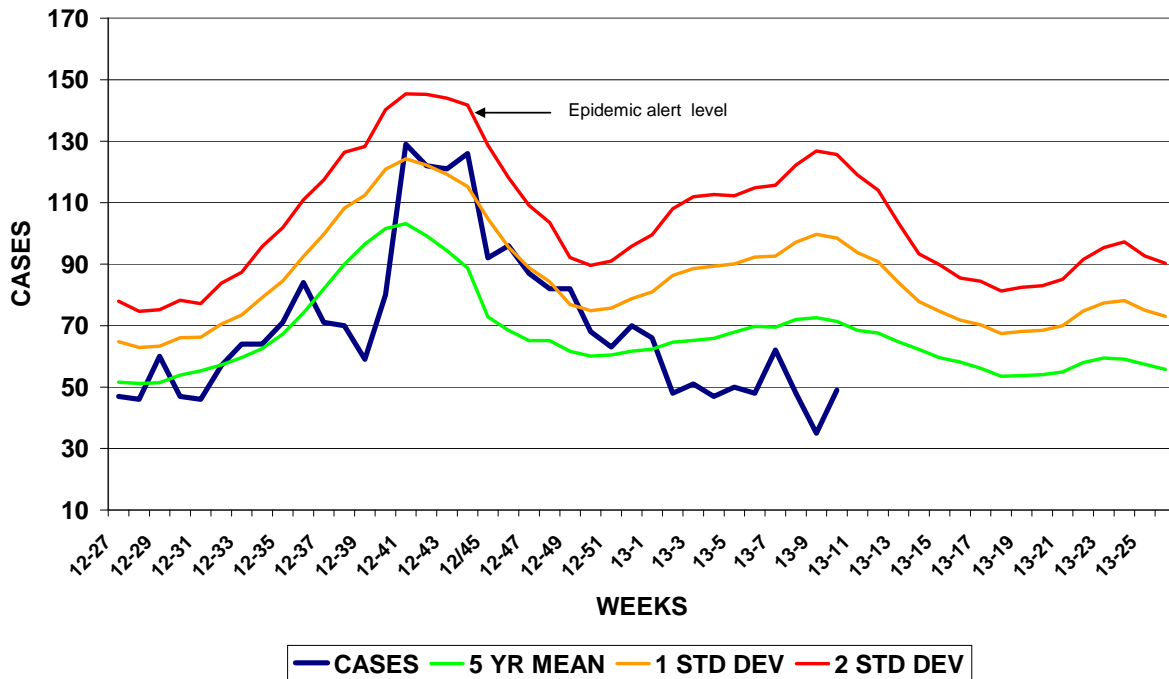


# GUAM EPIDEMIOLOGY NEWSLETTER

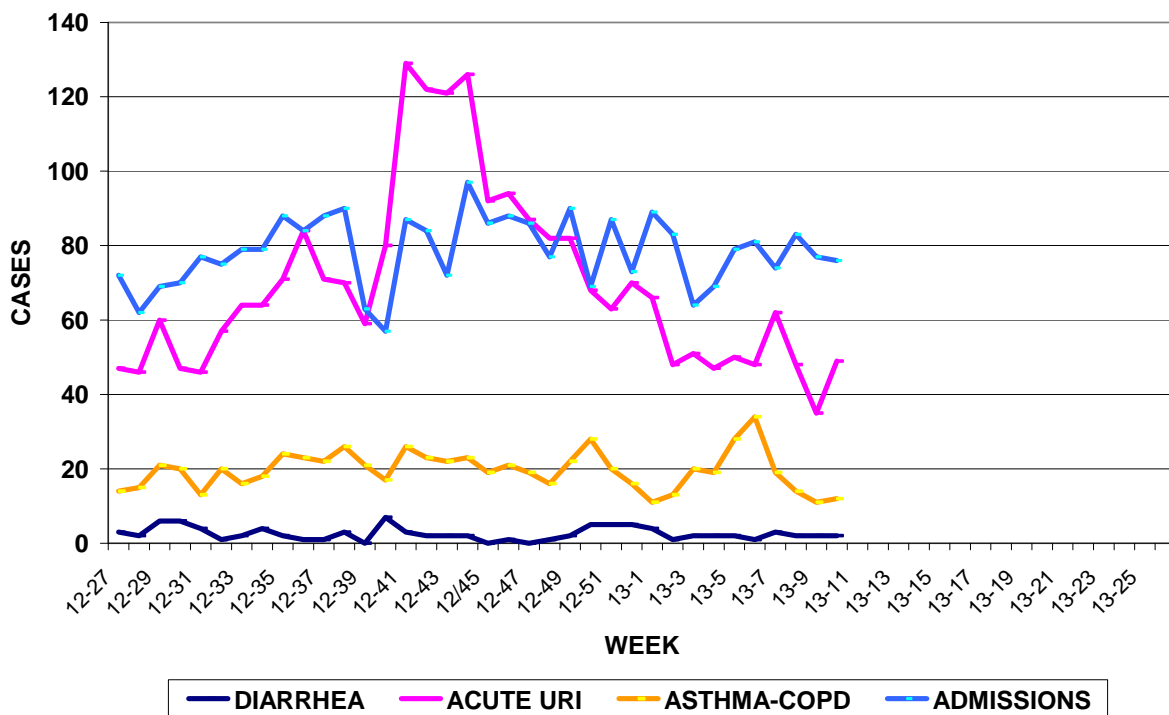
REPORT FOR WEEK ENDING: 3/9/2013 (Reporting week 2013-10)

## GUAM REPORTS

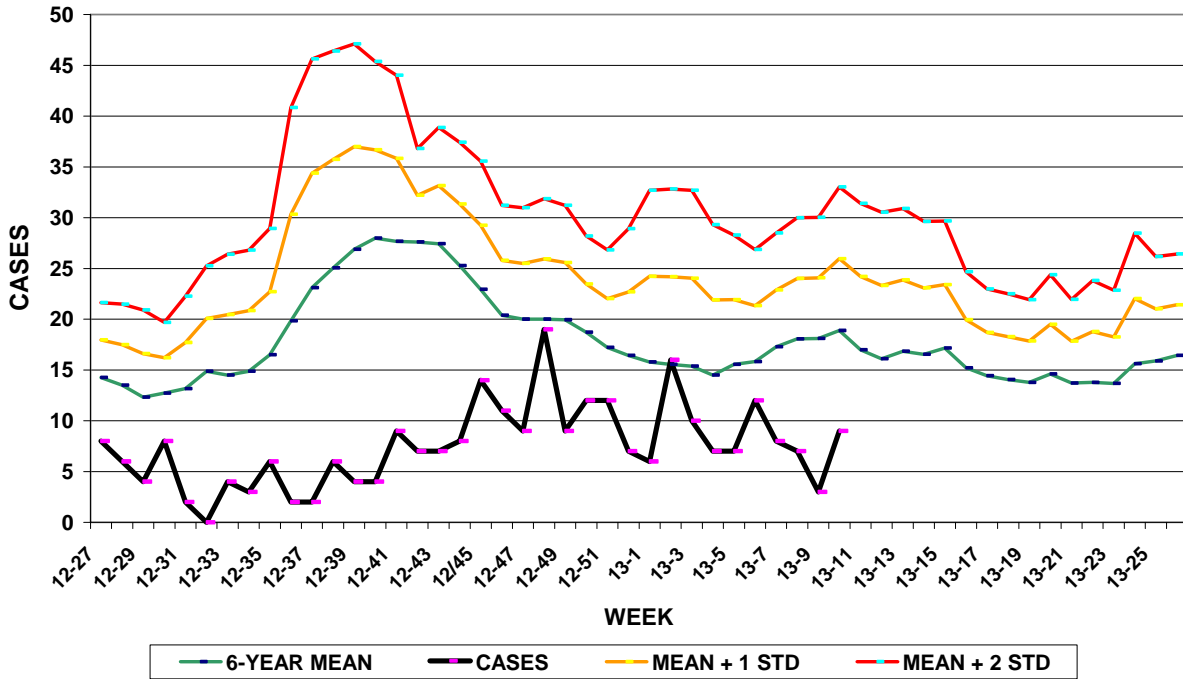
**GUAM ACUTE RESPIRATORY INFECTION SURVEILLANCE 2012-13;  
 GMHA-EMERGENCY DEPARTMENT PATIENTS BY WEEK SEEN**



**GUAM SYNDROMIC DISEASE SURVEILLANCE  
 GMHA-ED PATIENT DIAGNOSES BY WEEK, 2012-2013**



MEDICAL RECORDS AND INFECTION CONTROL DEPARTMENTS  
 GUAM MEMORIAL HOSPITAL AUTHORITY  
**HOSPITAL INPATIENT DISCHARGES WITH A DIAGNOSIS OF PNEUMONIA  
 BY WEEK DISCHARGED, 2012-2013**



**GUAM SENTINEL PHYSICIAN INFLUENZA SURVEILLANCE  
 REPORTS OF INFLUENZA OR INFLUENZA-LIKE ILLNESSES  
 RECEIVED FOR THE WEEK ENDING 3/9/2013**

No activity – No cases reported by sentinel physicians  
 (ACTIVITY LEVELS: No activity, Sporadic, Local, Regional, Widespread)

Foreign Quarantine & Enteric Diseases Section  
 Bureau of Communicable Disease Control  
 Guam Department of Public Health & Social Services  
**H1N1 INFLUENZA SURVEILLANCE, WEEK 10, 2013**  
**NO CASES OF H1N1 REPORTED FOR WEEK 10**  
**Cumulative 2013: 0 civilian & 0 military cases**

INFECTION CONTROL DEPARTMENT  
 GUAM MEMORIAL HOSPITAL AUTHORITY  
**HOSPITALIZATIONS FOR INFLUENZA A or B BY AGE  
 AND MORBIDITY REPORTING WEEK, 2013**

	WEEK										
AGE	1	2	3	4	5	6	7	8	9	10	TOTAL
0-4											
5-18											
19-24											
25-49											
50-64											
65+											
TOTAL	0	0	0	0	0	0	0	0	0	0	

INFECTION CONTROL DEPARTMENT  
 GUAM MEMORIAL HOSPITAL AUTHORITY  
**GMHA-EMERGENCY DEPARTMENT CLINICAL DIAGNOSES OF INFLUENZA OR  
 FLU-SYNDROME BY WEEK AND PATIENT'S VILLAGE OF RESIDENCE, 2013**  
 (Villages listed geographically from northern-most to southern-most)

VILLAGE	WEEK										TOTAL	2013 RATE
	1	2	3	4	5	6	7	8	9	10		
Yigo	0	1	1	1	0	1	0	1	0	1	6	28.76
Dededo	2	2	1	0	2	2	2	0	0	5	16	35.14
Tamuning	0	0	1	0	1	0	2	0	0	0	4	19.81
Barrigada	1	0	1	0	0	0	0	1	0	0	3	53.55
Mangilao	1	1	2	0	0	1	1	2	0	0	8	50.78
M-T-M	0	0	0	0	0	0	0	1	0	1	2	28.09
Hagatna	1	0	0	0	0	0	0	0	0	0	1	76.86
Agaña Hts	0	0	0	0	0	0	1	0	0	0	1	26.54
Sinajana	0	0	0	0	0	0	0	0	0	0		0.00
Chalan Pago-Ordot	0	0	0	0	0	0	1	0	0	0	1	14.10
Asan-Maina	0	0	0	0	0	0	0	0	0	0		0.00
Piti	0	0	0	0	0	0	0	0	0	0		0.00
Santa Rita	0	0	0	1	0	1	0	0	0	0	2	35.34
Agat	0	0	0	0	0	0	0	0	0	1	1	21.30
Yona	0	1	1	0	1	0	0	0	0	0	3	46.30
Talofofu	0	0	0	0	0	0	0	0	0	0		0.00
Inarajan	0	0	0	0	0	0	0	0	0	0		0.00
Merizo	0	0	0	0	0	0	0	0	0	0		0.00
Umatac	0	0	0	0	0	0	0	0	0	0		0.00
Tourist	1	0	0	0	0	0	0	0	0	0	1	
Unknown	0	0	0	0	0	0	0	0	0	0		
<b>TOTAL</b>	<b>6</b>	<b>5</b>	<b>7</b>	<b>2</b>	<b>4</b>	<b>5</b>	<b>7</b>	<b>5</b>	<b>0</b>	<b>8</b>	<b>49</b>	<b>30.49</b>

NOTE: Rate = cases per 100,000 population for the specified period.

**GUAM ANIMAL DISEASE (ZONOSSES) REPORTS**  
 REPORTS RECEIVED FOR THE WEEK ENDING 3/9/2013

None received

Bureau of Communicable Disease Control  
**Guam Department of Public Health & Social Services**  
**ISLAND-WIDE COMMUNICABLE DISEASE REPORT**  
 REPORTS RECEIVED FOR THE WEEK ENDING 3/9/2013

<i>Chlamydia trachomatis</i>	35
Conjunctivitis	18
<i>E. coli</i> MDR	1
Gonorrhea	1
Hepatitis B	3
Hepatitis C	1
HPV	12
HSV 1	1
HSV 2	4
Influenza A	1*
<i>Klebsiella pneumoniae</i> MDR	3
Meningitis, Aseptic	1
MRSA	10
<i>Myroides</i> sp. MDR	2
Parvovirus	1
Scabies	2
Streptococcal sore throat	8
Syphilis	1
<i>Trichomonas vaginalis</i>	3
Tuberculosis	1
VRE	1

\* Chinese (Taiwan) tourist, did not require hospitalization

PREVENTIVE MEDICINE DEPARTMENT  
 U.S. NAVAL HOSPITAL GUAM  
**PNEUMONIA CASES SEEN IN GUAM MILITARY TREATMENT  
 FACILITIES BY WEEK REPORTED, 2012-2013**

