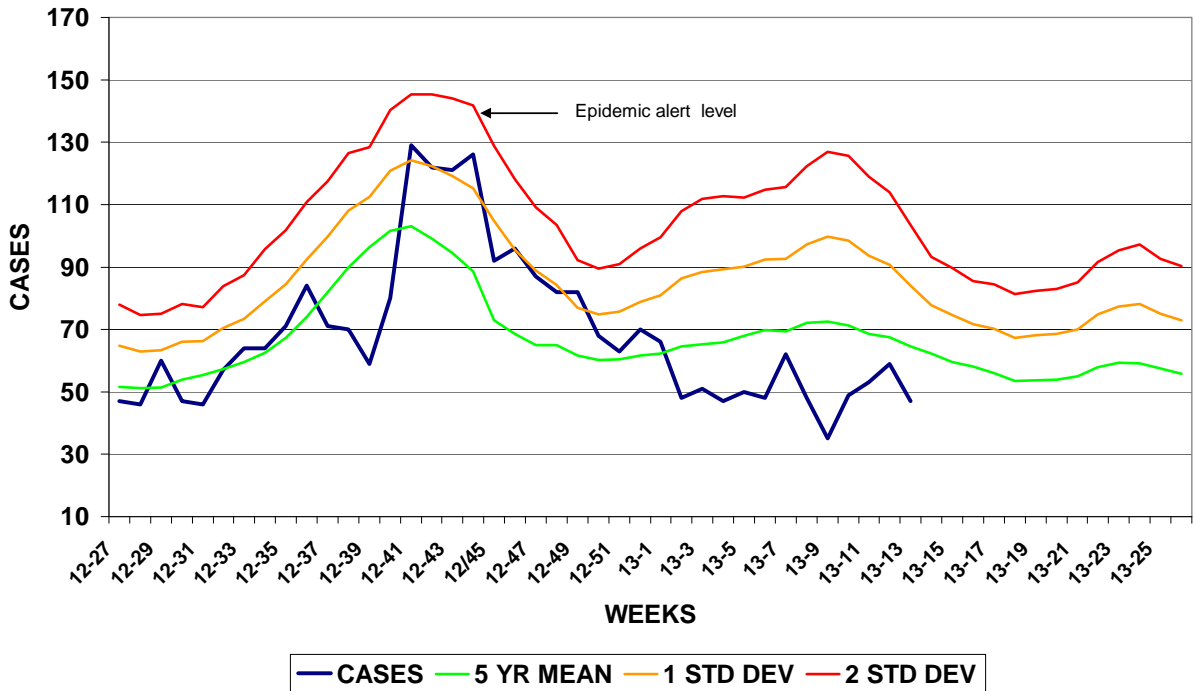


GUAM EPIDEMIOLOGY NEWSLETTER

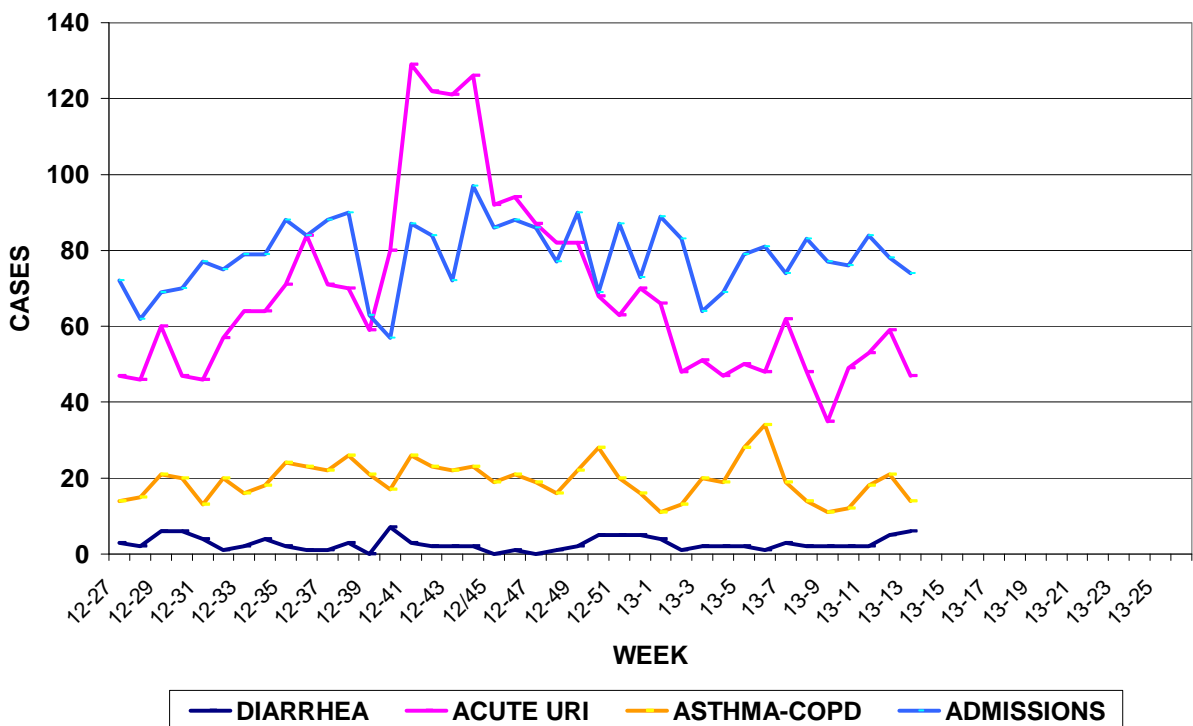
REPORT FOR WEEK ENDING: 3/30/2013 (Reporting week 2013-13)

GUAM REPORTS

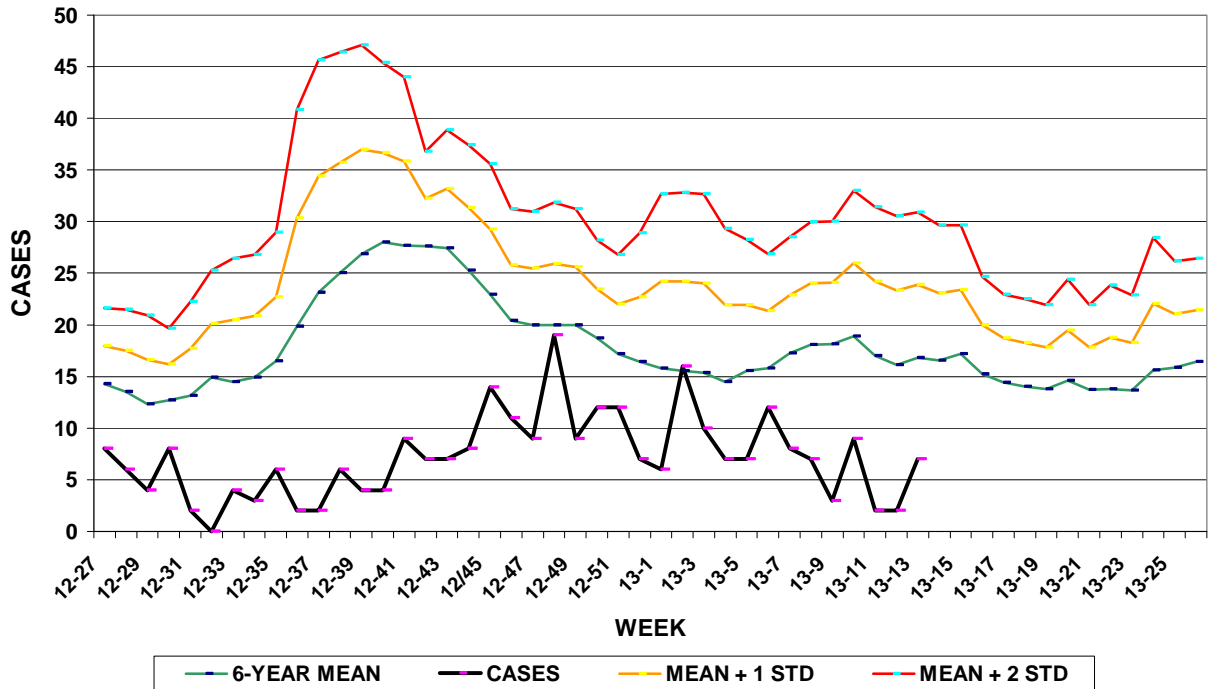
**GUAM ACUTE RESPIRATORY INFECTION SURVEILLANCE 2012-13;
 GMHA-EMERGENCY DEPARTMENT PATIENTS BY WEEK SEEN**



**GUAM SYNDROMIC DISEASE SURVEILLANCE
 GMHA-ED PATIENT DIAGNOSES BY WEEK, 2012-2013**



MEDICAL RECORDS AND INFECTION CONTROL DEPARTMENTS
 GUAM MEMORIAL HOSPITAL AUTHORITY
**HOSPITAL INPATIENT DISCHARGES WITH A DIAGNOSIS OF PNEUMONIA
 BY WEEK DISCHARGED, 2012-2013**



**GUAM SENTINEL PHYSICIAN INFLUENZA SURVEILLANCE
 REPORTS OF INFLUENZA OR INFLUENZA-LIKE ILLNESSES
 RECEIVED FOR THE WEEK ENDING 3/30/2013**

No activity – No cases reported by sentinel physicians

(ACTIVITY LEVELS: No activity, Sporadic, Local, Regional, Widespread)

Foreign Quarantine & Enteric Diseases Section
 Bureau of Communicable Disease Control

Guam Department of Public Health & Social Services

H1N1 INFLUENZA SURVEILLANCE, WEEK 13, 2013

NO CASES OF H1N1 REPORTED FOR WEEK 13

Cumulative 2013: 0 civilian & 0 military cases

INFECTION CONTROL DEPARTMENT
 GUAM MEMORIAL HOSPITAL AUTHORITY

**HOSPITALIZATIONS FOR INFLUENZA A or B BY AGE
 AND MORBIDITY REPORTING WEEK, 2013**

	WEEK										
AGE	4	5	6	7	8	9	10	11	12	13	TOTAL
0-4										1	1
5-18											
19-24											
25-49											
50-64											
65+											
TOTAL	0	0	0	0	0	0	0	0	0	1	1(A)

INFECTION CONTROL DEPARTMENT
 GUAM MEMORIAL HOSPITAL AUTHORITY
**GMHA-EMERGENCY DEPARTMENT CLINICAL DIAGNOSES OF INFLUENZA OR
 FLU-SYNDROME BY WEEK AND PATIENT'S VILLAGE OF RESIDENCE, 2013**
 (Villages listed geographically from northern-most to southern-most)

VILLAGE	WEEK										TOTAL	2013 RATE
	4	5	6	7	8	9	10	11	12	13		
Yigo	1	0	1	0	1	0	1	1	1	0	8	38.35
Dededo	0	2	2	2	0	0	5	1	3	2	22	48.32
Tamuning	0	1	0	2	0	0	0	0	1	2	7	34.68
Barrigada	0	0	0	0	1	0	0	0	0	0	3	53.55
Mangilao	0	0	1	1	2	0	0	1	0	0	9	57.13
M-T-M	0	0	0	0	1	0	1	0	1	1	4	56.19
Hagatna	0	0	0	0	0	0	0	1	0	0	2	76.86
Agaña Hts	0	0	0	1	0	0	0	1	0	0	2	53.08
Sinajana	0	0	0	0	0	0	0	1	0	0	1	39.78
Chalan Pago- Ordot	0	0	0	1	0	0	0	0	0	0	1	14.10
Asan-Maina	0	0	0	0	0	0	0	0	0	0	0	0.00
Piti	0	0	0	0	0	0	0	0	0	0	0	0.00
Santa Rita	1	0	1	0	0	0	0	0	0	0	2	35.34
Agat	0	0	0	0	0	0	1	0	0	0	1	21.30
Yona	0	1	0	0	0	0	0	0	0	2	5	77.17
Talofofu	0	0	0	0	0	0	0	0	1	0	1	33.32
Inarajan	0	0	0	0	0	0	0	0	0	0	0	0.00
Merizo	0	0	0	0	0	0	0	0	0	0	0	0.00
Umatac	0	0	0	0	0	0	0	0	0	0	0	0.00
Tourist	0	0	0	0	0	0	0	0	0	0	1	
Unknown	0	0	0	0	0	0	0	0	0	0	0	
TOTAL	2	4	5	7	5	0	8	6	7	7	69	42.93

NOTE: Rate = cases per 100,000 population for the specified period.

GUAM ANIMAL DISEASE (ZONOSSES) REPORTS
 REPORTS RECEIVED FOR THE WEEK ENDING 3/30/2013

None reported

Bureau of Communicable Disease Control
Guam Department of Public Health & Social Services
ISLAND-WIDE COMMUNICABLE DISEASE REPORT
 REPORTS RECEIVED FOR THE WEEK ENDING 3/30/2013

<i>Chlamydia trachomatis</i>	15	
<i>Chryseobacterium</i> MDR		1
<i>Clostridium difficile</i>	1	
<i>E. coli</i> MDR	3	
Gonorrhea	3	
Hepatitis B	5	
Hepatitis C	3	
HSV 1	1	
Influenza	3*	
<i>Klebsiella pneumoniae</i> MDR	3	
MRSA	11	
<i>Pseudomonas aruginosa</i> MDR	1	
Streptococcal sore throat	11	
Streptococcal disease, other	3	
Tuberculosis	1	

* 1 case Influenza B in a Japanese tourist

PREVENTIVE MEDICINE DEPARTMENT
 U.S. NAVAL HOSPITAL GUAM
**PNEUMONIA CASES SEEN IN GUAM MILITARY TREATMENT
 FACILITIES BY WEEK REPORTED, 2012-2013**

