

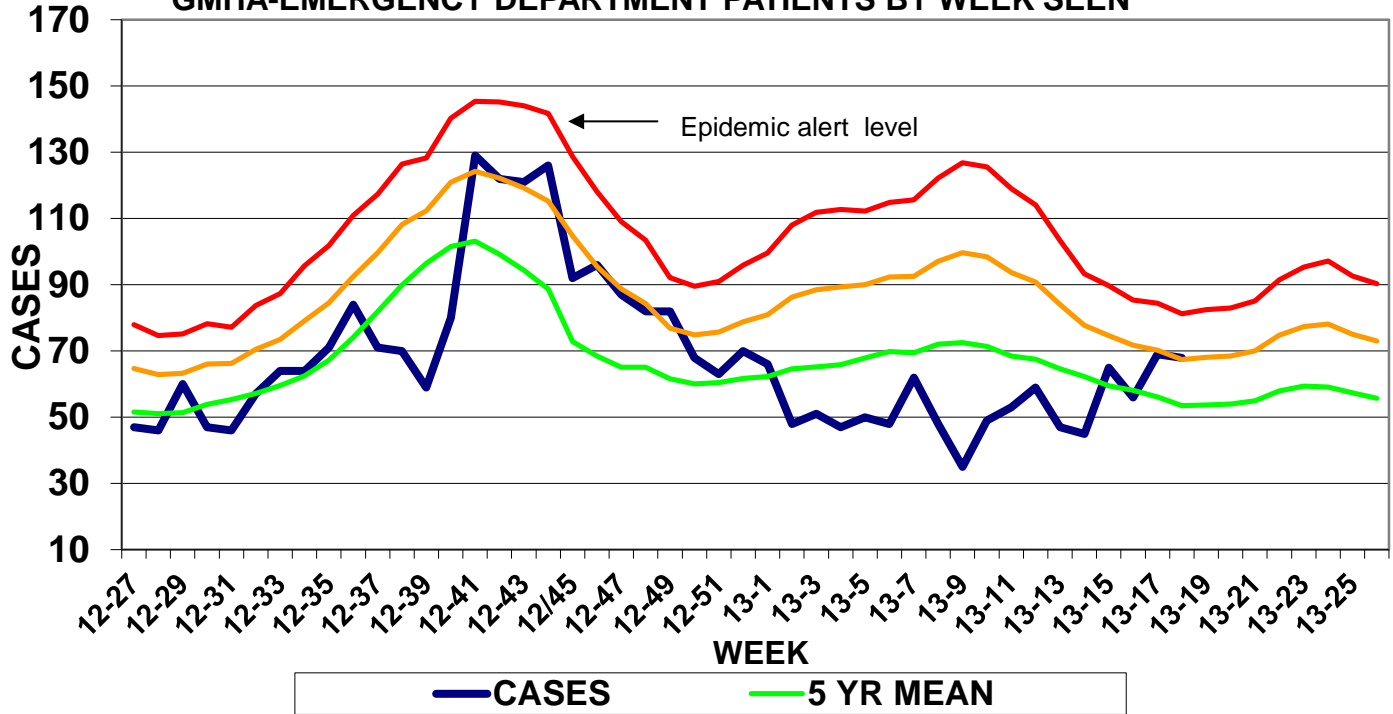
GUAM EPIDEMIOLOGY NEWSLETTER

REPORT FOR WEEK ENDING: 5/4/2013 (Reporting week 2013-18)

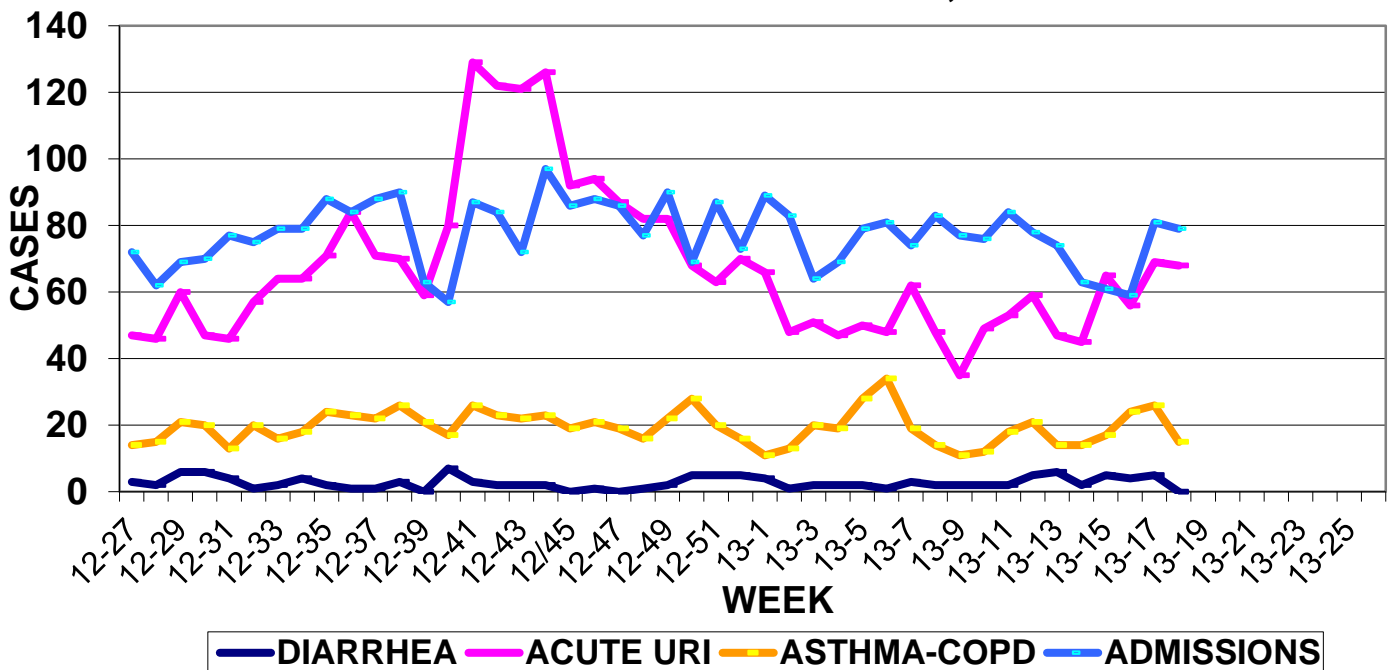
GUAM REPORTS

**GUAM ACUTE RESPIRATORY INFECTION
 SURVEILLANCE 2012-13;**

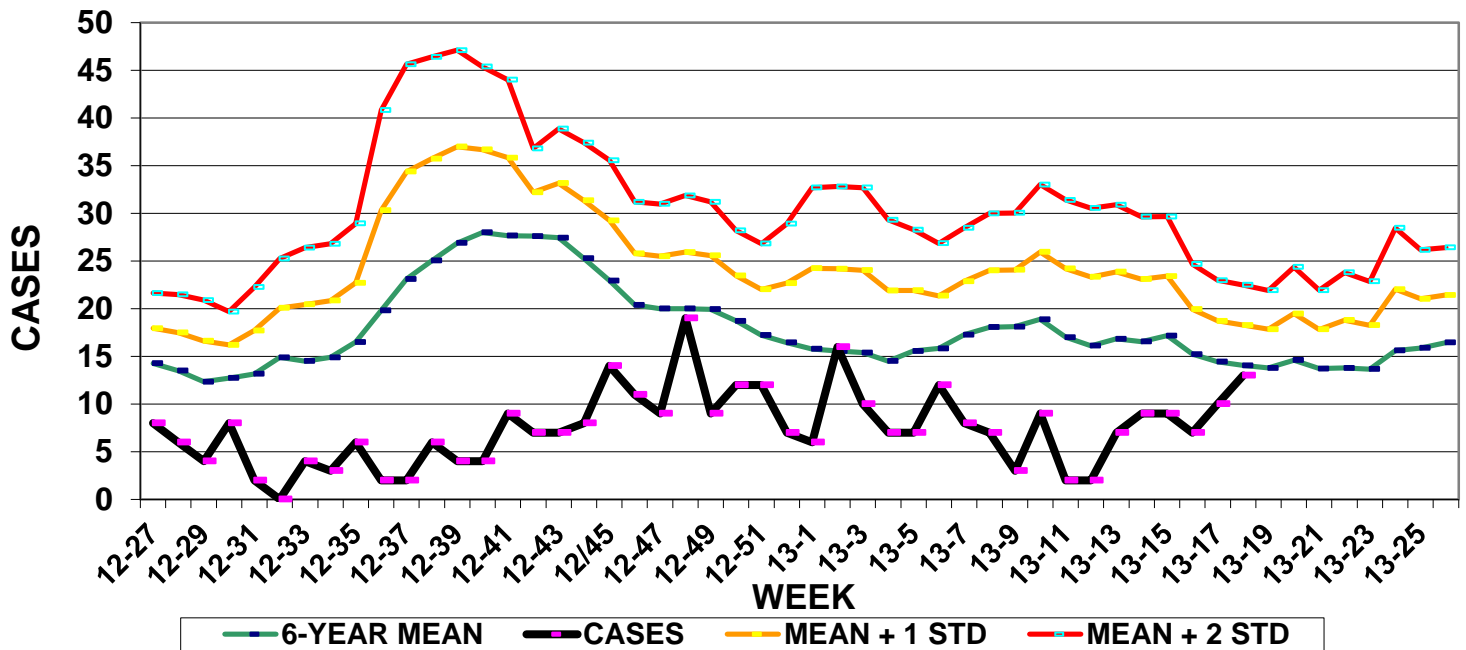
GMHA-EMERGENCY DEPARTMENT PATIENTS BY WEEK SEEN



**GUAM SYNDROMIC DISEASE SURVEILLANCE
 GMHA-ED PATIENT DIAGNOSES BY WEEK, 2012-2013**



MEDICAL RECORDS AND INFECTION CONTROL DEPARTMENTS
 GUAM MEMORIAL HOSPITAL AUTHORITY
**HOSPITAL INPATIENT DISCHARGES WITH A DIAGNOSIS OF PNEUMONIA
 BY WEEK DISCHARGED, 2012-2013**



**GUAM SENTINEL PHYSICIAN INFLUENZA SURVEILLANCE
 REPORTS OF INFLUENZA OR INFLUENZA-LIKE ILLNESSES
 RECEIVED FOR THE WEEK ENDING 5/4/2013**

Sporadic – No cases reported by sentinel physicians

(ACTIVITY LEVELS: No activity, Sporadic, Local, Regional, Widespread)

Foreign Quarantine & Enteric Diseases Section
 Bureau of Communicable Disease Control

Guam Department of Public Health & Social Services

H1N1 INFLUENZA SURVEILLANCE, WEEK 18, 2013

NO CASES OF H1N1 REPORTED FOR WEEK 18

Cumulative 2013: 0 civilian & 0 military cases

INFECTION CONTROL DEPARTMENT
 GUAM MEMORIAL HOSPITAL AUTHORITY

**HOSPITALIZATIONS FOR INFLUENZA A or B BY AGE
 AND MORBIDITY REPORTING WEEK**

AGE	9	10	11	12	13	14	15	16	17	18	TOTAL
0-4					1			1			2
5-18											
19-24											
25-49											
50-64											
65+											
TOTAL	0	0	0	0	1	0	0	1	0	0	2(A)

INFECTION CONTROL DEPARTMENT
 GUAM MEMORIAL HOSPITAL AUTHORITY
**GMHA-EMERGENCY DEPARTMENT CLINICAL DIAGNOSES OF INFLUENZA OR FLU-
 SYNDROME BY WEEK AND PATIENT'S VILLAGE OF RESIDENCE, 2013**
 (Villages listed geographically from northern-most to southern-most)

VILLAGE	WEEK										TOTAL	2013 RATE
	9	10	11	12	13	14	15	16	17	18		
Yigo	0	1	1	1	0	0	0	0	0	1	9	43.15
Dededo	0	5	1	3	2	0	5	2	1	2	32	70.28
Tamuning	0	0	0	1	2	0	1	0	0	0	8	39.63
Barrigada	0	0	0	0	0	0	0	1	0	0	4	44.73
Mangilao	0	0	1	0	0	1	0	0	0	0	10	63.48
M-T-M	0	1	0	1	1	0	1	1	0	0	6	84.28
Hagatna	0	0	1	0	0	0	0	0	0	0	2	76.86
Agaña Hts	0	0	1	0	0	0	0	0	0	0	2	53.08
Sinajana	0	0	1	0	0	1	0	0	0	0	2	79.55
Chalan Pago- Ordot	0	0	0	0	0	0	0	0	0	0	1	14.10
Asan-Maina	0	0	0	0	0	0	0	0	0	0	0	0.00
Piti	0	0	0	0	0	0	0	0	0	0	0	0.00
Santa Rita	0	0	0	0	0	0	0	0	0	0	2	35.34
Agat	0	1	0	0	0	0	0	0	2	0	3	63.90
Yona	0	0	0	0	2	0	0	0	0	0	5	77.17
Talofofo	0	0	0	1	0	0	0	0	0	0	1	33.32
Inarajan	0	0	0	0	0	0	0	0	0	0	0	0.00
Merizo	0	0	0	0	0	0	0	0	0	0	0	0.00
Umatac	0	0	0	0	0	0	0	0	0	0	0	0.00
Tourist	0	0	0	0	0	0	0	0	0	0	1	
Unknown	0	0	0	0	0	0	0	0	0	0	0	
TOTAL	0	8	6	7	7	2	7	4	3	3	88	54.75

NOTE: Rate = cases per 100,000 population for the specified period.

GUAM ANIMAL DISEASE (ZONOSSES) REPORTS
 REPORTS RECEIVED FOR THE WEEK ENDING 5/4/2013

Anaplasmosis – 4 canine, Ehrlichiosis –1 canine

Bureau of Communicable Disease Control
Guam Department of Public Health & Social Services
ISLAND-WIDE COMMUNICABLE DISEASE REPORT
REPORTS RECEIVED FOR THE WEEK ENDING 5/4/2013

Chickenpox	2
<i>Chlamydia trachomatis</i>	11
Conjunctivitis	8
<i>E. coli</i> MDR	1
Gonorrhea	1
Hepatitis C	2
Hepatitis, type unspecified	1
HSV 2	2
HPV	10
Influenza – not typed	4
Influenza B	1
MRSA	20
<i>Proteus mirabilis</i> MDR	1
Salmonellosis	1
Scabies	1
Scarlet fever	2
Streptococcal sore throat	13
Streptococcal disease, other	3
VRE	1

PREVENTIVE MEDICINE DEPARTMENT
 U.S. NAVAL HOSPITAL GUAM
PNEUMONIA CASES SEEN IN GUAM MILITARY TREATMENT FACILITIES
BY WEEK REPORTED, 2012-2013

