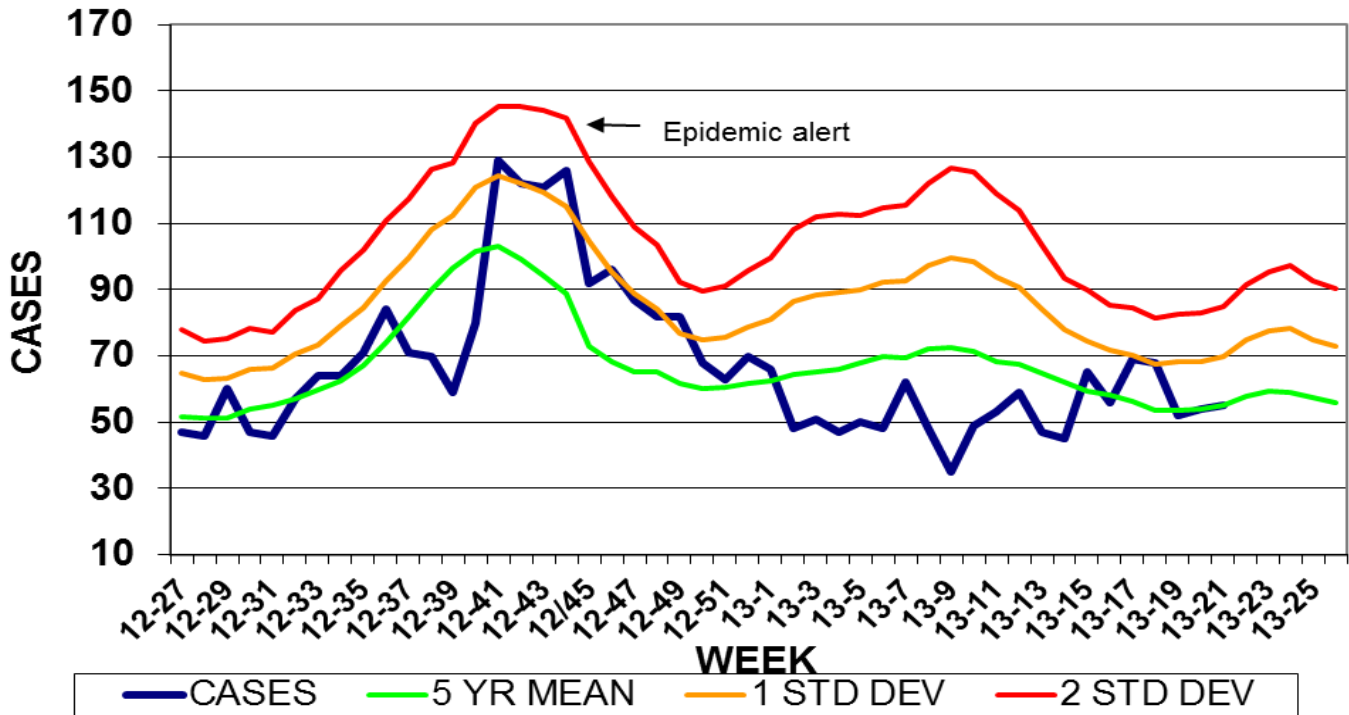


GUAM EPIDEMIOLOGY NEWSLETTER

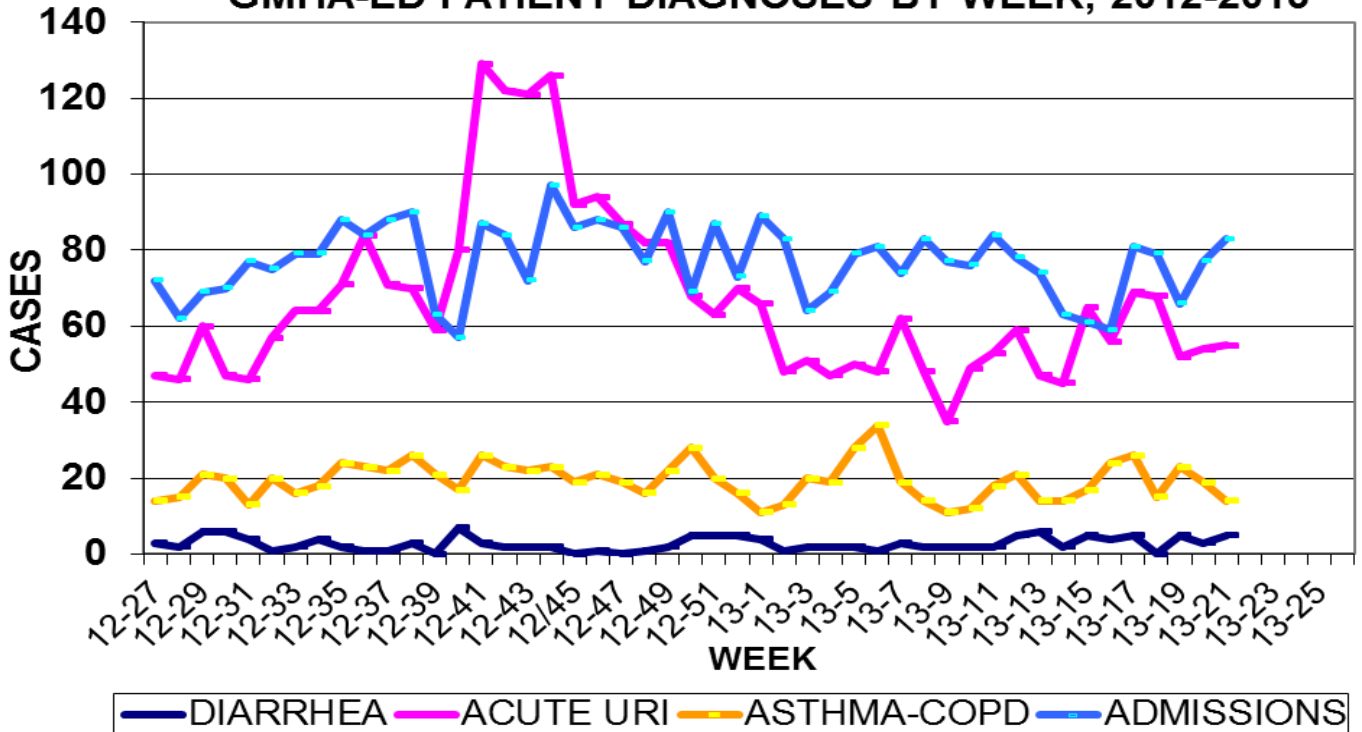
REPORT FOR WEEK ENDING: 5/25/2013 (Reporting week 2013-21)

GUAM REPORTS

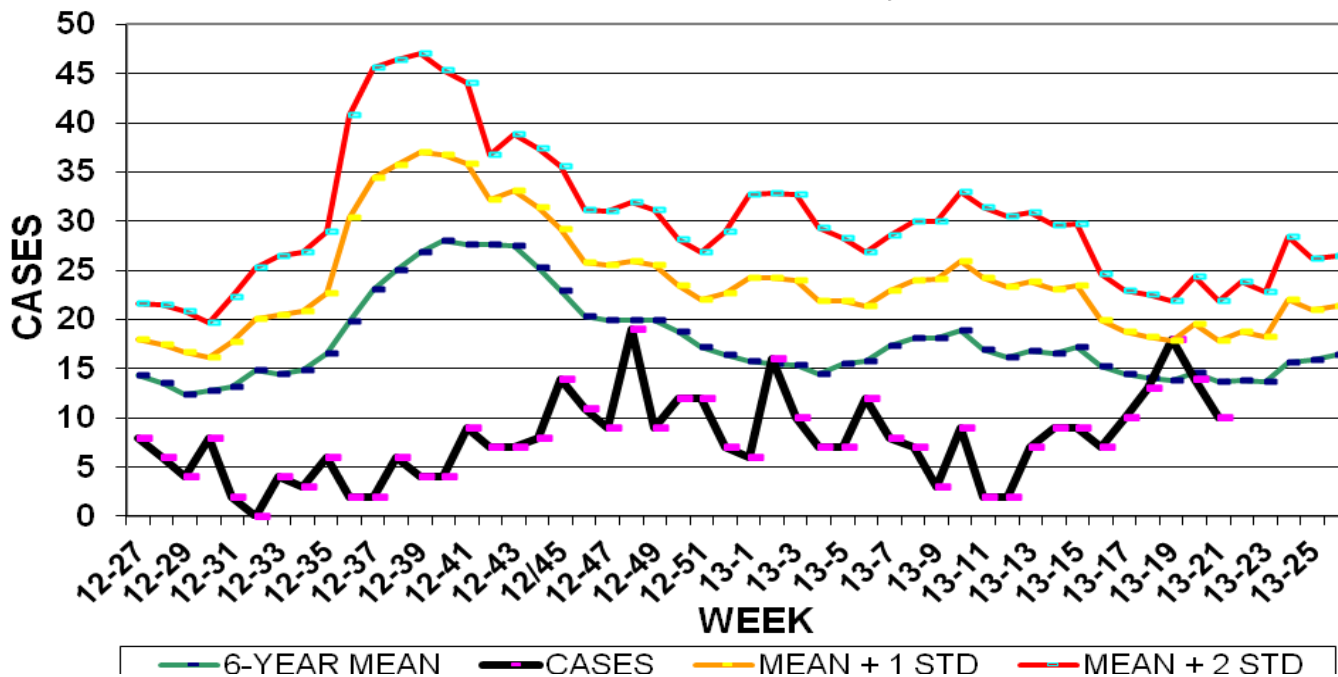
**GUAM ACUTE RESPIRATORY INFECTION SURVEILLANCE 2012-13;
 GMHA-EMERGENCY DEPARTMENT PATIENTS BY WEEK SEEN**



**GUAM SYNDROMIC DISEASE SURVEILLANCE
 GMHA-ED PATIENT DIAGNOSES BY WEEK, 2012-2013**



MEDICAL RECORDS AND INFECTION CONTROL DEPARTMENTS
 GUAM MEMORIAL HOSPITAL AUTHORITY
**HOSPITAL INPATIENT DISCHARGES WITH A DIAGNOSIS OF PNEUMONIA
 BY WEEK DISCHARGED, 2012-2013**



GUAM SENTINEL PHYSICIAN INFLUENZA SURVEILLANCE
 REPORTS OF INFLUENZA OR INFLUENZA-LIKE ILLNESSES
 RECEIVED FOR THE WEEK ENDING 5/25/2013

Sporadic – No cases reported by sentinel physicians

(ACTIVITY LEVELS: No activity, Sporadic, Local, Regional, Widespread)

Foreign Quarantine & Enteric Diseases Section
 Bureau of Communicable Disease Control

Guam Department of Public Health & Social Services

H1N1 INFLUENZA SURVEILLANCE, WEEK 21, 2013

NO CASES OF H1N1 REPORTED FOR WEEK 21

Cumulative 2013: 0 civilian & 0 military cases

INFECTION CONTROL DEPARTMENT
 GUAM MEMORIAL HOSPITAL AUTHORITY

**HOSPITALIZATIONS FOR INFLUENZA A BY AGE
 AND MORBIDITY REPORTING WEEK**

AGE	12	13	14	15	16	17	18	19	20	21	TOTAL
0-4		1			1						2
5-18											
19-24											
25-49											
50-64											
65+											
TOTAL	0	1	0	0	1	0	0	0	0	0	2

INFECTION CONTROL DEPARTMENT
 GUAM MEMORIAL HOSPITAL AUTHORITY
**GMHA-EMERGENCY DEPARTMENT CLINICAL DIAGNOSES OF INFLUENZA OR FLU-
 SYNDROME BY WEEK AND PATIENT'S VILLAGE OF RESIDENCE, 2013**
 (Villages listed geographically from northern-most to southern-most)

VILLAGE	WEEK										TOTAL	2013 RATE
	12	13	14	15	16	17	18	19	20	21		
Yigo	1	0	0	0	0	0	1	1	0	0	10	47.94
Dededo	3	2	0	5	2	1	2	1	1	1	35	76.87
Tamuning	1	2	0	1	0	0	0	1	0	0	9	44.58
Barrigada	0	0	0	0	1	0	0	0	0	0	4	44.73
Mangilao	0	0	1	0	0	0	0	0	0	2	12	76.17
M-T-M	1	1	0	1	1	0	0	0	3	1	10	140.47
Hagatna	0	0	0	0	0	0	0	0	0	0	2	76.86
Agaña Hts	0	0	0	0	0	0	0	0	0	0	2	53.08
Sinajana	0	0	1	0	0	0	0	0	0	0	2	79.55
Chalan Pago-Ordot	0	0	0	0	0	0	0	0	0	1	2	28.20
Asan-Maina	0	0	0	0	0	0	0	0	0	0	0	0.00
Piti	0	0	0	0	0	0	0	0	2	0	2	143.88
Santa Rita	0	0	0	0	0	0	0	0	1	0	3	53.01
Agat	0	0	0	0	0	2	0	0	1	1	5	106.50
Yona	0	2	0	0	0	0	0	0	1	1	7	108.04
Talofof	1	0	0	0	0	0	0	1	1	0	3	99.97
Inarajan	0	0	0	0	0	0	0	0	0	0	0	0.00
Merizo	0	0	0	0	0	0	0	0	0	0	0	0.00
Umatac	0	0	0	0	0	0	0	0	0	0	0	0.00
Tourist	0	0	0	0	0	0	0	0	0	0	1	
Unknown	0	0	0	0	0	0	0	0	0	0	0	
TOTAL	7	7	2	7	4	3	3	4	10	7	109	67.82

NOTE: Rate = cases per 100,000 population for the specified period.

GUAM ANIMAL DISEASE (ZONOSSES) REPORTS
 REPORTS RECEIVED FOR THE WEEK ENDING 5/25/2013

Anaplasmosis – 1 canine, Babesiosis – 1 canine

Bureau of Communicable Disease Control
Guam Department of Public Health & Social Services
ISLAND-WIDE COMMUNICABLE DISEASE REPORT
 REPORTS RECEIVED FOR THE WEEK ENDING 5/25/2013

<i>Chlamydia trachomatis</i>	7
Ciguatera fish poisoning	1
<i>Citrobacter</i> MDR	1
Gonorrhea	3
Hand, foot, and mouth disease	2
HSV-1 (genital)	1
<i>Klebsiella</i> MDR	4
MRSA	6
<i>Proteus</i> MDR	1
<i>Salmonella</i>	1
Streptococcal sore throat	6
Streptococcal disease, other	3
VRE	2

PREVENTIVE MEDICINE DEPARTMENT
 U.S. NAVAL HOSPITAL GUAM
**PNEUMONIA CASES SEEN IN GUAM MILITARY TREATMENT FACILITIES
 BY WEEK REPORTED, 2012-2013**

