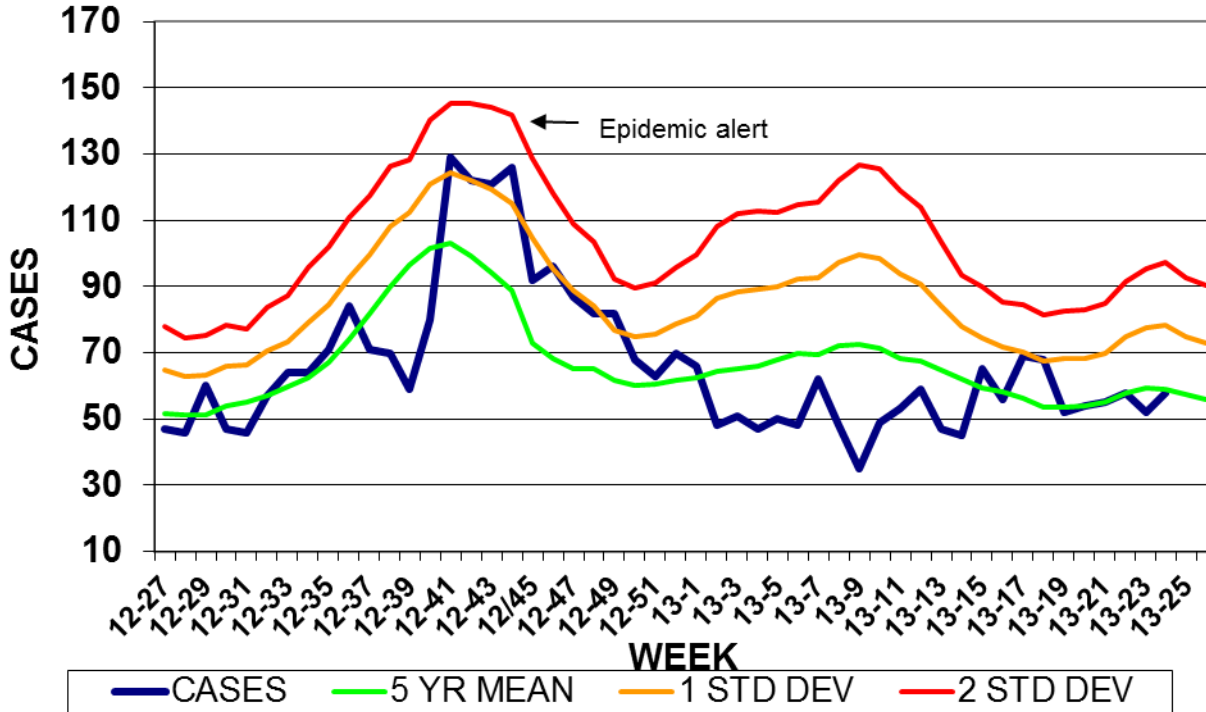


GUAM EPIDEMIOLOGY NEWSLETTER

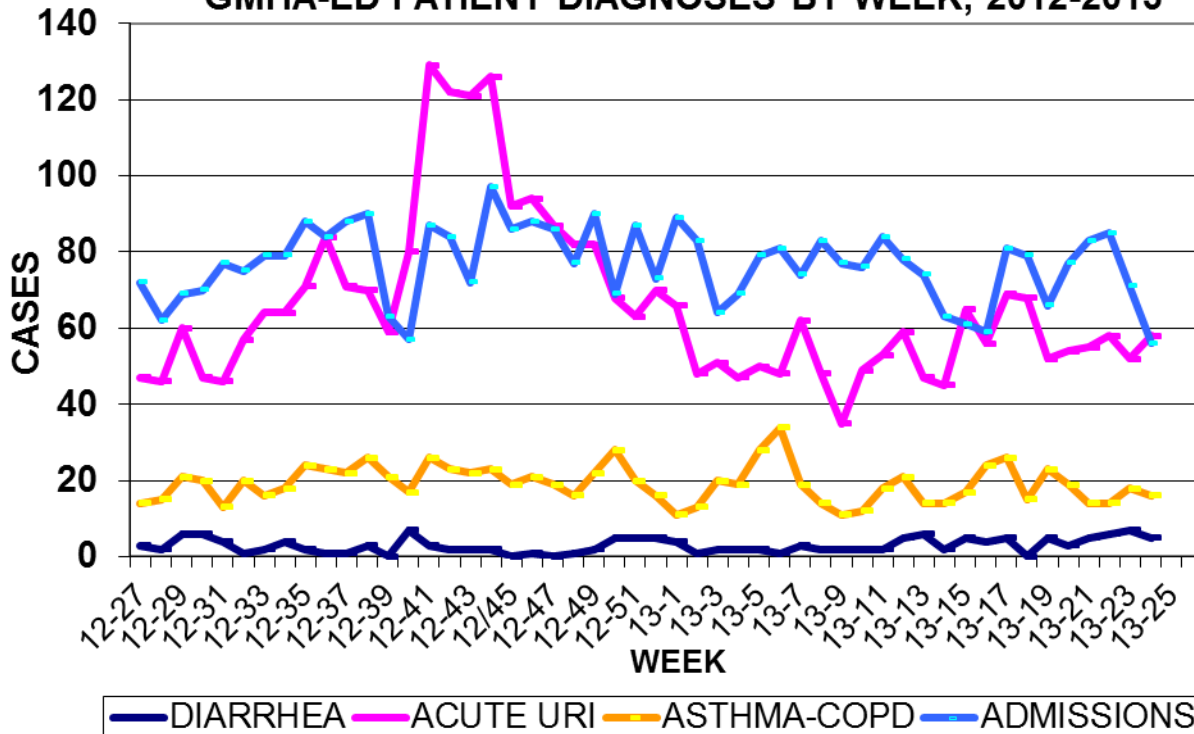
REPORT FOR WEEK ENDING: 6/15/2013 (Reporting week 2013-24)

GUAM REPORTS

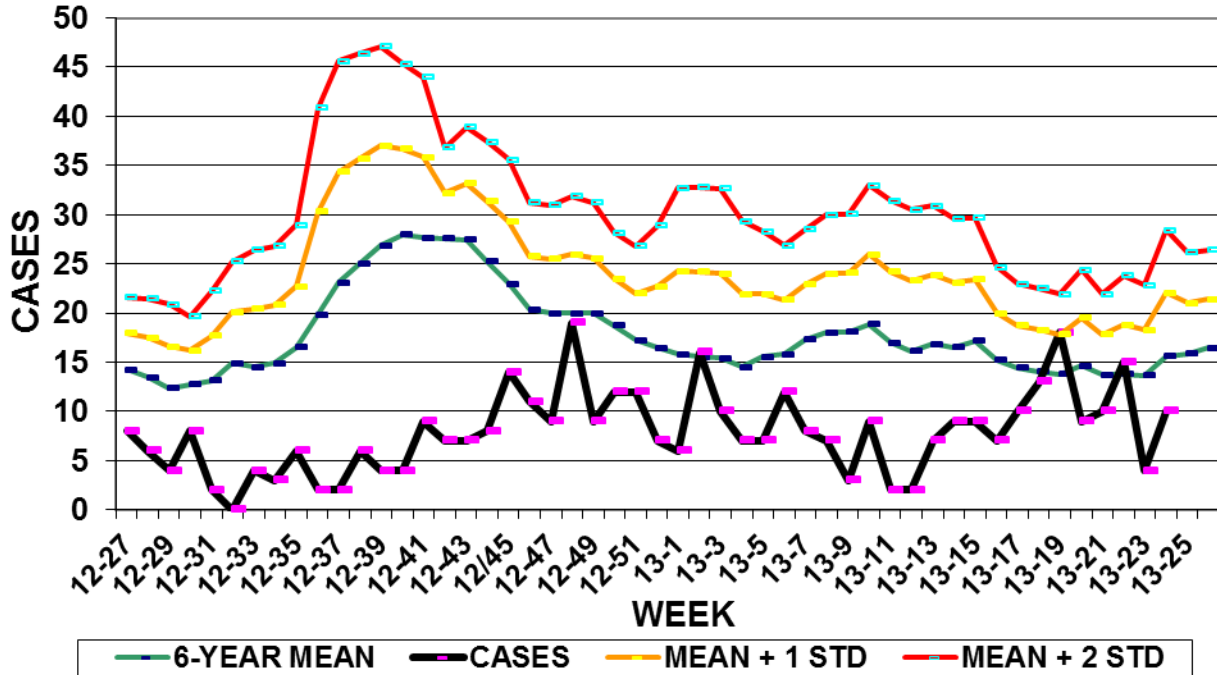
**GUAM ACUTE RESPIRATORY INFECTION SURVEILLANCE 2012-13;
 GMHA-EMERGENCY DEPARTMENT PATIENTS BY WEEK SEEN**



**GUAM SYNDROMIC DISEASE SURVEILLANCE
 GMHA-ED PATIENT DIAGNOSES BY WEEK, 2012-2013**



MEDICAL RECORDS AND INFECTION CONTROL DEPARTMENTS
 GUAM MEMORIAL HOSPITAL AUTHORITY
**HOSPITAL INPATIENT DISCHARGES WITH A DIAGNOSIS OF PNEUMONIA
 BY WEEK DISCHARGED, 2012-2013**



**GUAM SENTINEL PHYSICIAN INFLUENZA SURVEILLANCE
 REPORTS OF INFLUENZA OR INFLUENZA-LIKE ILLNESSES
 RECEIVED FOR THE WEEK ENDING 6/15/2013**

Sporadic – No cases reported by sentinel physicians

(ACTIVITY LEVELS: No activity, Sporadic, Local, Regional, Widespread)

Foreign Quarantine & Enteric Diseases Section
 Bureau of Communicable Disease Control

Guam Department of Public Health & Social Services

H1N1 INFLUENZA SURVEILLANCE, WEEK 24, 2013

NO CASES OF H1N1 REPORTED FOR WEEK 24

Cumulative 2013: 0 civilian & 0 military cases

INFECTION CONTROL DEPARTMENT
 GUAM MEMORIAL HOSPITAL AUTHORITY

**HOSPITALIZATIONS FOR INFLUENZA A BY AGE
 AND MORBIDITY REPORTING WEEK**

AGE	15	16	17	18	19	20	21	22	23	24	TOTAL
0-4		1									2
5-18											
19-24											
25-49											
50-64											
65+											
TOTAL	0	1	0	0	0	0	0	0	0	0	2

INFECTION CONTROL DEPARTMENT
 GUAM MEMORIAL HOSPITAL AUTHORITY
**GMHA-EMERGENCY DEPARTMENT CLINICAL DIAGNOSES OF INFLUENZA OR FLU-
 SYNDROME BY WEEK AND PATIENT'S VILLAGE OF RESIDENCE, 2013**
 (Villages listed geographically from northern-most to southern-most)

VILLAGE	WEEK										TOTAL	2013 RATE
	15	16	17	18	19	20	21	22	23	24		
Yigo	0	0	0	1	1	0	0	0	0	2	12	57.53
Dededo	5	2	1	2	1	1	1	0	2	3	40	87.85
Tamuning	1	0	0	0	1	0	0	0	1	2	12	59.44
Barrigada	0	1	0	0	0	0	0	0	1	1	6	44.73
Mangilao	0	0	0	0	0	0	2	0	1	1	14	88.87
M-T-M	1	1	0	0	0	3	1	1	0	1	12	168.56
Hagatna	0	0	0	0	0	0	0	0	0	0	2	76.86
Agaña Hts	0	0	0	0	0	0	0	1	0	0	3	79.62
Sinajana	0	0	0	0	0	0	0	0	0	0	2	79.55
Chalan Pago-Ordot	0	0	0	0	0	0	1	2	0	0	4	56.40
Asan-Maina	0	0	0	0	0	0	0	0	0	0	0	0.00
Piti	0	0	0	0	0	2	0	0	0	0	2	143.88
Santa Rita	0	0	0	0	0	1	0	0	0	0	3	53.01
Agat	0	0	2	0	0	1	1	0	0	1	6	127.80
Yona	0	0	0	0	0	1	1	0	0	0	7	108.04
Talofofo	0	0	0	0	1	1	0	0	0	0	3	99.97
Inarajan	0	0	0	0	0	0	0	0	0	0	0	0.00
Merizo	0	0	0	0	0	0	0	0	0	0	0	0.00
Umatac	0	0	0	0	0	0	0	0	0	0	0	0.00
Tourist	0	0	0	0	0	0	0	0	0	0	1	
Unknown	0	0	0	0	0	0	0	0	0	0	0	
TOTAL	7	4	3	3	4	10	7	4	5	11	129	80.26

NOTE: Rate = cases per 100,000 population for the specified period.

GUAM ANIMAL DISEASE (ZONOSSES) REPORTS
 REPORTS RECEIVED FOR THE WEEK ENDING 6/15/2013

None received

Bureau of Communicable Disease Control
Guam Department of Public Health & Social Services
ISLAND-WIDE COMMUNICABLE DISEASE REPORT
 REPORTS RECEIVED FOR THE WEEK ENDING 6/15/2013

Chickenpox	1
<i>Chlamydia trachomatis</i>	11
Conjunctivitis	4
Gonorrhea	2
Hepatitis C	2
HSV 1	1
MRSA	6
Streptococcal sore throat	16
Streptococcal disease, other	1

PREVENTIVE MEDICINE DEPARTMENT
 U.S. NAVAL HOSPITAL GUAM
PNEUMONIA CASES SEEN IN GUAM MILITARY TREATMENT FACILITIES
BY WEEK REPORTED, 2012-2013

