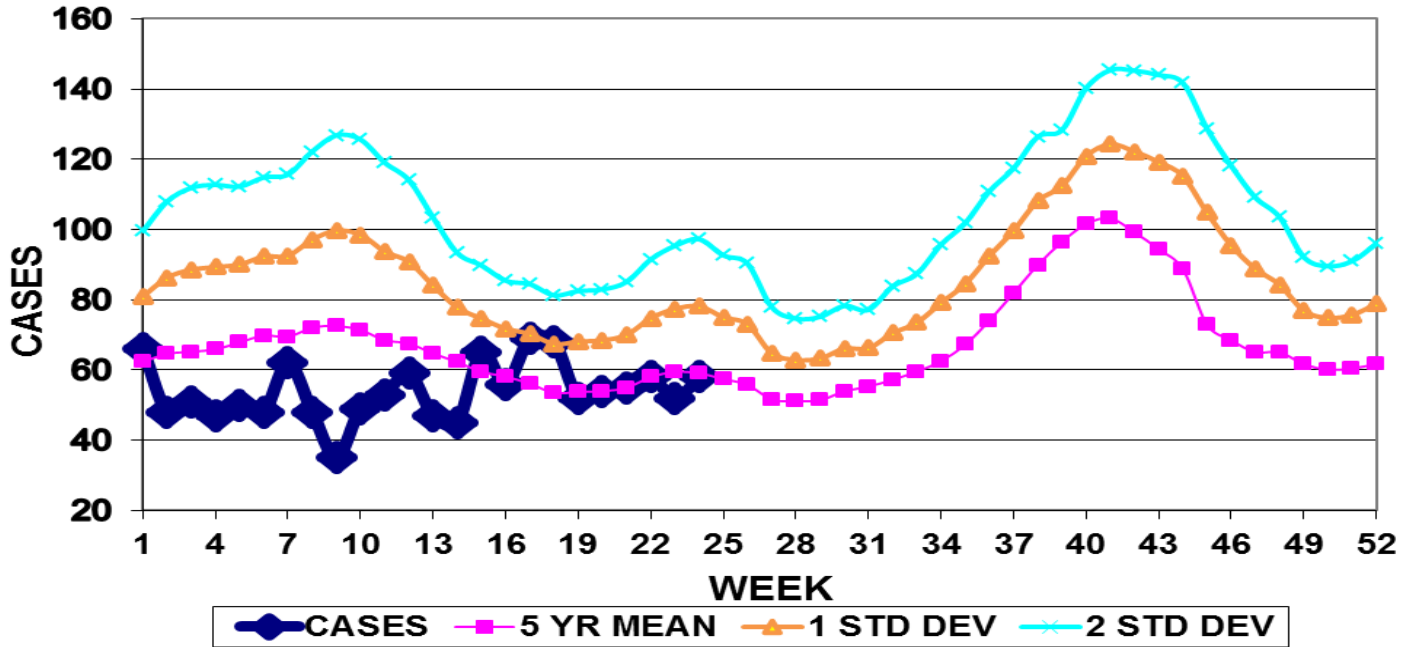


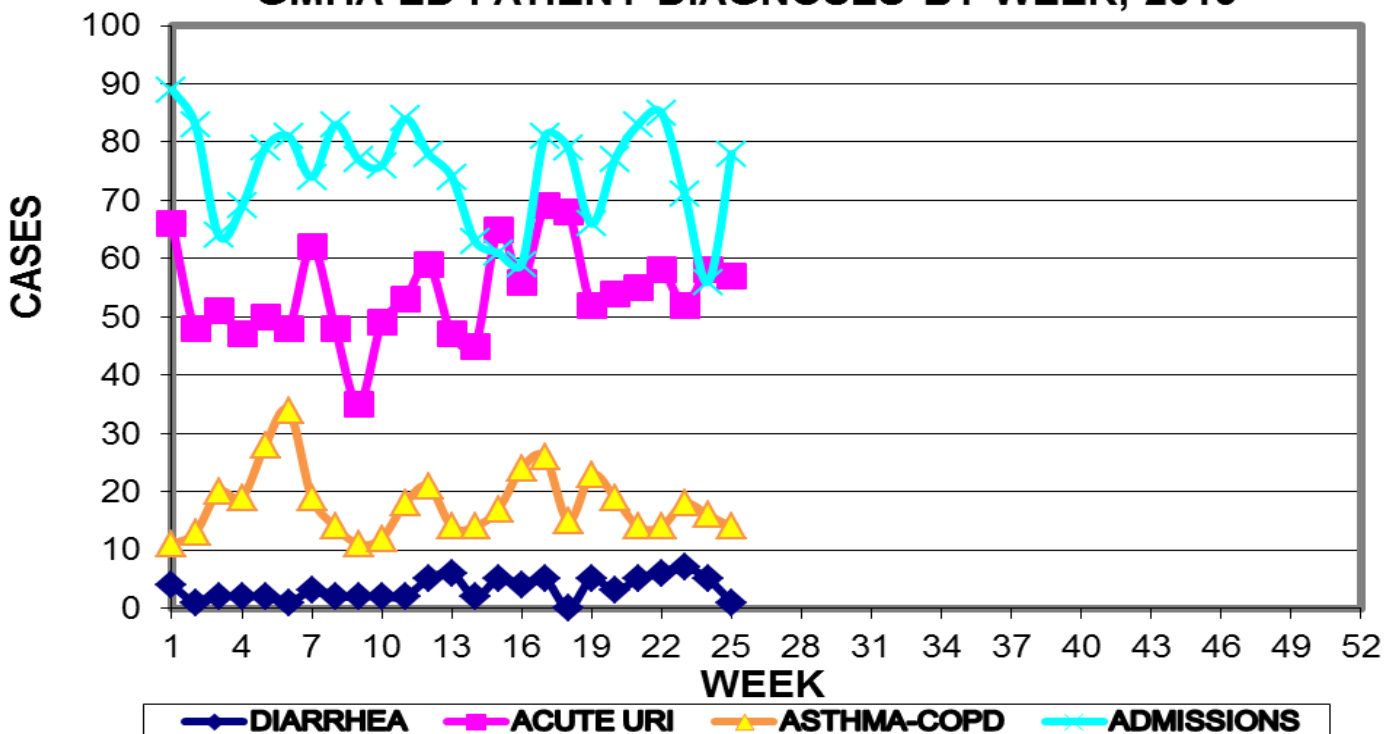
INFECTION CONTROL DEPARTMENT
 GUAM MEMORIAL HOSPITAL AUTHORITY
GUAM EPIDEMIOLOGY NEWSLETTER
 REPORT FOR WEEK ENDING: 6/22/2013 (Reporting week 2013-25)

GUAM REPORTS

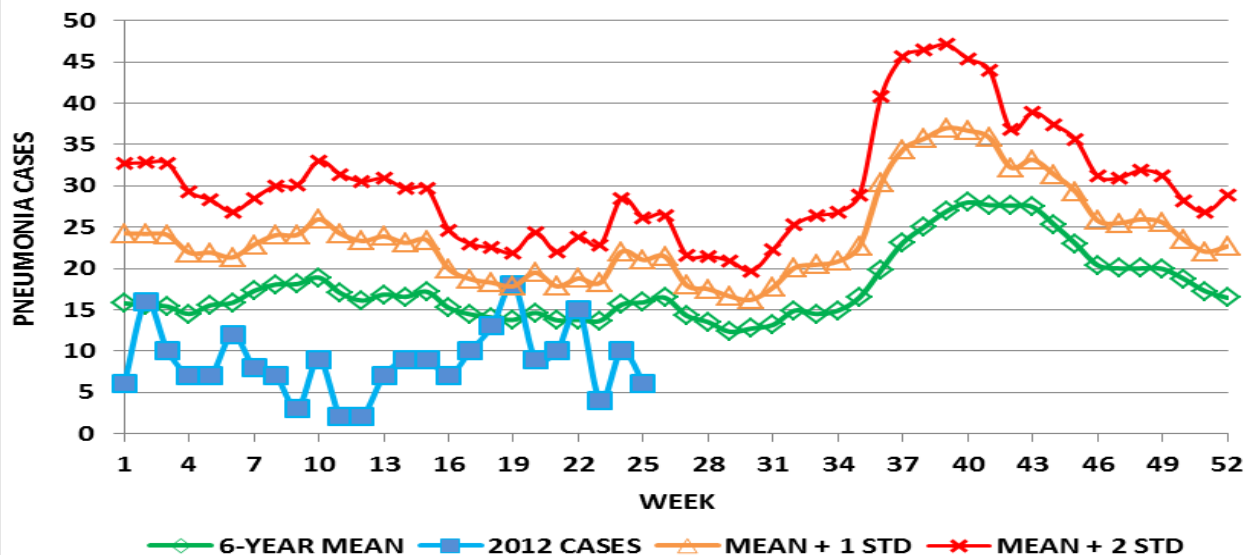
**GUAM ACUTE RESPIRATORY INFECTION SURVEILLANCE 2013;
 GMHA-EMERGENCY DEPARTMENT PATIENTS BY WEEK SEEN**



**GUAM SYNDROMIC DISEASE SURVEILLANCE
 GMHA-ED PATIENT DIAGNOSES BY WEEK, 2013**



**MEDICAL RECORDS AND INFECTION CONTROL DEPARTMENTS
GUAM MEMORIAL HOSPITAL AUTHORITY
HOSPITAL INPATIENT DISCHARGES WITH A DIAGNOSIS OF PNEUMONIA
BY WEEK DISCHARGED, 2013**



**GUAM SENTINEL PHYSICIAN INFLUENZA SURVEILLANCE
REPORTS OF INFLUENZA OR INFLUENZA-LIKE ILLNESSES
RECEIVED FOR THE WEEK ENDING 6/22/2013**

Sporadic – No cases reported by sentinel physicians

(ACTIVITY LEVELS: No activity, Sporadic, Local, Regional, Widespread)

Foreign Quarantine & Enteric Diseases Section
Bureau of Communicable Disease Control

Guam Department of Public Health & Social Services

H1N1 INFLUENZA SURVEILLANCE, WEEK 25, 2013

NO CASES OF H1N1 REPORTED FOR WEEK 25

Cumulative 2013: 0 civilian & 0 military cases

INFECTION CONTROL DEPARTMENT
GUAM MEMORIAL HOSPITAL AUTHORITY

**HOSPITALIZATIONS FOR INFLUENZA A BY AGE
AND MORBIDITY REPORTING WEEK**

AGE	16	17	18	19	20	21	22	23	24	25	TOTAL
0-4	1										2
5-18											
19-24											
25-49											
50-64											
65+											
TOTAL	1	0	0	0	0	0	0	0	0	0	2

INFECTION CONTROL DEPARTMENT
 GUAM MEMORIAL HOSPITAL AUTHORITY
**GMHA-EMERGENCY DEPARTMENT CLINICAL DIAGNOSES OF INFLUENZA OR FLU-
 SYNDROME BY WEEK AND PATIENT'S VILLAGE OF RESIDENCE, 2013**
 (Villages listed geographically from northern-most to southern-most)

VILLAGE	WEEK										TOTAL	2013 RATE
	16	17	18	19	20	21	22	23	24	25		
Yigo	0	0	1	1	0	0	0	0	2	2	14	67.12
Dededo	2	1	2	1	1	1	0	2	3	5	45	98.83
Tamuning	0	0	0	1	0	0	0	1	2	0	12	59.44
Barrigada	1	0	0	0	0	0	0	1	1	0	6	44.73
Mangilao	0	0	0	0	0	2	0	1	1	0	14	88.87
M-T-M	1	0	0	0	3	1	1	0	1	1	13	182.61
Hagatna	0	0	0	0	0	0	0	0	0	0	2	76.86
Agaña Hts	0	0	0	0	0	0	1	0	0	0	3	79.62
Sinajana	0	0	0	0	0	0	0	0	0	0	2	79.55
Chalan Pago-Ordot	0	0	0	0	0	1	2	0	0	1	5	70.50
Asan-Maina	0	0	0	0	0	0	0	0	0	0	0	0.00
Piti	0	0	0	0	2	0	0	0	0	0	2	143.88
Santa Rita	0	0	0	0	1	0	0	0	0	0	3	53.01
Agat	0	2	0	0	1	1	0	0	1	1	7	149.09
Yona	0	0	0	0	1	1	0	0	0	0	7	108.04
Talofof	0	0	0	1	1	0	0	0	0	0	3	99.97
Inarajan	0	0	0	0	0	0	0	0	0	0	0	0.00
Merizo	0	0	0	0	0	0	0	0	0	0	0	0.00
Umatac	0	0	0	0	0	0	0	0	0	0	0	0.00
Tourist	0	0	0	0	0	0	0	0	0	0	1	
Unknown	0	0	0	0	0	0	0	0	0	0	0	
TOTAL	4	3	3	4	10	7	4	5	11	10	139	86.48

NOTE: Rate = cases per 100,000 population for the specified period.

GUAM ANIMAL DISEASE (ZONOSSES) REPORTS
 REPORTS RECEIVED FOR THE WEEK ENDING 6/22/2013

Babesiosis – 1 canine

Bureau of Communicable Disease Control
Guam Department of Public Health & Social Services
ISLAND-WIDE COMMUNICABLE DISEASE REPORT

REPORTS RECEIVED FOR THE WEEK ENDING 6/22/2013

<i>Clostridium difficile</i>	1
<i>Chlamydia trachomatis</i>	11
Hepatitis B	1
Hepatitis C	1
HPV	1
Influenza B	1
Influenza (untyped)	2
<i>Klebsiella pneumoniae</i> MDR	1
MRSA	13
Streptococcal sore throat	7
Streptococcal disease, other	1

PREVENTIVE MEDICINE DEPARTMENT
 U.S. NAVAL HOSPITAL GUAM
**PNEUMONIA CASES SEEN IN GUAM MILITARY TREATMENT
 FACILITIES BY WEEK REPORTED, 2013**

