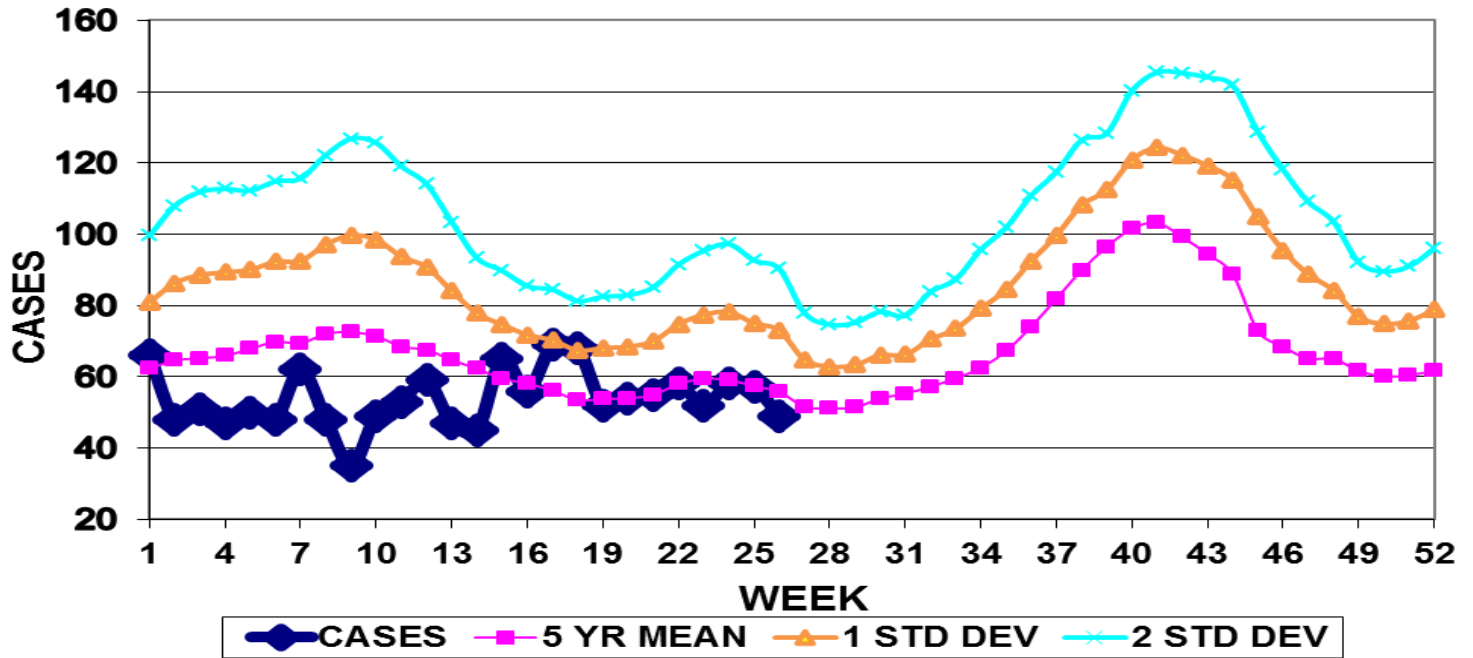


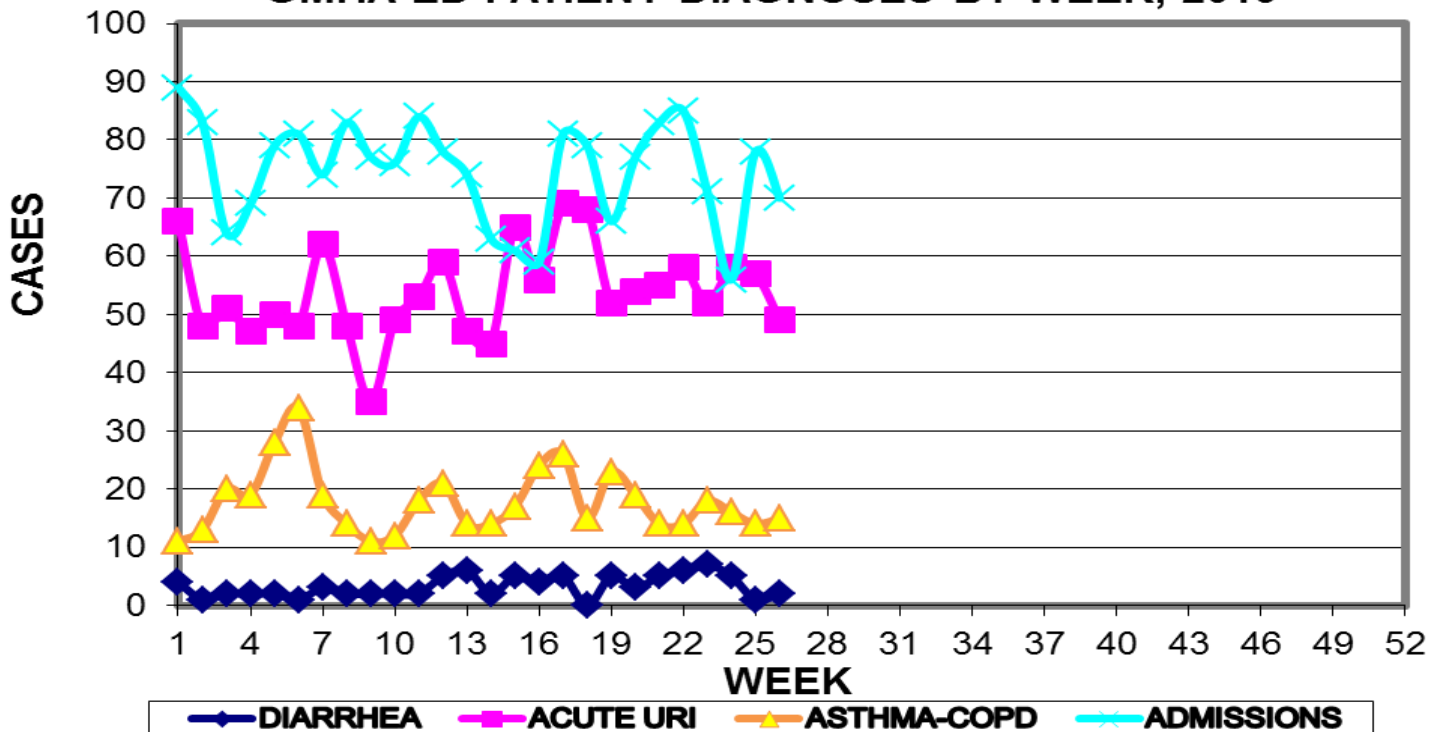
INFECTION CONTROL DEPARTMENT  
 GUAM MEMORIAL HOSPITAL AUTHORITY  
**GUAM EPIDEMIOLOGY NEWSLETTER**  
 REPORT FOR WEEK ENDING: 6/29/2013 (Reporting week 2013-26)

**GUAM REPORTS**

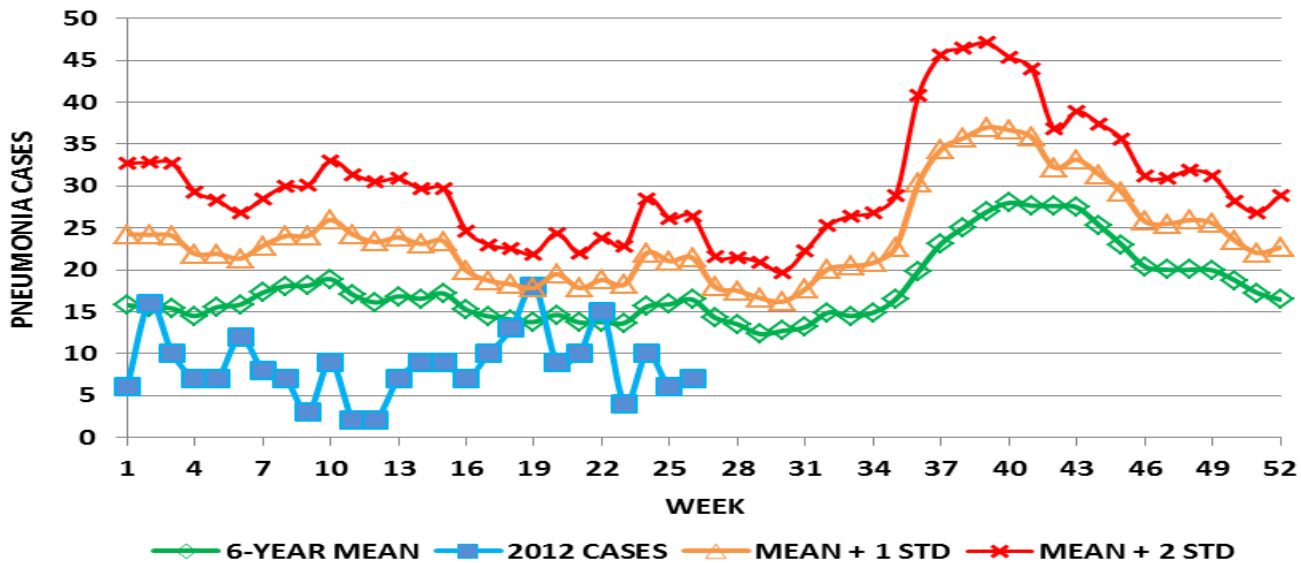
**GUAM ACUTE RESPIRATORY INFECTION SURVEILLANCE 2013;  
 GMHA-EMERGENCY DEPARTMENT PATIENTS BY WEEK SEEN**



**GUAM SYNDROMIC DISEASE SURVEILLANCE  
 GMHA-ED PATIENT DIAGNOSES BY WEEK, 2013**



**MEDICAL RECORDS AND INFECTION CONTROL DEPARTMENTS  
GUAM MEMORIAL HOSPITAL AUTHORITY  
HOSPITAL INPATIENT DISCHARGES WITH A DIAGNOSIS OF PNEUMONIA  
BY WEEK DISCHARGED, 2013**



**GUAM SENTINEL PHYSICIAN INFLUENZA SURVEILLANCE  
REPORTS OF INFLUENZA OR INFLUENZA-LIKE ILLNESSES  
RECEIVED FOR THE WEEK ENDING 6/29/2013**

Sporadic – No cases reported by sentinel physicians

(ACTIVITY LEVELS: No activity, Sporadic, Local, Regional, Widespread)

Foreign Quarantine & Enteric Diseases Section  
Bureau of Communicable Disease Control

Guam Department of Public Health & Social Services

**H1N1 INFLUENZA SURVEILLANCE, WEEK 26, 2013**

NO CASES OF H1N1 REPORTED FOR WEEK 26

**Cumulative 2013: 0 civilian & 0 military cases**

INFECTION CONTROL DEPARTMENT  
GUAM MEMORIAL HOSPITAL AUTHORITY

**HOSPITALIZATIONS FOR INFLUENZA A BY AGE  
AND MORBIDITY REPORTING WEEK**

AGE	17	18	19	20	21	22	23	24	25	26	TOTAL
0-4											2
5-18											
19-24											
25-49											
50-64											
65+											
TOTAL	0	0	0	0	0	0	0	0	0	0	2

INFECTION CONTROL DEPARTMENT  
 GUAM MEMORIAL HOSPITAL AUTHORITY  
**GMHA-EMERGENCY DEPARTMENT CLINICAL DIAGNOSES OF INFLUENZA OR FLU-  
 SYNDROME BY WEEK AND PATIENT'S VILLAGE OF RESIDENCE, 2013**  
 (Villages listed geographically from northern-most to southern-most)

VILLAGE	WEEK										TOTAL	2013 RATE
	17	18	19	20	21	22	23	24	25	26		
Yigo	0	1	1	0	0	0	0	2	2	0	14	67.12
Dededo	1	2	1	1	1	0	2	3	5	0	45	98.83
Tamuning	0	0	1	0	0	0	1	2	0	0	12	59.44
Barrigada	0	0	0	0	0	0	1	1	0	0	6	44.73
Mangilao	0	0	0	0	2	0	1	1	0	0	14	88.87
M-T-M	0	0	0	3	1	1	0	1	1	0	13	182.61
Hagatna	0	0	0	0	0	0	0	0	0	0	2	76.86
Agaña Hts	0	0	0	0	0	1	0	0	0	0	3	79.62
Sinajana	0	0	0	0	0	0	0	0	0	0	2	79.55
Chalan Pago-Ordot	0	0	0	0	1	2	0	0	1	0	5	70.50
Asan-Maina	0	0	0	0	0	0	0	0	0	0	0	0.00
Piti	0	0	0	2	0	0	0	0	0	0	2	143.88
Santa Rita	0	0	0	1	0	0	0	0	0	0	3	53.01
Agat	2	0	0	1	1	0	0	1	1	0	7	149.09
Yona	0	0	0	1	1	0	0	0	0	0	7	108.04
Talofof	0	0	1	1	0	0	0	0	0	0	3	99.97
Inarajan	0	0	0	0	0	0	0	0	0	0	0	0.00
Merizo	0	0	0	0	0	0	0	0	0	0	0	0.00
Umatac	0	0	0	0	0	0	0	0	0	0	0	0.00
Tourist	0	0	0	0	0	0	0	0	0	0	1	
Unknown	0	0	0	0	0	0	0	0	0	0	0	
<b>TOTAL</b>	<b>3</b>	<b>3</b>	<b>4</b>	<b>10</b>	<b>7</b>	<b>4</b>	<b>5</b>	<b>11</b>	<b>10</b>	<b>0</b>	<b>139</b>	<b>86.48</b>

NOTE: Rate = cases per 100,000 population for the specified period.

**GUAM ANIMAL DISEASE (ZONOSSES) REPORTS**  
 REPORTS RECEIVED FOR THE WEEK ENDING 6/29/2013

None received

Bureau of Communicable Disease Control  
**Guam Department of Public Health & Social Services**  
**ISLAND-WIDE COMMUNICABLE DISEASE REPORT**

REPORTS RECEIVED FOR THE WEEK ENDING 6/29/2013

<i>Acinetobacter baumannii</i> MDR	1
Chickenpox	1
<i>Clostridium difficile</i>	2
<i>Chlamydia trachomatis</i>	8
Conjunctivitis	2
<i>E. coli</i> MDR	1
Hepatitis B	1
HIV	1
<i>Klebsiella pneumoniae</i> MDR	1
MRSA	7
Scabies	3
Scarlet fever	1
Streptococcal sore throat	27

PREVENTIVE MEDICINE DEPARTMENT  
 U.S. NAVAL HOSPITAL GUAM  
**PNEUMONIA CASES SEEN IN GUAM MILITARY TREATMENT  
 FACILITIES BY WEEK REPORTED, 2013**

