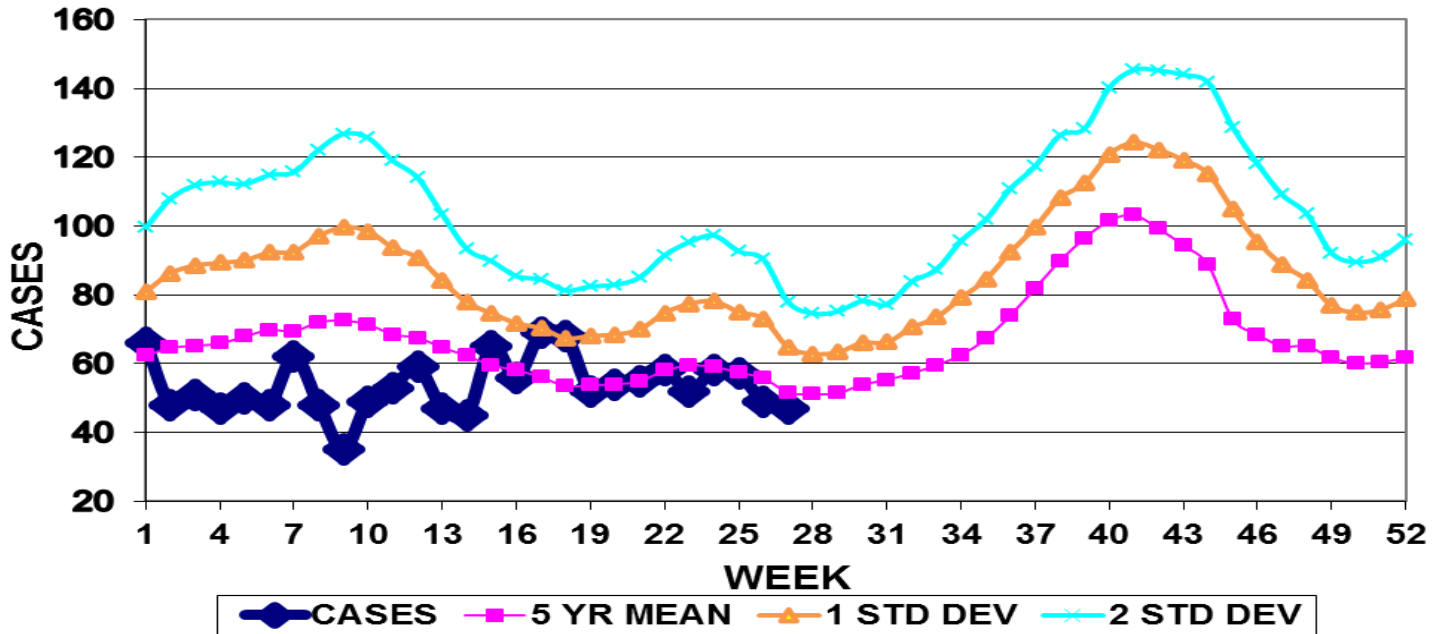


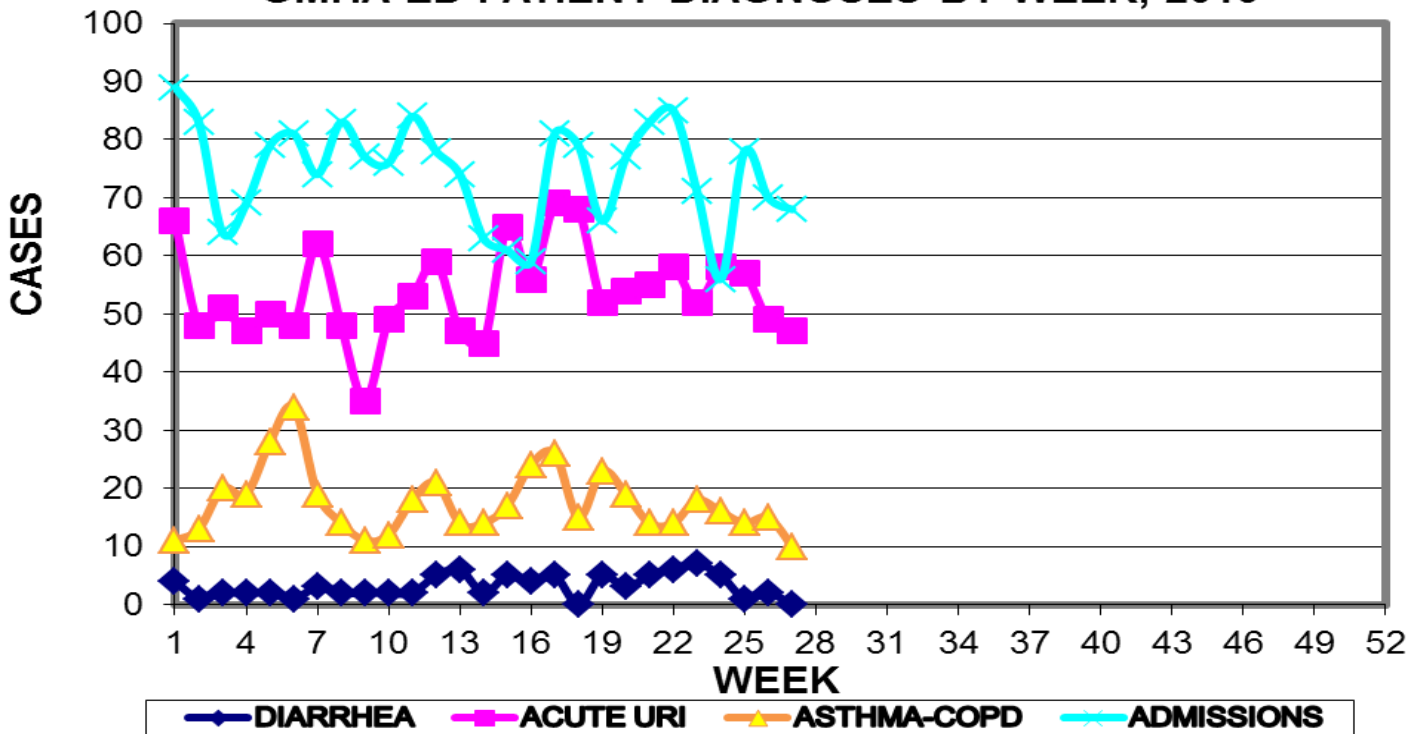
INFECTION CONTROL DEPARTMENT
 GUAM MEMORIAL HOSPITAL AUTHORITY
GUAM EPIDEMIOLOGY NEWSLETTER
 REPORT FOR WEEK ENDING: 7/6/2013 (Reporting week 2013-27)

GUAM REPORTS

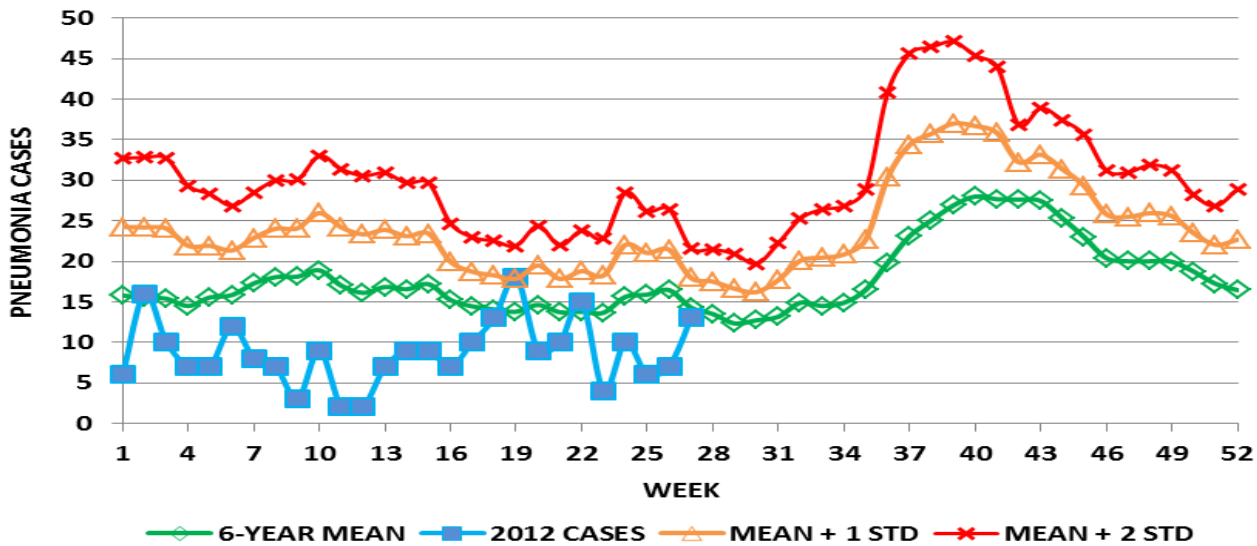
**GUAM ACUTE RESPIRATORY INFECTION SURVEILLANCE 2013;
 GMHA-EMERGENCY DEPARTMENT PATIENTS BY WEEK SEEN**



**GUAM SYNDROMIC DISEASE SURVEILLANCE
 GMHA-ED PATIENT DIAGNOSES BY WEEK, 2013**



**MEDICAL RECORDS AND INFECTION CONTROL DEPARTMENTS
GUAM MEMORIAL HOSPITAL AUTHORITY
HOSPITAL INPATIENT DISCHARGES WITH A DIAGNOSIS OF PNEUMONIA
BY WEEK DISCHARGED, 2013**



**GUAM SENTINEL PHYSICIAN INFLUENZA SURVEILLANCE
REPORTS OF INFLUENZA OR INFLUENZA-LIKE ILLNESSES
RECEIVED FOR THE WEEK ENDING 7/6/2013**

Sporadic – No cases reported by sentinel physicians

(ACTIVITY LEVELS: No activity, Sporadic, Local, Regional, Widespread)

Foreign Quarantine & Enteric Diseases Section
Bureau of Communicable Disease Control

Guam Department of Public Health & Social Services

H1N1 INFLUENZA SURVEILLANCE, WEEK 27, 2013

NO CASES OF H1N1 REPORTED FOR WEEK 27

Cumulative 2013: 0 civilian & 0 military cases

INFECTION CONTROL DEPARTMENT
GUAM MEMORIAL HOSPITAL AUTHORITY

**HOSPITALIZATIONS FOR INFLUENZA A BY AGE
AND MORBIDITY REPORTING WEEK**

AGE	18	19	20	21	22	23	24	25	26	27	TOTAL
0-4											2
5-18											
19-24											
25-49											
50-64											
65+											
TOTAL	0	0	0	0	0	0	0	0	0	0	2

INFECTION CONTROL DEPARTMENT
 GUAM MEMORIAL HOSPITAL AUTHORITY
**GMHA-EMERGENCY DEPARTMENT CLINICAL DIAGNOSES OF INFLUENZA OR FLU-
 SYNDROME BY WEEK AND PATIENT'S VILLAGE OF RESIDENCE, 2013**
 (Villages listed geographically from northern-most to southern-most)

VILLAGE	WEEK										TOTAL	2013 RATE
	18	19	20	21	22	23	24	25	26	27		
Yigo	1	1	0	0	0	0	2	2	0	1	15	71.81
Dededo	2	1	1	1	0	2	3	5	0	0	45	98.83
Tamuning	0	1	0	0	0	1	2	0	0	0	12	59.44
Barrigada	0	0	0	0	0	1	1	0	0	0	6	44.73
Mangilao	0	0	0	2	0	1	1	0	0	1	15	95.51
M-T-M	0	0	3	1	1	0	1	1	0	0	13	182.61
Hagatna	0	0	0	0	0	0	0	0	0	0	2	76.86
Agaña Hts	0	0	0	0	1	0	0	0	0	0	3	79.62
Sinajana	0	0	0	0	0	0	0	0	0	0	2	79.55
Chalan Pago-Ordot	0	0	0	1	2	0	0	1	0	0	5	70.50
Asan-Maina	0	0	0	0	0	0	0	0	0	0	0	0.00
Piti	0	0	2	0	0	0	0	0	0	0	2	143.88
Santa Rita	0	0	1	0	0	0	0	0	0	0	3	53.01
Agat	0	0	1	1	0	0	1	1	0	0	7	149.09
Yona	0	0	1	1	0	0	0	0	0	0	7	108.04
Talofofo	0	1	1	0	0	0	0	0	0	0	3	99.97
Inarajan	0	0	0	0	0	0	0	0	0	0	0	0.00
Merizo	0	0	0	0	0	0	0	0	0	0	0	0.00
Umatac	0	0	0	0	0	0	0	0	0	0	0	0.00
Tourist	0	0	0	0	0	0	0	0	0	0	1	
Unknown	0	0	0	0	0	0	0	0	0	0	0	
TOTAL	3	4	10	7	4	5	11	10	0	2	141	87.73

NOTE: Rate = cases per 100,000 population for the specified period.

GUAM ANIMAL DISEASE (ZONOSSES) REPORTS
 REPORTS RECEIVED FOR THE WEEK ENDING 7/6/2013

None received

Bureau of Communicable Disease Control
Guam Department of Public Health & Social Services
ISLAND-WIDE COMMUNICABLE DISEASE REPORT

REPORTS RECEIVED FOR THE WEEK ENDING 7/6/2013

<i>Acinetobacter baumannii</i> MDR	1
Chickenpox	2
<i>Clostridium difficile</i>	2
<i>Chlamydia trachomatis</i>	33
Conjunctivitis	1
<i>E. coli</i> MDR	5
Gonorrhea	4
Hansen's disease	1
HSV	2
<i>Klebsiella pneumoniae</i> MDR	3
MRSA	12
<i>Myroides</i> sp. MDR	1
<i>Pseudomonas aeruginosa</i> MDR	1
RSV	1
Scarlet fever	1
Streptococcal sore throat	6
Streptococcal disease, other	3
TB, peritonitis	1
TB, pulmonary	2
VRE	2

PREVENTIVE MEDICINE DEPARTMENT
 U.S. NAVAL HOSPITAL GUAM

**PNEUMONIA CASES SEEN IN GUAM MILITARY TREATMENT
 FACILITIES BY WEEK REPORTED, 2013**

