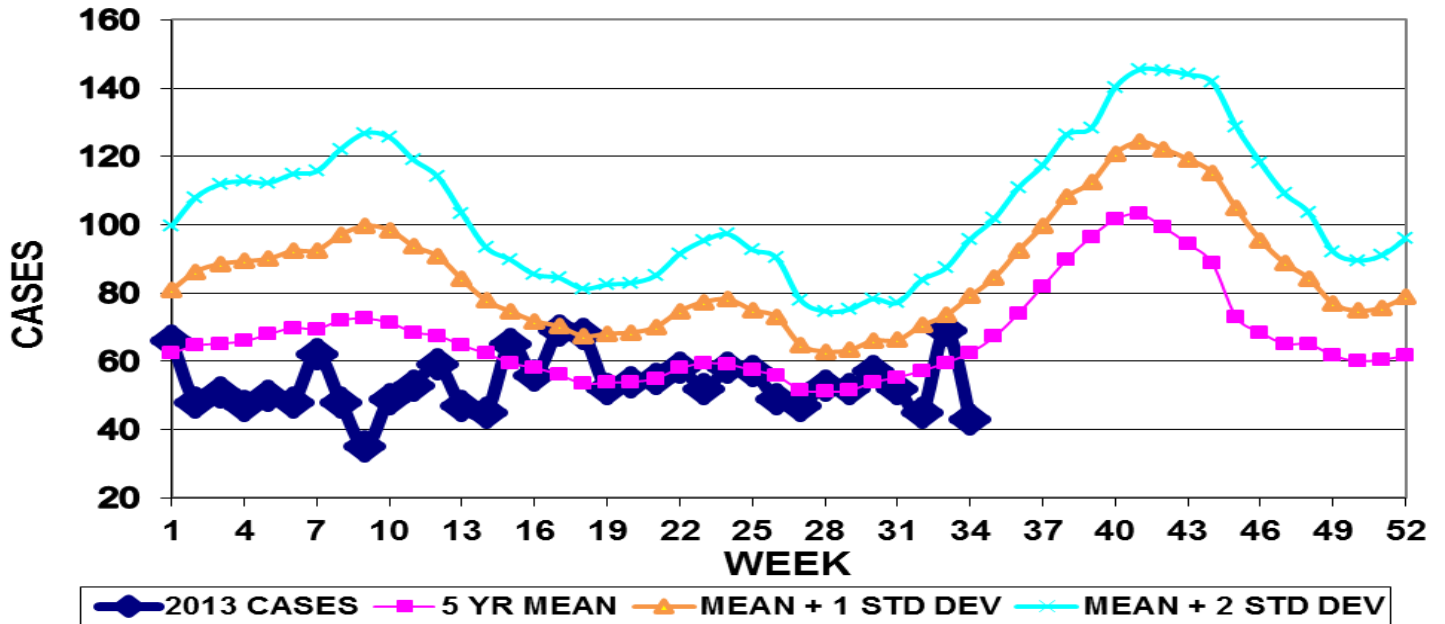


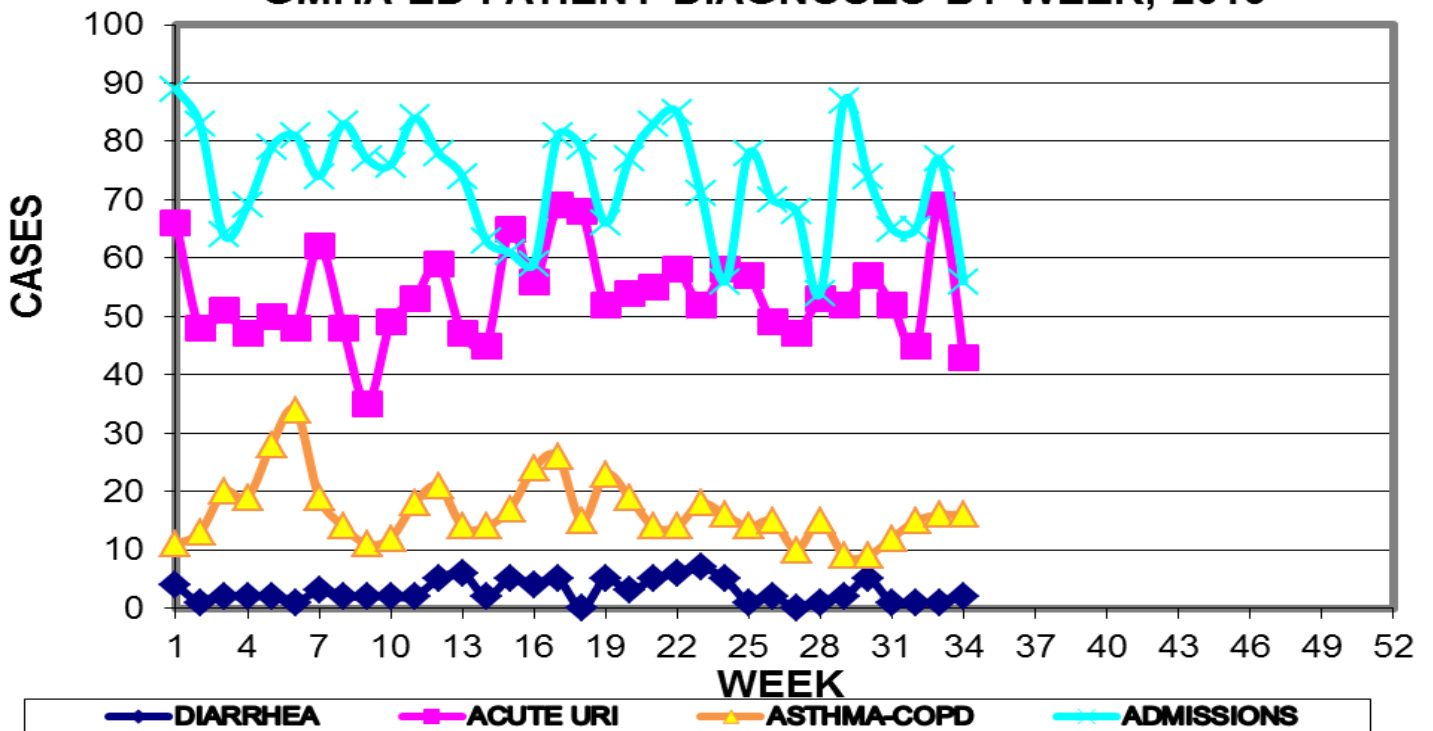
INFECTION CONTROL DEPARTMENT
 GUAM MEMORIAL HOSPITAL AUTHORITY
GUAM EPIDEMIOLOGY NEWSLETTER
 REPORT FOR WEEK ENDING: 8/24/2013 (Reporting week 2013-34)

GUAM REPORTS

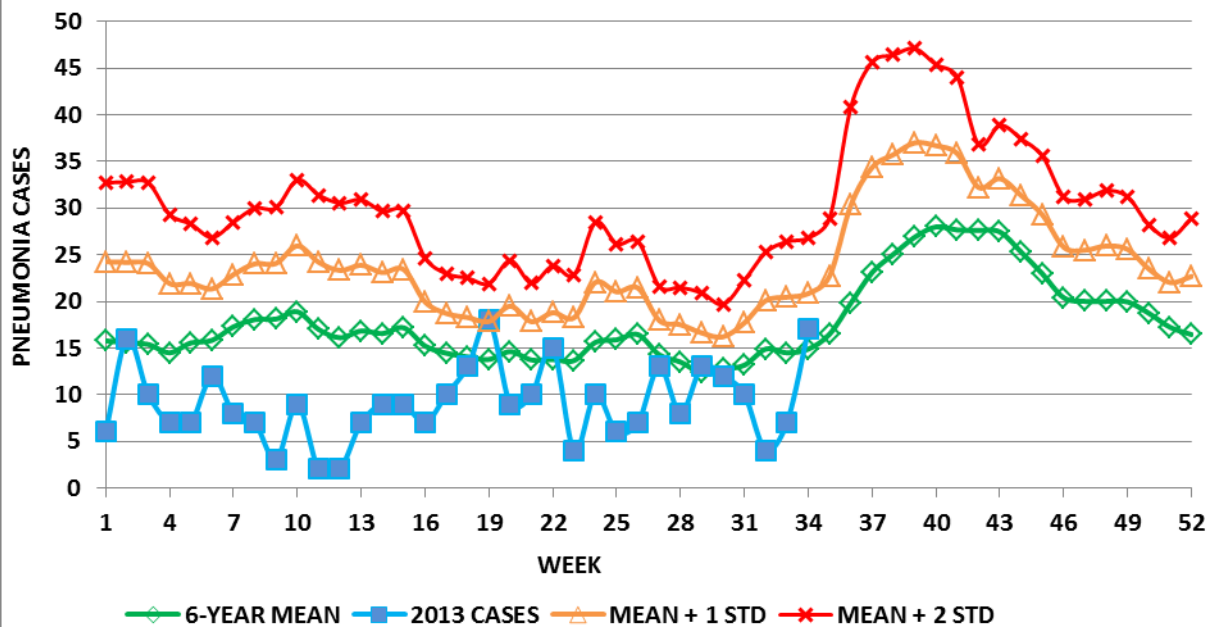
**GUAM ACUTE RESPIRATORY INFECTION SURVEILLANCE 2013;
 GMHA-EMERGENCY DEPARTMENT PATIENTS BY WEEK SEEN**



**GUAM SYNDROMIC DISEASE SURVEILLANCE
 GMHA-ED PATIENT DIAGNOSES BY WEEK, 2013**



**MEDICAL RECORDS AND INFECTION CONTROL DEPARTMENTS
GUAM MEMORIAL HOSPITAL AUTHORITY
HOSPITAL INPATIENT DISCHARGES WITH A DIAGNOSIS OF PNEUMONIA
BY WEEK DISCHARGED, 2013**



**GUAM SENTINEL PHYSICIAN INFLUENZA SURVEILLANCE
REPORTS OF INFLUENZA OR INFLUENZA-LIKE ILLNESSES
RECEIVED FOR THE WEEK ENDING 8/24/13**

Sporadic – No cases reported by sentinel physicians

(ACTIVITY LEVELS: No activity, Sporadic, Local, Regional, Widespread)

Foreign Quarantine & Enteric Diseases Section
Bureau of Communicable Disease Control

Guam Department of Public Health & Social Services

H1N1 INFLUENZA SURVEILLANCE, WEEK 34, 2013

NO CASES OF H1N1 REPORTED FOR WEEK 34

Cumulative 2013: 0 civilian & 0 military cases

INFECTION CONTROL DEPARTMENT
GUAM MEMORIAL HOSPITAL AUTHORITY

**HOSPITALIZATIONS FOR INFLUENZA A BY AGE
AND MORBIDITY REPORTING WEEK**

AGE	25	26	27	28	29	30	31	32	33	34	TOTAL
0-4											2
5-18											
19-24											
25-49											
50-64											
65+											
TOTAL	0	0	0	0	0	0	0	0	0	0	2

INFECTION CONTROL DEPARTMENT
 GUAM MEMORIAL HOSPITAL AUTHORITY
**GMHA-EMERGENCY DEPARTMENT CLINICAL DIAGNOSES OF INFLUENZA OR FLU-
 SYNDROME BY WEEK AND PATIENT'S VILLAGE OF RESIDENCE, 2013**
 (Villages listed geographically from northern-most to southern-most)

VILLAGE	WEEK										TOTAL	2013 RATE
	25	26	27	28	29	30	31	32	33	34		
Yigo	2	0	1	0	1	0	1	1	2	0	20	95.88
Dededo	5	0	0	1	0	3	1	0	0	0	50	109.81
Tamuning	0	0	0	0	0	0	1	0	0	0	13	64.40
Barrigada	0	0	0	0	0	0	0	0	0	0	6	44.73
Mangilao	0	0	1	0	0	0	0	0	0	0	15	95.51
M-T-M	1	0	0	0	0	2	0	1	0	0	16	224.75
Hagatna	0	0	0	1	0	0	0	0	0	0	3	289.58
Agaña Hts	0	0	0	0	0	0	0	0	0	0	3	79.62
Sinajana	0	0	0	0	0	0	0	0	0	0	3	119.33
Chalan Pago- Ordot	1	0	0	0	0	1	0	0	2	0	8	112.80
Asan-Maina	0	0	0	0	0	0	0	0	0	0	0	0.00
Piti	0	0	0	0	0	0	0	0	0	0	2	143.88
Santa Rita	0	0	0	0	0	0	0	0	0	0	3	53.01
Agat	1	0	0	1	0	0	0	0	0	0	8	170.39
Yona	0	0	0	0	0	0	1	1	0	0	9	138.91
Talofofo	0	0	0	0	0	0	0	0	1	0	4	133.16
Inarajan	0	0	0	0	0	0	0	0	0	0	0	0.00
Merizo	0	0	0	0	0	0	0	0	0	0	0	0.00
Umatac	0	0	0	0	0	1	0	0	0	0	0	133.16
Tourist	0	0	0	0	0	0	0	0	0	0	1	
Unknown	0	0	0	0	0	0	0	0	0	0	0	
TOTAL	10	0	2	3	1	7	4	4	5	0	165	102.66

NOTE: Rate = cases per 100,000 population for the specified period.

GUAM ANIMAL DISEASE (ZONOSSES) REPORTS
 REPORTS RECEIVED FOR THE WEEK ENDING 8/24/2013

Anaplasmosis – 1 canine

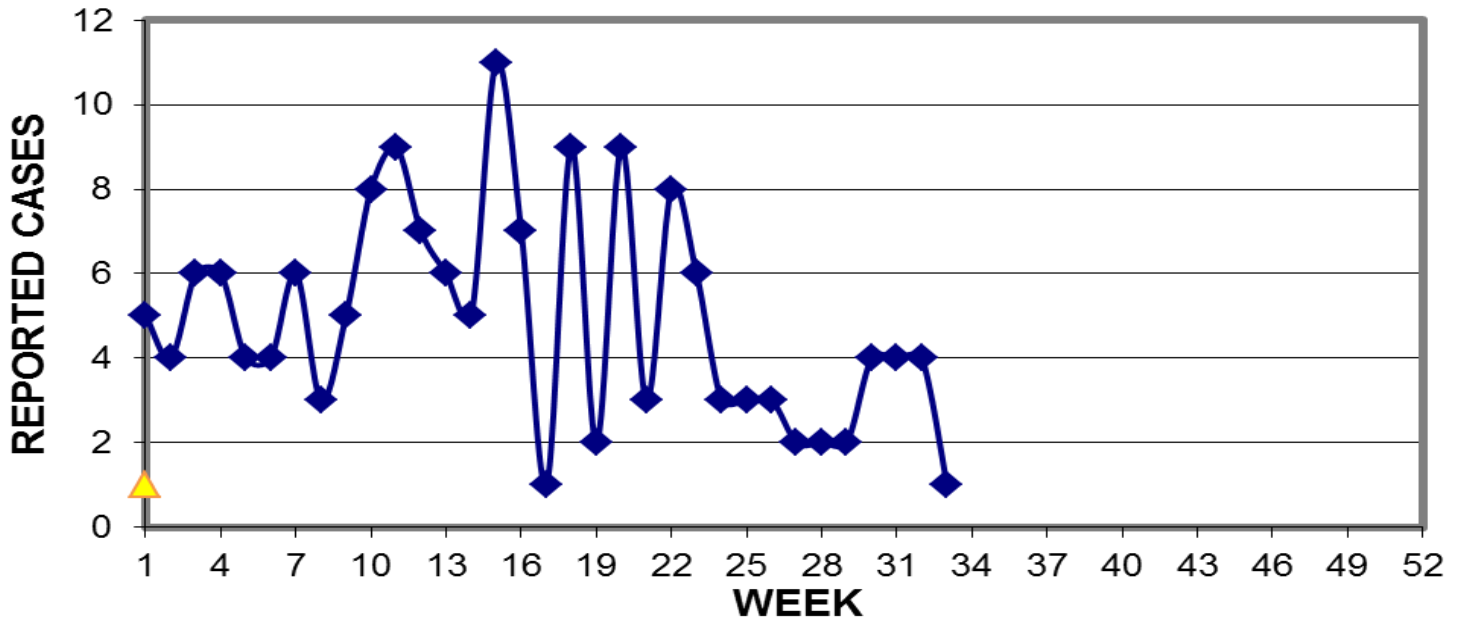
Bureau of Communicable Disease Control
Guam Department of Public Health & Social Services
ISLAND-WIDE COMMUNICABLE DISEASE REPORT

REPORTS RECEIVED FOR THE WEEK ENDING 8/24/2013

<i>Acinetobacter baumannii</i> MDRO	1
Chickenpox	1
<i>Chlamydia trachomatis</i>	4
<i>Clostridium difficile</i>	1
Conjunctivitis	1
<i>E. coli</i> MDRO	1
Gonorrhea	2
Hand, foot, and mouth disease	9*
<i>Klebsiella pneumoniae</i> MDRO	1
Meningitis, Streptococcal	1
MRSA	4
Scabies	1
Shigellosis	1
Streptococcal sore throat	7
Streptococcal disease, other	3
Tuberculosis	2
Vancomycin-resistant <i>Enterococcus</i>	2

* Three of 9 cases were reported as “viral exanthemata” but are probably cases of HFMD.

PREVENTIVE MEDICINE DEPARTMENT
 U.S. NAVAL HOSPITAL GUAM
**PNEUMONIA CASES SEEN IN GUAM MILITARY
 TREATMENT FACILITIES BY WEEK REPORTED, 2013**



□