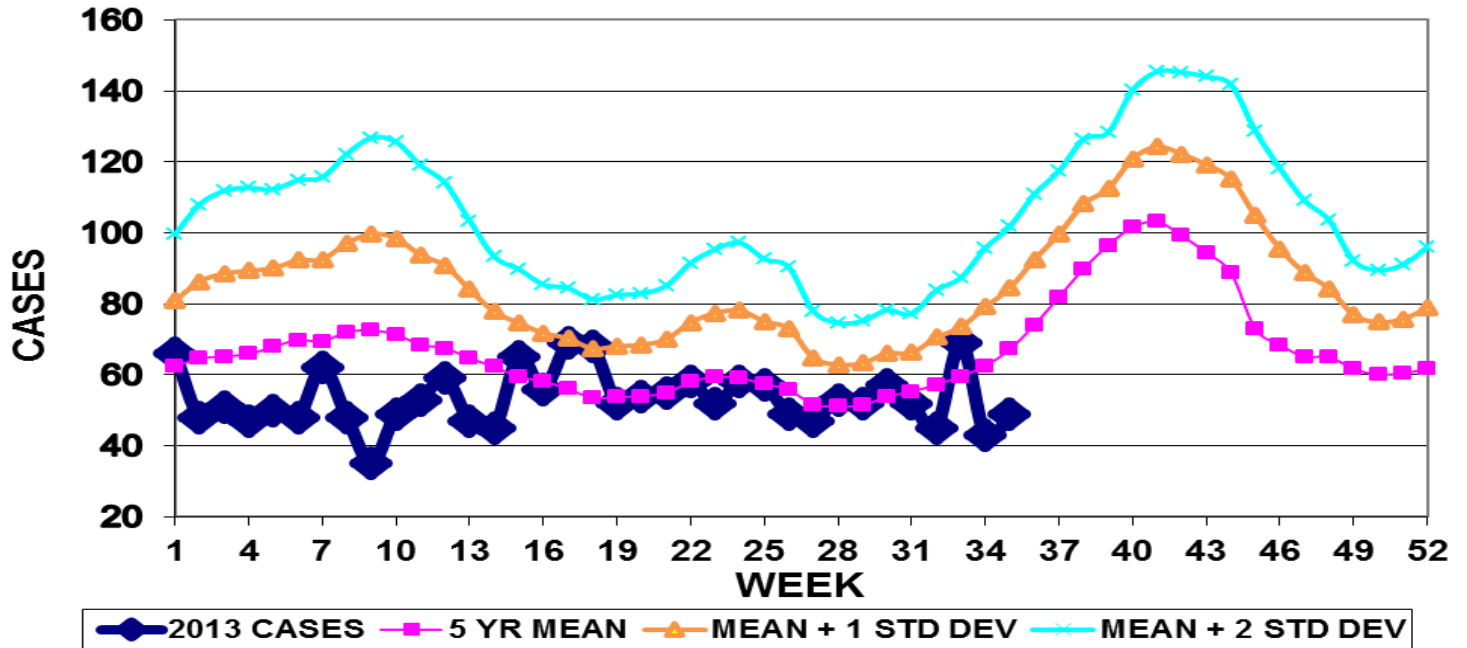


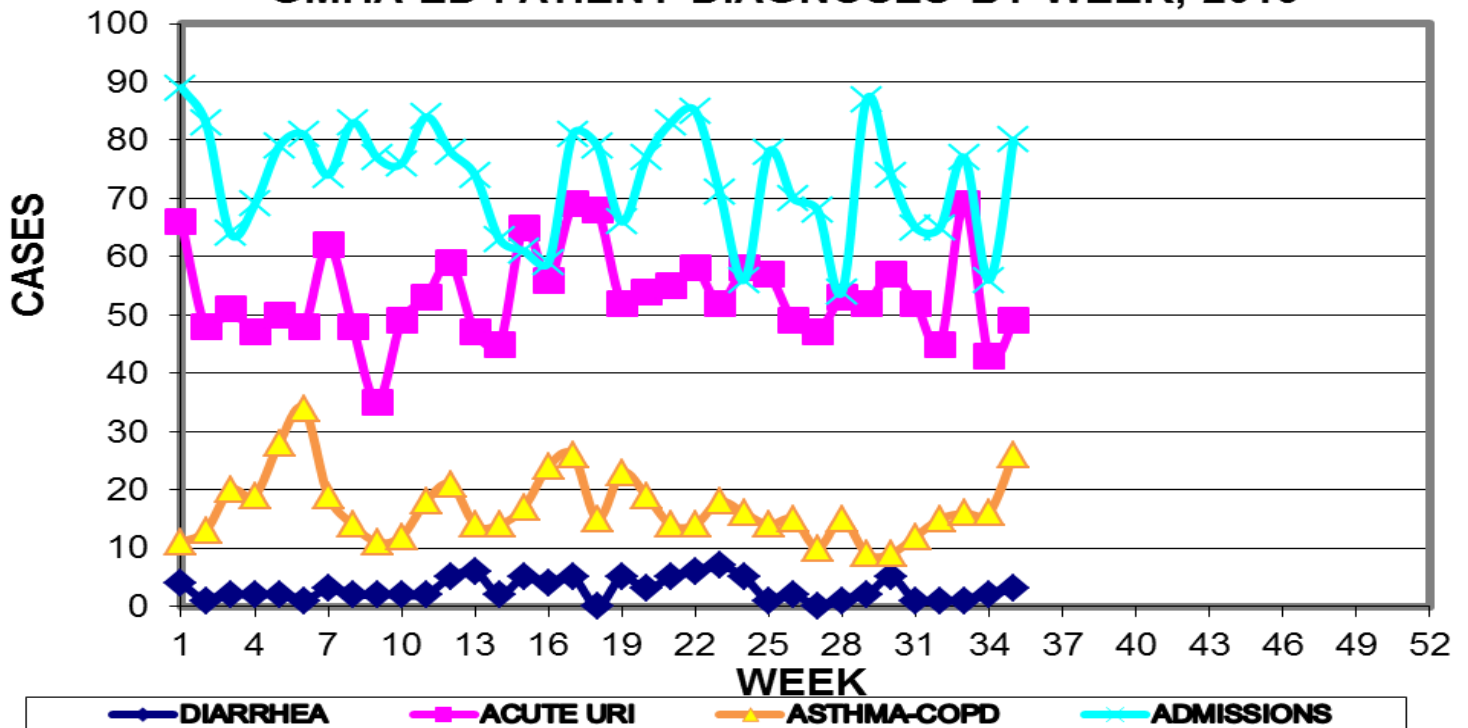
INFECTION CONTROL DEPARTMENT
 GUAM MEMORIAL HOSPITAL AUTHORITY
GUAM EPIDEMIOLOGY NEWSLETTER
 REPORT FOR WEEK ENDING: 8/31/2013 (Reporting week 2013-35)

GUAM REPORTS

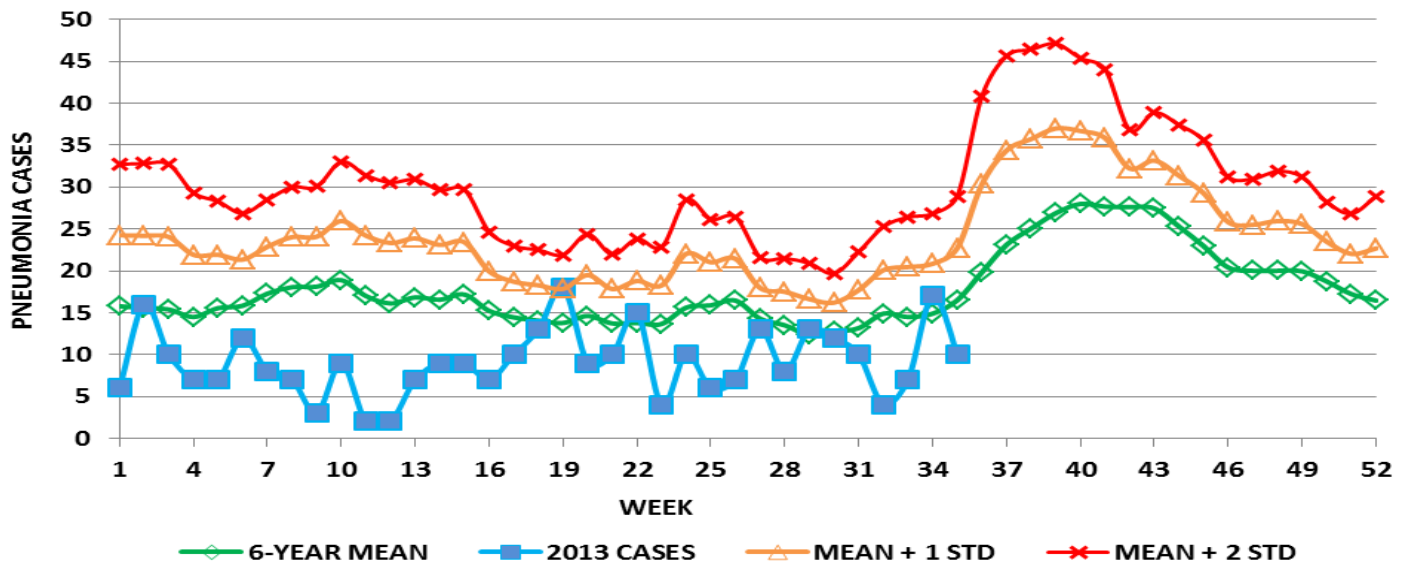
**GUAM ACUTE RESPIRATORY INFECTION SURVEILLANCE 2013;
 GMHA-EMERGENCY DEPARTMENT PATIENTS BY WEEK SEEN**



**GUAM SYNDROMIC DISEASE SURVEILLANCE
 GMHA-ED PATIENT DIAGNOSES BY WEEK, 2013**



**MEDICAL RECORDS AND INFECTION CONTROL DEPARTMENTS
GUAM MEMORIAL HOSPITAL AUTHORITY
HOSPITAL INPATIENT DISCHARGES WITH A DIAGNOSIS OF PNEUMONIA
BY WEEK DISCHARGED, 2013**



**GUAM SENTINEL PHYSICIAN INFLUENZA SURVEILLANCE
REPORTS OF INFLUENZA OR INFLUENZA-LIKE ILLNESSES
RECEIVED FOR THE WEEK ENDING 8/31/13**

Sporadic – No cases reported by sentinel physicians

(ACTIVITY LEVELS: No activity, Sporadic, Local, Regional, Widespread)

Foreign Quarantine & Enteric Diseases Section
Bureau of Communicable Disease Control

**Guam Department of Public Health & Social Services
H1N1 INFLUENZA SURVEILLANCE, WEEK 35, 2013**

NO CASES OF H1N1 REPORTED FOR WEEK 35

Cumulative 2013: 0 civilian & 0 military cases

INFECTION CONTROL DEPARTMENT
GUAM MEMORIAL HOSPITAL AUTHORITY

**HOSPITALIZATIONS FOR INFLUENZA A BY AGE
AND MORBIDITY REPORTING WEEK**

AGE	26	27	28	29	30	31	32	33	34	35	TOTAL
0-4											2
5-18											
19-24											
25-49											
50-64											
65+											
TOTAL	0	0	0	0	0	0	0	0	0	0	2

INFECTION CONTROL DEPARTMENT
 GUAM MEMORIAL HOSPITAL AUTHORITY
**GMHA-EMERGENCY DEPARTMENT CLINICAL DIAGNOSES OF INFLUENZA OR FLU-
 SYNDROME BY WEEK AND PATIENT'S VILLAGE OF RESIDENCE, 2013**
 (Villages listed geographically from northern-most to southern-most)

VILLAGE	WEEK										TOTAL	2013 RATE
	26	27	28	29	30	31	32	33	34	35		
Yigo	0	1	0	1	0	1	1	2	0	0	20	95.88
Dededo	0	0	1	0	3	1	0	0	0	1	51	112.01
Tamuning	0	0	0	0	0	1	0	0	0	2	15	74.31
Barrigada	0	0	0	0	0	0	0	0	0	0	6	44.73
Mangilao	0	1	0	0	0	0	0	0	0	1	16	101.56
M-T-M	0	0	0	0	2	0	1	0	0	1	17	224.75
Hagatna	0	0	1	0	0	0	0	0	0	0	3	289.58
Agaña Hts	0	0	0	0	0	0	0	0	0	0	3	79.62
Sinajana	0	0	0	0	0	0	0	0	0	1	4	159.11
Chalan Pago- Ordot	0	0	0	0	1	0	0	2	0	0	8	112.80
Asan-Maina	0	0	0	0	0	0	0	0	0	0	0	0.00
Piti	0	0	0	0	0	0	0	0	0	0	2	143.88
Santa Rita	0	0	0	0	0	0	0	0	0	0	3	53.01
Agat	0	0	1	0	0	0	0	0	0	0	8	170.39
Yona	0	0	0	0	0	1	1	0	0	1	10	154.34
Talofofu	0	0	0	0	0	0	0	1	0	0	4	133.16
Inarajan	0	0	0	0	0	0	0	0	0	0	0	0.00
Merizo	0	0	0	0	0	0	0	0	0	0	0	0.00
Umatac	0	0	0	0	1	0	0	0	0	0	0	133.16
Tourist	0	0	0	0	0	0	0	0	0	0	1	
Unknown	0	0	0	0	0	0	0	0	0	0	0	
TOTAL	0	2	3	1	7	4	4	5	0	7	172	107.02

NOTE: Rate = cases per 100,000 population for the specified period.

GUAM ANIMAL DISEASE (ZONOSSES) REPORTS
 REPORTS RECEIVED FOR THE WEEK ENDING 8/31/2013

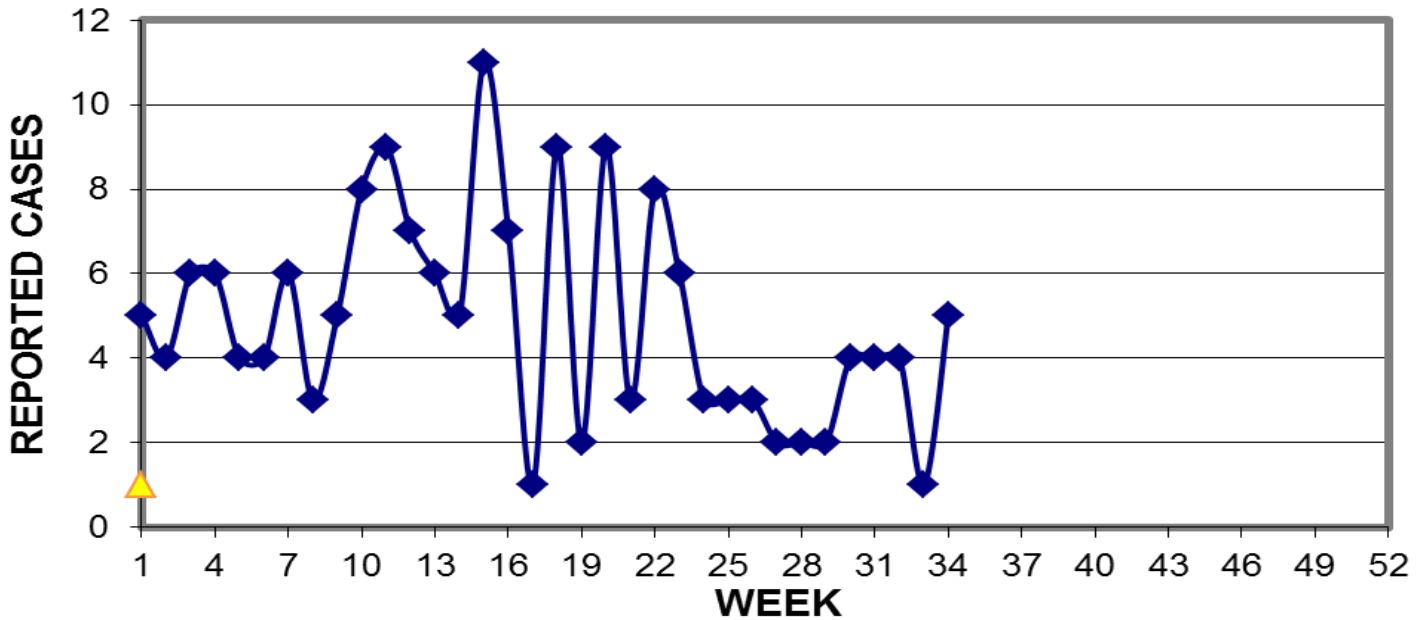
Anaplasmosis – 3 canine, Babesiosis – 3 canine, Ehrlichiosis – 1canine

Bureau of Communicable Disease Control
Guam Department of Public Health & Social Services
ISLAND-WIDE COMMUNICABLE DISEASE REPORT

REPORTS RECEIVED FOR THE WEEK ENDING 8/31/2013

<i>Acinetobacter baumannii</i> MDRO	1
Chickenpox	2
<i>Chlamydia trachomatis</i>	21
Conjunctivitis	3
<i>E. coli</i> MDRO	1
Gonorrhea	3
Hand, foot, and mouth disease	28
HPV	1
HSV 2	2
<i>Klebsiella pneumoniae</i> MDRO	2
Meningitis	2
MRSA	12
Parvovirus B19	1
Salmonellosis	1
Streptococcal sore throat	13
Streptococcal disease, other	3

PREVENTIVE MEDICINE DEPARTMENT
 U.S. NAVAL HOSPITAL GUAM
**PNEUMONIA CASES SEEN IN GUAM MILITARY
 TREATMENT FACILITIES BY WEEK REPORTED, 2013**



□