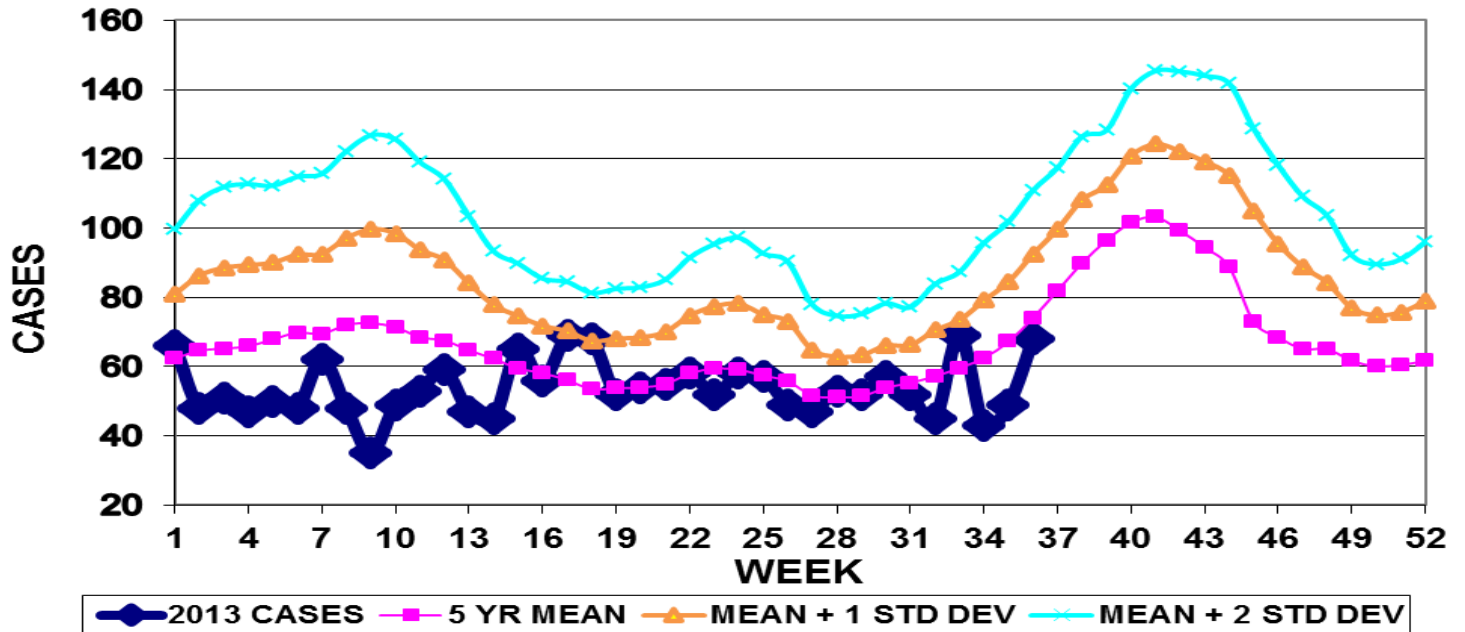


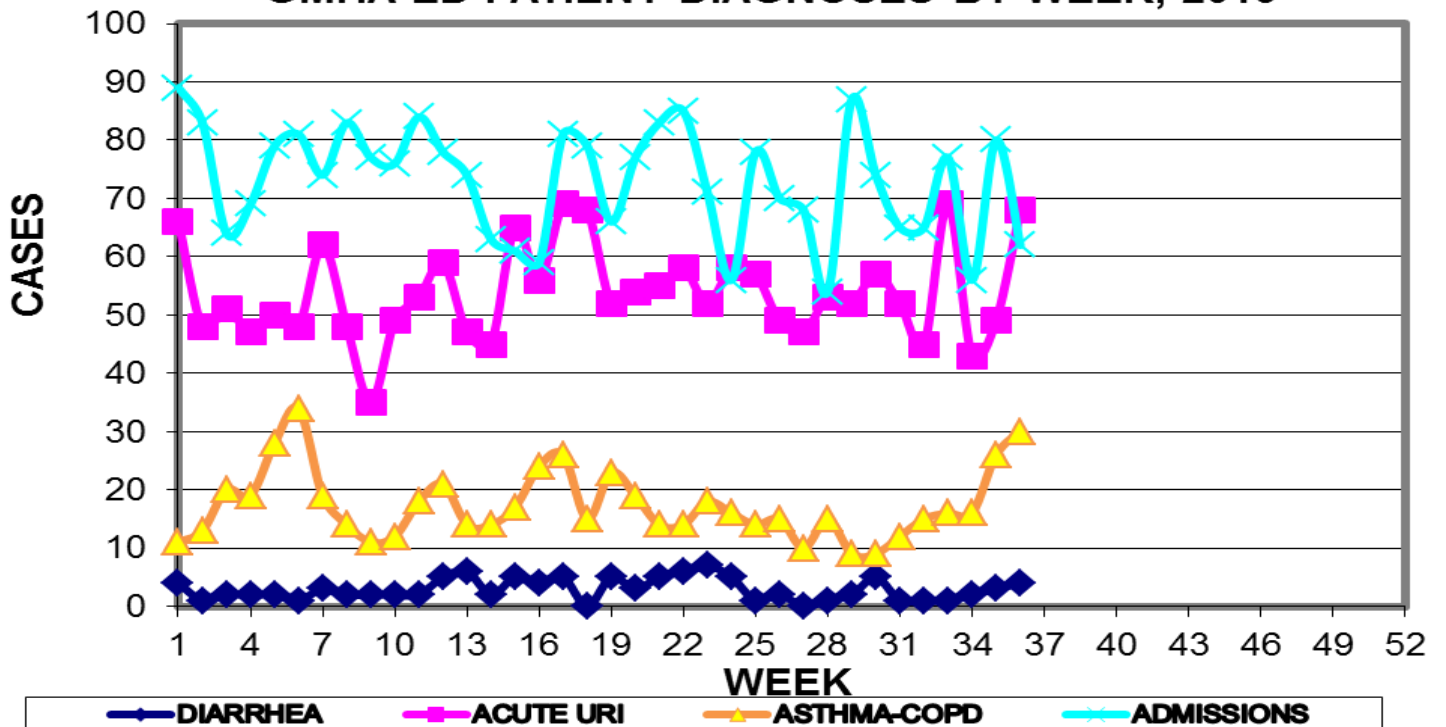
INFECTION CONTROL DEPARTMENT
 GUAM MEMORIAL HOSPITAL AUTHORITY
GUAM EPIDEMIOLOGY NEWSLETTER
 REPORT FOR WEEK ENDING: 9/7/2013 (Reporting week 2013-36)

GUAM REPORTS

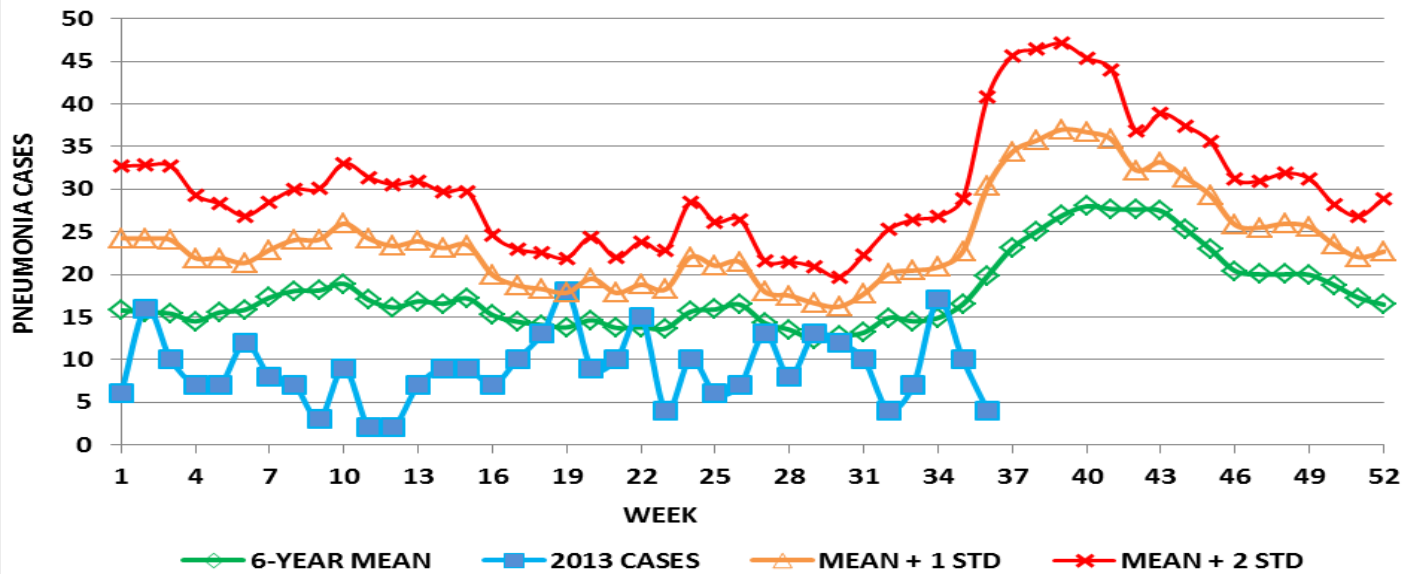
**GUAM ACUTE RESPIRATORY INFECTION SURVEILLANCE 2013;
 GMHA-EMERGENCY DEPARTMENT PATIENTS BY WEEK SEEN**



**GUAM SYNDROMIC DISEASE SURVEILLANCE
 GMHA-ED PATIENT DIAGNOSES BY WEEK, 2013**



**MEDICAL RECORDS AND INFECTION CONTROL DEPARTMENTS
GUAM MEMORIAL HOSPITAL AUTHORITY
HOSPITAL INPATIENT DISCHARGES WITH A DIAGNOSIS OF PNEUMONIA
BY WEEK DISCHARGED, 2013**



**GUAM SENTINEL PHYSICIAN INFLUENZA SURVEILLANCE
REPORTS OF INFLUENZA OR INFLUENZA-LIKE ILLNESSES
RECEIVED FOR THE WEEK ENDING 9/7/13**

Sporadic – No cases reported by sentinel physicians

(ACTIVITY LEVELS: No activity, Sporadic, Local, Regional, Widespread)

Foreign Quarantine & Enteric Diseases Section
Bureau of Communicable Disease Control

Guam Department of Public Health & Social Services

H1N1 INFLUENZA SURVEILLANCE, WEEK 36, 2013

NO CASES OF H1N1 REPORTED FOR WEEK 36

Cumulative 2013: 0 civilian & 0 military cases

INFECTION CONTROL DEPARTMENT
GUAM MEMORIAL HOSPITAL AUTHORITY

**HOSPITALIZATIONS FOR INFLUENZA A BY AGE
AND MORBIDITY REPORTING WEEK**

AGE	27	28	29	30	31	32	33	34	35	36	TOTAL
0-4											2
5-18											
19-24											
25-49											
50-64											
65+											
TOTAL	0	0	0	0	0	0	0	0	0	0	2

INFECTION CONTROL DEPARTMENT
 GUAM MEMORIAL HOSPITAL AUTHORITY
**GMHA-EMERGENCY DEPARTMENT CLINICAL DIAGNOSES OF INFLUENZA OR FLU-
 SYNDROME BY WEEK AND PATIENT'S VILLAGE OF RESIDENCE, 2013**
 (Villages listed geographically from northern-most to southern-most)

VILLAGE	WEEK										TOTAL	2013 RATE
	27	28	29	30	31	32	33	34	35	36		
Yigo	1	0	1	0	1	1	2	0	0	2	22	105.47
Dededo	0	1	0	3	1	0	0	0	1	7	51	112.01
Tamuning	0	0	0	0	1	0	0	0	2	1	16	79.26
Barrigada	0	0	0	0	0	0	0	0	0	1	7	78.28
Mangilao	1	0	0	0	0	0	0	0	1		16	101.56
M-T-M	0	0	0	2	0	1	0	0	1	1	18	252.84
Hagatna	0	1	0	0	0	0	0	0	0	0	3	289.58
Agaña Hts	0	0	0	0	0	0	0	0	0	0	3	79.62
Sinajana	0	0	0	0	0	0	0	0	1	0	4	159.11
Chalan Pago- Ordot	0	0	0	1	0	0	2	0	0	0	8	112.80
Asan-Maina	0	0	0	0	0	0	0	0	0	0	0	0.00
Piti	0	0	0	0	0	0	0	0	0	0	2	143.88
Santa Rita	0	0	0	0	0	0	0	0	0	0	3	53.01
Agat	0	1	0	0	0	0	0	0	0	0	8	170.39
Yona	0	0	0	0	1	1	0	0	1	2	12	185.21
Talofof	0	0	0	0	0	0	1	0	0	0	4	133.16
Inarajan	0	0	0	0	0	0	0	0	0	0	0	0.00
Merizo	0	0	0	0	0	0	0	0	0	0	0	0.00
Umatac	0	0	0	1	0	0	0	0	0	0	0	133.16
Tourist	0	0	0	0	0	0	0	0	0	0	1	
Unknown	0	0	0	0	0	0	0	0	0	0	0	
TOTAL	2	3	1	7	4	4	5	0	7	14	186	115.73

NOTE: Rate = cases per 100,000 population for the specified period.

GUAM ANIMAL DISEASE (ZONOSSES) REPORTS
 REPORTS RECEIVED FOR THE WEEK ENDING 9/7/2013

Babesiosis – 1 canine

Bureau of Communicable Disease Control
Guam Department of Public Health & Social Services
ISLAND-WIDE COMMUNICABLE DISEASE REPORT

REPORTS RECEIVED FOR THE WEEK ENDING 9/7/2013

<i>Acinetobacter baumannii</i> MDRO	1
Chickenpox	5
<i>Chlamydia trachomatis</i>	12
Conjunctivitis	18
<i>E. coli</i> MDRO	1
Gonorrhea	5
Hand, foot, and mouth disease	22
HPV	8
HSV 2	6
MRSA	10
Parvovirus B19	3
RSV	1
<i>Salmonella</i> Oranienburg	1
Scabies	6
Scombroid-type fish poisoning	2
Stevens-Johnson syndrome	1
Streptococcal sore throat	4
Streptococcal disease, other	2
Tuberculosis, pulmonary	1

PREVENTIVE MEDICINE DEPARTMENT
 U.S. NAVAL HOSPITAL GUAM
**PNEUMONIA CASES SEEN IN GUAM MILITARY
 TREATMENT FACILITIES BY WEEK REPORTED, 2013**

