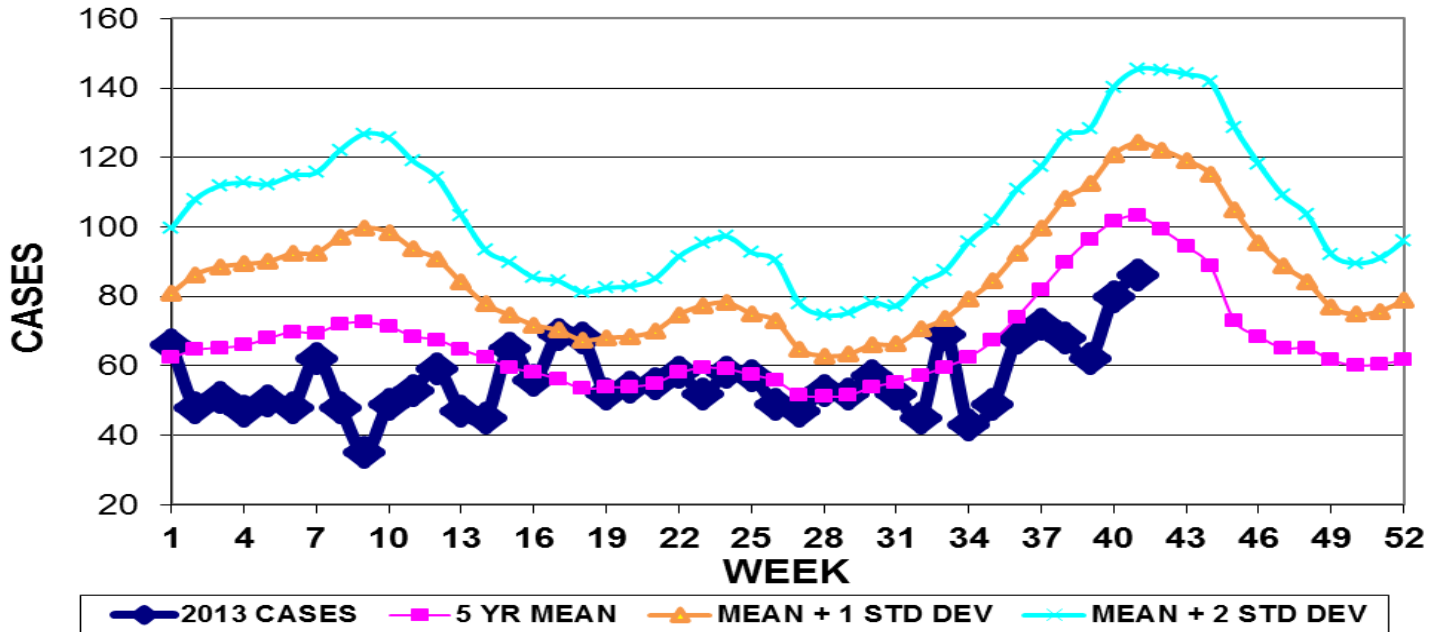


GUAM EPIDEMIOLOGY NEWSLETTER

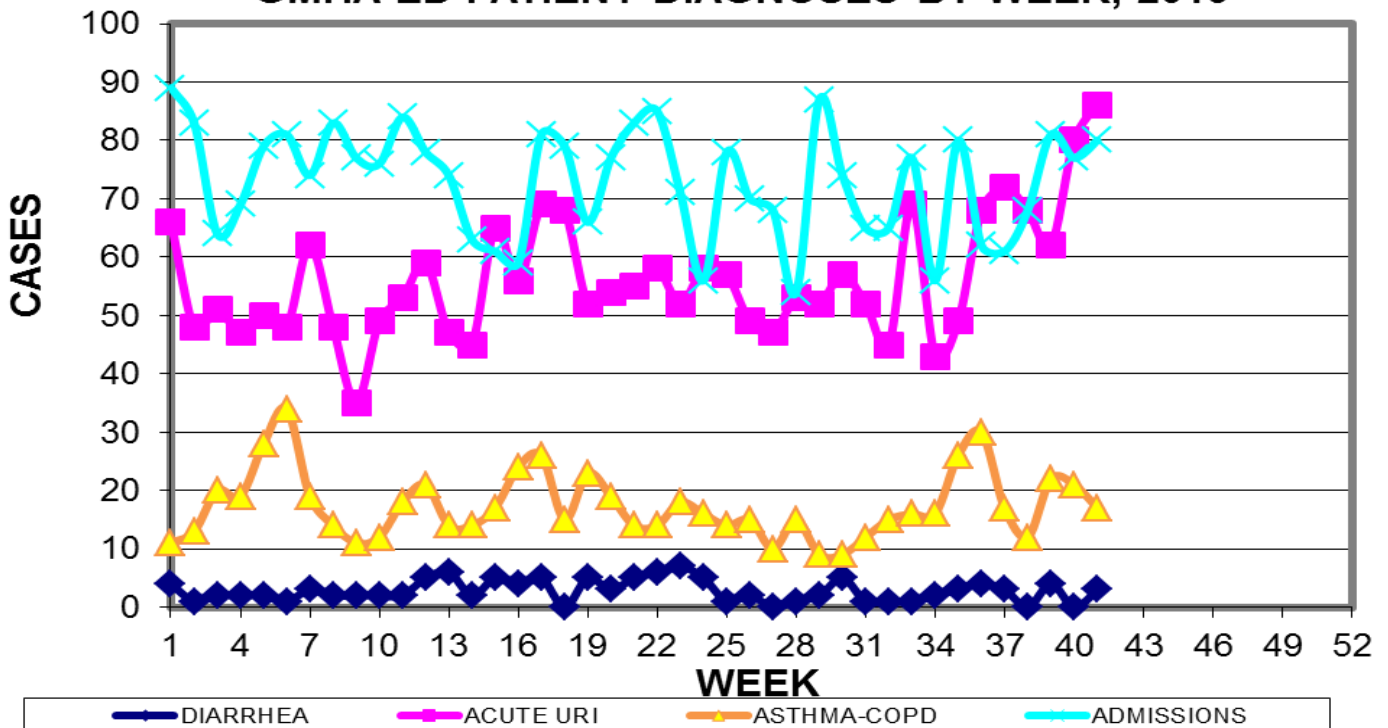
REPORT FOR WEEK ENDING: 10/12/2013 (Reporting week 2013-41)

GUAM REPORTS

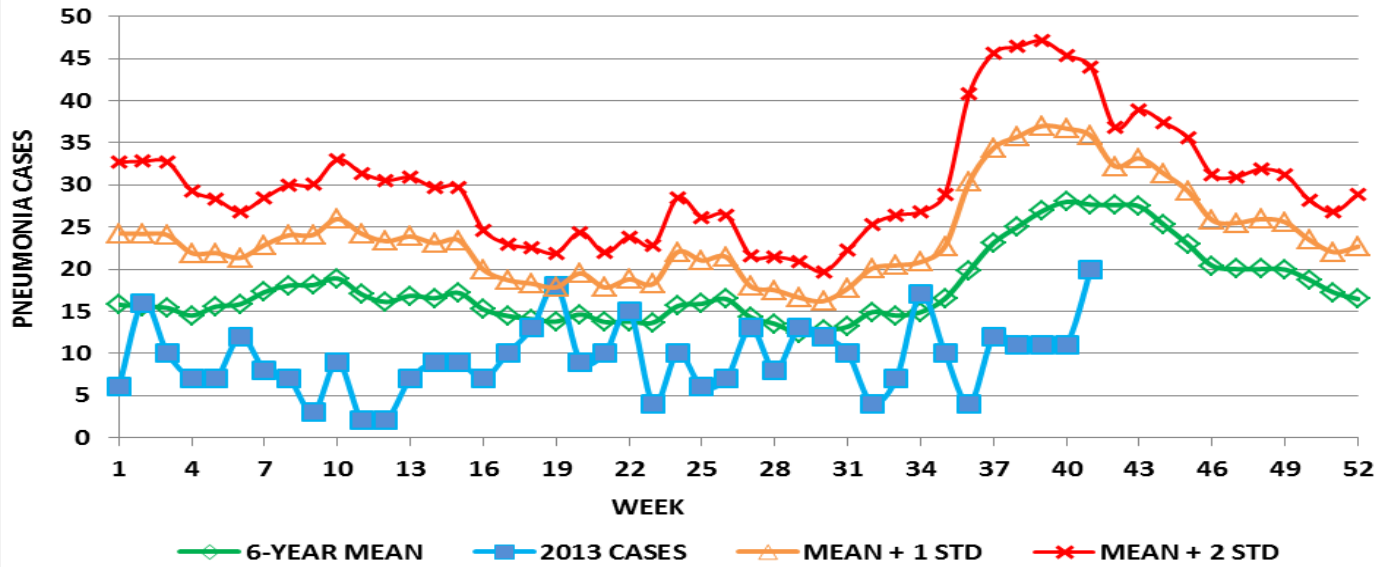
**GUAM ACUTE RESPIRATORY INFECTION SURVEILLANCE 2013;
 GMHA-EMERGENCY DEPARTMENT PATIENTS BY WEEK SEEN**



**GUAM SYNDROMIC DISEASE SURVEILLANCE
 GMHA-ED PATIENT DIAGNOSES BY WEEK, 2013**



**MEDICAL RECORDS AND INFECTION CONTROL DEPARTMENTS
GUAM MEMORIAL HOSPITAL AUTHORITY
HOSPITAL INPATIENT DISCHARGES WITH A DIAGNOSIS OF PNEUMONIA
BY WEEK DISCHARGED, 2013**



**GUAM SENTINEL PHYSICIAN INFLUENZA SURVEILLANCE
REPORTS OF INFLUENZA OR INFLUENZA-LIKE ILLNESSES
RECEIVED FOR THE WEEK ENDING 10/12/13**

Sporadic – No cases reported by sentinel physicians

(ACTIVITY LEVELS: No activity, Sporadic, Local, Regional, Widespread)

Foreign Quarantine & Enteric Diseases Section
Bureau of Communicable Disease Control

Guam Department of Public Health & Social Services

H1N1 INFLUENZA SURVEILLANCE, WEEK 41, 2013

NO CASES OF H1N1 REPORTED FOR WEEK 41

Cumulative 2013: 0 civilian & 0 military cases

INFECTION CONTROL DEPARTMENT
GUAM MEMORIAL HOSPITAL AUTHORITY

**HOSPITALIZATIONS FOR INFLUENZA A BY AGE
AND MORBIDITY REPORTING WEEK**

AGE	32	33	34	35	36	37	38	39	40	41	TOTAL
0-4											2
5-18											
19-24											
25-49											
50-64											
65+											
TOTAL	0	0	0	0	0	0	0	0	0	0	2

INFECTION CONTROL DEPARTMENT
 GUAM MEMORIAL HOSPITAL AUTHORITY
**GMHA-EMERGENCY DEPARTMENT CLINICAL DIAGNOSES OF INFLUENZA OR FLU-
 SYNDROME BY WEEK AND PATIENT'S VILLAGE OF RESIDENCE, 2013**
 (Villages listed geographically from northern-most to southern-most)

VILLAGE	WEEK										TOTAL	2013 RATE
	32	33	34	35	36	37	38	39	40	41		
Yigo	1	2	0	0	2	0	3	1	0	2	28	134.23
Dededo	0	0	0	1	7	1	4	2	4	6	75	164.72
Tamuning	0	0	0	2	1	2	2	0	2	2	24	118.89
Barrigada	0	0	0	0	1	2	6	1	1	3	20	223.66
Mangilao	0	0	0	1	0	0	1	2	0	0	19	120.60
M-T-M	1	0	0	1	1	0	1	0	2	4	25	315.17
Hagatna	0	0	0	0	0	0	0	0	0	0	3	289.58
Agaña Hts	0	0	0	0	0	0	1	0	0	0	4	106.16
Sinajana	0	0	0	1	0	0	1	0	0	0	5	198.89
Chalan Pago- Ordot	0	2	0	0	0	0	1	1	2	0	12	169.20
Asan-Maina	0	0	0	0	0	0	0	0	0	0	0	0.00
Piti	0	0	0	0	0	0	1	0	0	0	3	215.83
Santa Rita	0	0	0	0	0	0	0	1	0	0	4	70.68
Agat	0	0	0	0	0	0	1	0	0	1	10	201.99
Yona	1	0	0	1	2	0	0	0	1	0	13	200.65
Talofofo	0	1	0	0	0	0	2	0	0	1	7	233.26
Inarajan	0	0	0	0	0	0	0	0	0	0	0	0.00
Merizo	0	0	0	0	0	0	0	0	0	0	0	0.00
Umatac	0	0	0	0	0	0	0	0	0	0	0	133.16
Tourist	0	0	0	0	0	0	0	0	0	0	1	
Unknown	0	0	0	0	0	0	0	0	0	0	0	
TOTAL	4	5	0	7	14	5	24	8	12	19	254	158.03

NOTE: Rate = cases per 100,000 population for the specified period.

GUAM ANIMAL DISEASE (ZONOSSES) REPORTS
 REPORTS RECEIVED FOR THE WEEK ENDING 10/12/2013

Babesiosis – 1 canine

Bureau of Communicable Disease Control
Guam Department of Public Health & Social Services
ISLAND-WIDE COMMUNICABLE DISEASE REPORT

REPORTS RECEIVED FOR THE WEEK ENDING 10/12/2013

<i>Chlamydia trachomatis</i>	17
Conjunctivitis	5
<i>E. coli</i> MDR	1
Hand, foot, and mouth disease	4
Hepatitis C	1
HSV 2	1
Influenza (not typed)	1
Influenza A	1
Influenza B	1
<i>Klebsiella pneumoniae</i> MDR	2
MRSA	5
Respiratory syncytial virus	2
<i>Salmonella</i> sp.	1
Scabies	2
Streptococcal sore throat	3
Streptococcal disease, other	1
Tuberculosis, pulmonary	3

PREVENTIVE MEDICINE DEPARTMENT
 U.S. NAVAL HOSPITAL GUAM
**PNEUMONIA CASES SEEN IN GUAM MILITARY
 TREATMENT FACILITIES BY WEEK REPORTED, 2013**

