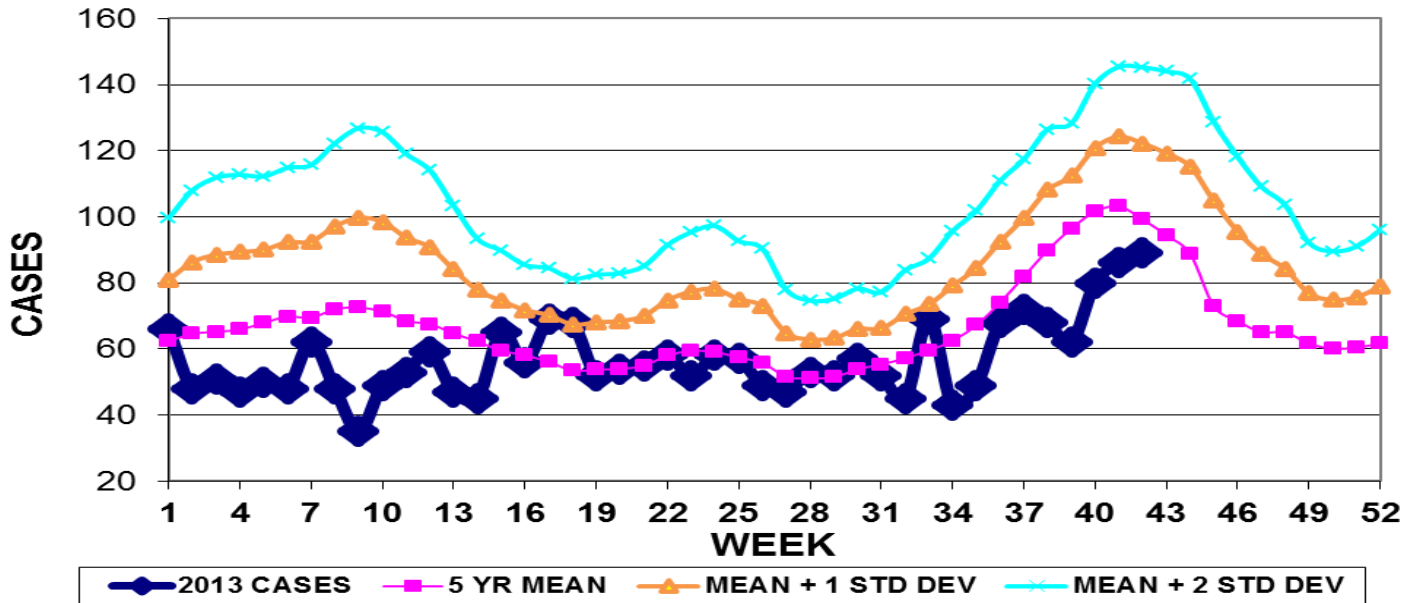


GUAM EPIDEMIOLOGY NEWSLETTER

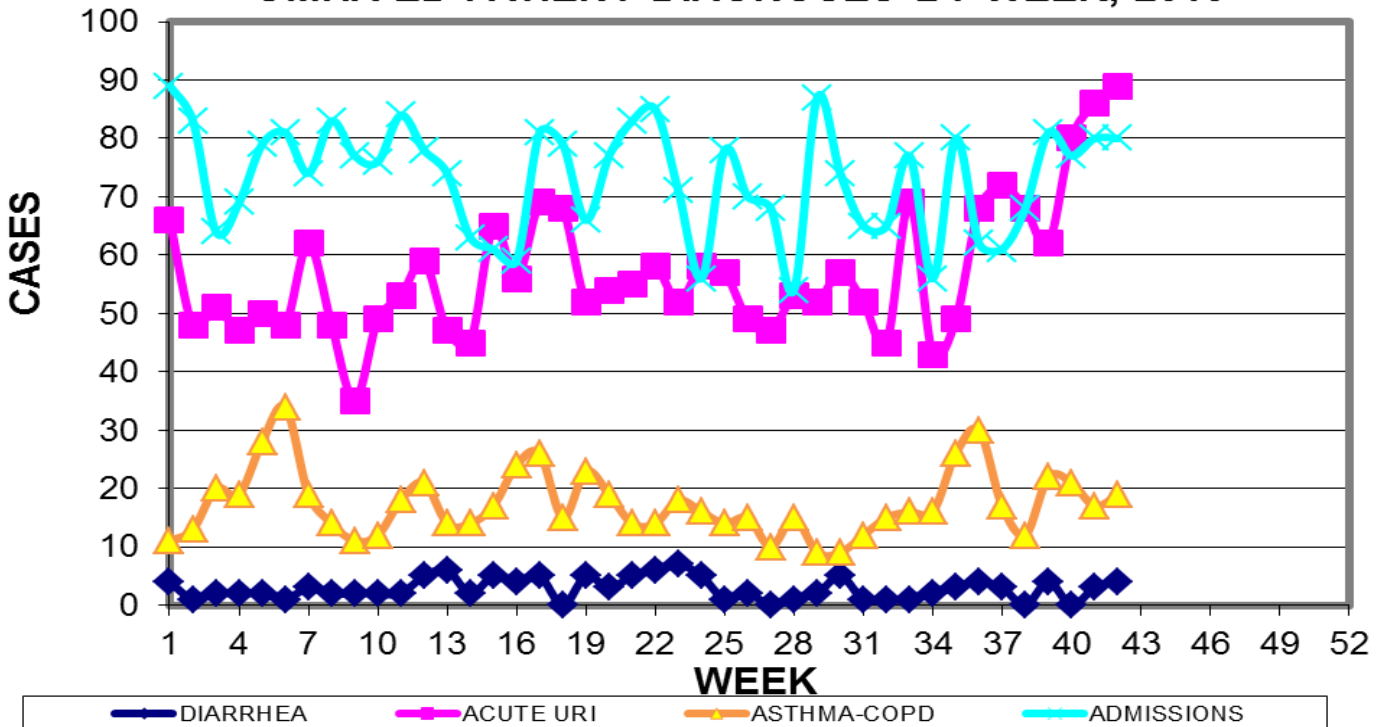
REPORT FOR WEEK ENDING: 10/19/2013 (Reporting week 2013-42)

GUAM REPORTS

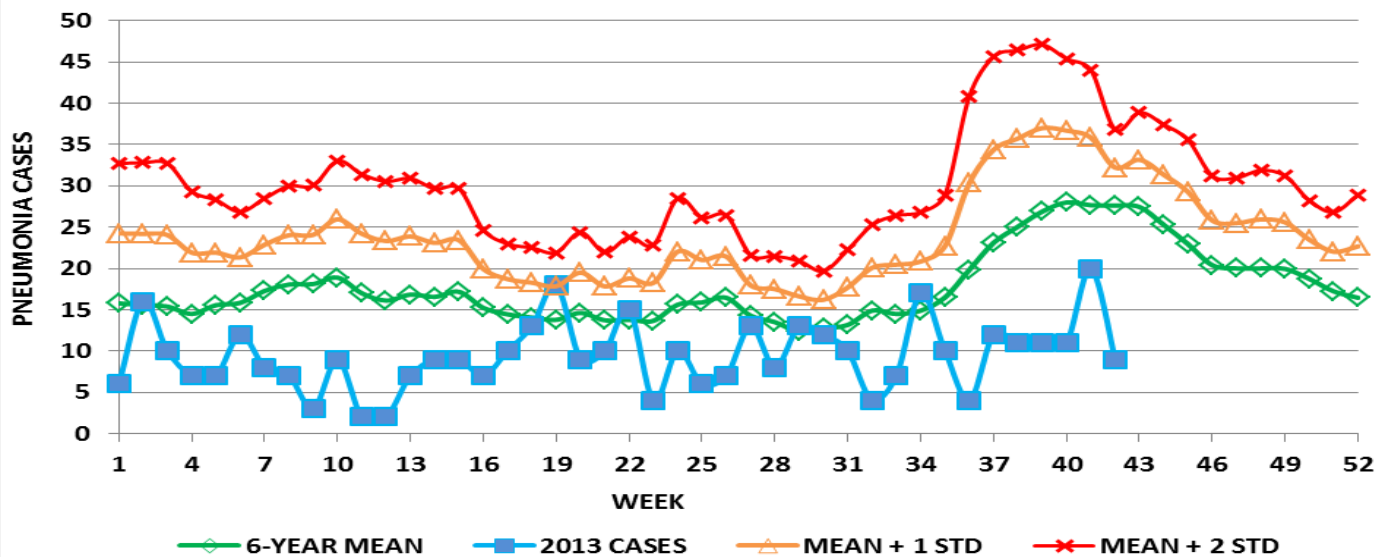
**GUAM ACUTE RESPIRATORY INFECTION SURVEILLANCE 2013;
 GMHA-EMERGENCY DEPARTMENT PATIENTS BY WEEK SEEN**



**GUAM SYNDROMIC DISEASE SURVEILLANCE
 GMHA-ED PATIENT DIAGNOSES BY WEEK, 2013**



**MEDICAL RECORDS AND INFECTION CONTROL DEPARTMENTS
GUAM MEMORIAL HOSPITAL AUTHORITY
HOSPITAL INPATIENT DISCHARGES WITH A DIAGNOSIS OF PNEUMONIA
BY WEEK DISCHARGED, 2013**



**GUAM SENTINEL PHYSICIAN INFLUENZA SURVEILLANCE
REPORTS OF INFLUENZA OR INFLUENZA-LIKE ILLNESSES
RECEIVED FOR THE WEEK ENDING 10/19/13**

Sporadic – No cases reported by sentinel physicians

(ACTIVITY LEVELS: No activity, Sporadic, Local, Regional, Widespread)

Foreign Quarantine & Enteric Diseases Section
Bureau of Communicable Disease Control

Guam Department of Public Health & Social Services

H1N1 INFLUENZA SURVEILLANCE, WEEK 42, 2013

NO CASES OF H1N1 REPORTED FOR WEEK 42

Cumulative 2013: 0 civilian & 0 military cases

INFECTION CONTROL DEPARTMENT
GUAM MEMORIAL HOSPITAL AUTHORITY

**HOSPITALIZATIONS FOR INFLUENZA A BY AGE
AND MORBIDITY REPORTING WEEK**

AGE	33	34	35	36	37	38	39	40	41	42	TOTAL
0-4											2
5-18											
19-24											
25-49											
50-64											
65+											
TOTAL	0	0	0	0	0	0	0	0	0	0	2

INFECTION CONTROL DEPARTMENT
 GUAM MEMORIAL HOSPITAL AUTHORITY
**GMHA-EMERGENCY DEPARTMENT CLINICAL DIAGNOSES OF INFLUENZA OR FLU-
 SYNDROME BY WEEK AND PATIENT'S VILLAGE OF RESIDENCE, 2013**
 (Villages listed geographically from northern-most to southern-most)

VILLAGE	WEEK										TOTAL	2013 RATE
	33	34	35	36	37	38	39	40	41	42		
Yigo	2	0	0	2	0	3	1	0	2	1	29	139.03
Dededo	0	0	1	7	1	4	2	4	6	3	78	171.31
Tamuning	0	0	2	1	2	2	0	2	2	2	26	128.80
Barrigada	0	0	0	1	2	6	1	1	3	1	21	234.85
Mangilao	0	0	1	0	0	1	2	0	0	0	19	120.60
M-T-M	0	0	1	1	0	1	0	2	4	2	27	379.27
Hagatna	0	0	0	0	0	0	0	0	0	0	3	289.58
Agaña Hts	0	0	0	0	0	1	0	0	0	0	4	106.16
Sinajana	0	0	1	0	0	1	0	0	0	0	5	198.89
Chalan Pago- Ordot	2	0	0	0	0	1	1	2	0	2	14	197.41
Asan-Maina	0	0	0	0	0	0	0	0	0	0	0	0.00
Piti	0	0	0	0	0	1	0	0	0	0	3	215.83
Santa Rita	0	0	0	0	0	0	1	0	0	1	5	88.35
Agat	0	0	0	0	0	1	0	0	1	0	10	201.99
Yona	0	0	1	2	0	0	0	1	0	1	14	216.08
Talofofo	1	0	0	0	0	2	0	0	1	1	8	266.58
Inarajan	0	0	0	0	0	0	0	0	0	0	0	0.00
Merizo	0	0	0	0	0	0	0	0	0	0	0	0.00
Umatac	0	0	0	0	0	0	0	0	0	0	0	133.16
Tourist	0	0	0	0	0	0	0	0	0	0	1	
Unknown	0	0	0	0	0	0	0	0	0	0	0	
TOTAL	5	0	7	14	5	24	8	12	19	14	268	166.75

NOTE: Rate = cases per 100,000 population for the specified period.

GUAM ANIMAL DISEASE (ZONOSSES) REPORTS
 REPORTS RECEIVED FOR THE WEEK ENDING 10/19/2013

Anaplasmosis – 1 canine, Babesiosis – 1 canine

Bureau of Communicable Disease Control
Guam Department of Public Health & Social Services
ISLAND-WIDE COMMUNICABLE DISEASE REPORT

REPORTS RECEIVED FOR THE WEEK ENDING 10/19/2013

<i>Acinetobacter baumannii</i>	1
Chickenpox	1
<i>Chlamydia trachomatis</i>	20
Conjunctivitis	12
<i>E. coli</i> MDR	3
Gonorrhea	1
Hand, foot, and mouth disease	3
Hepatitis C	1
HSV 2	1
Influenza A	1
MRSA	5
Respiratory syncytial virus	5
Scabies	5
Streptococcal disease, other than SST	3
VRE	1

PREVENTIVE MEDICINE DEPARTMENT
 U.S. NAVAL HOSPITAL GUAM
**PNEUMONIA CASES SEEN IN GUAM MILITARY
 TREATMENT FACILITIES BY WEEK REPORTED, 2013**

