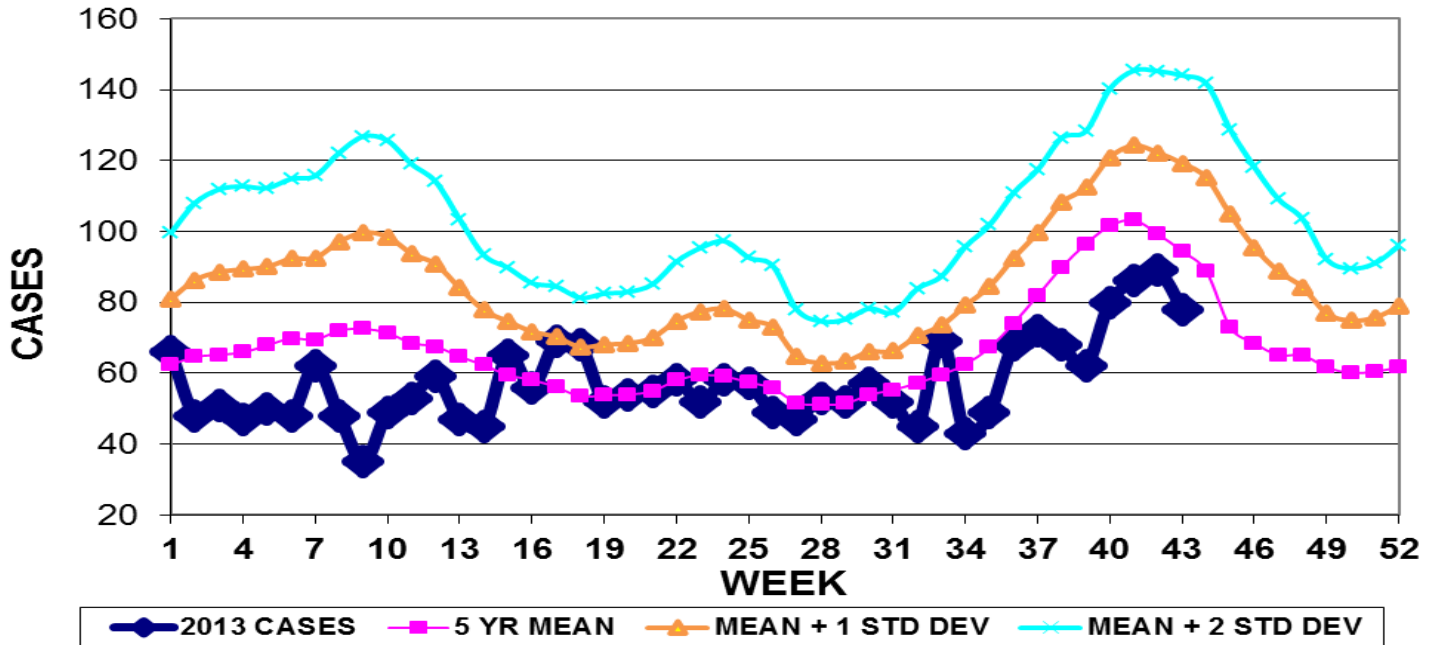


**GUAM EPIDEMIOLOGY NEWSLETTER**

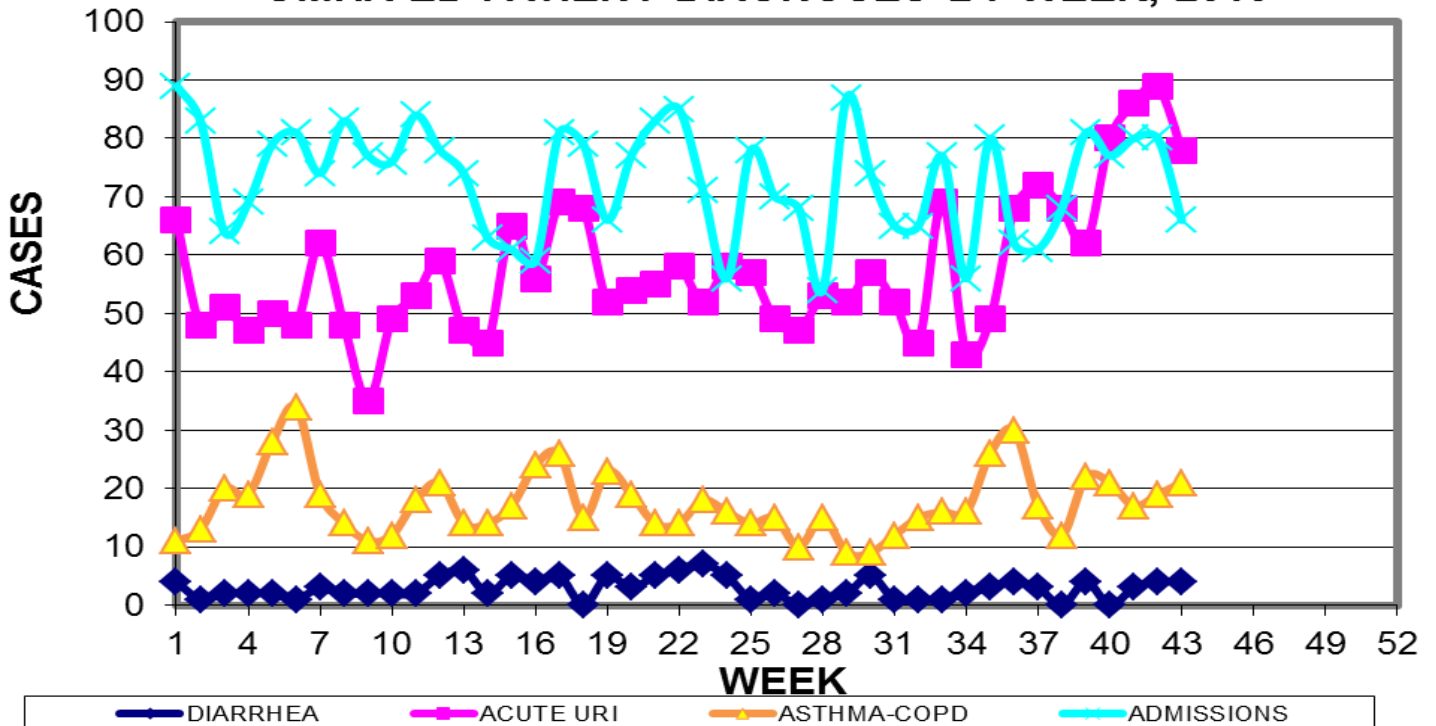
REPORT FOR WEEK ENDING: 10/26/2013 (Reporting week 2013-43)

**GUAM REPORTS**

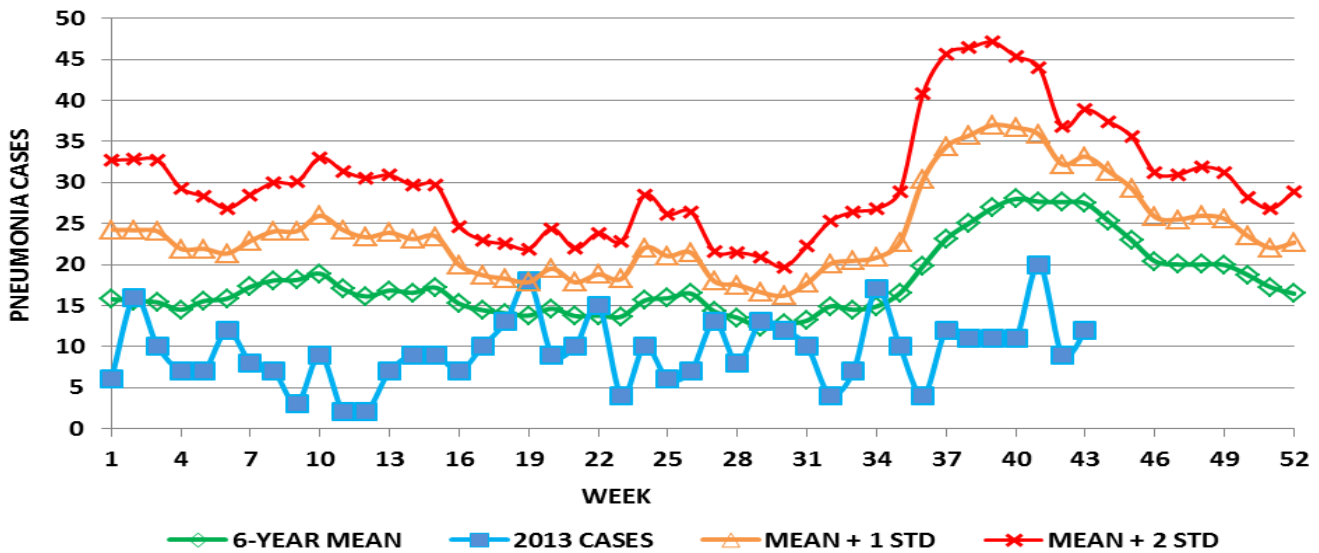
**GUAM ACUTE RESPIRATORY INFECTION SURVEILLANCE 2013;  
 GMHA-EMERGENCY DEPARTMENT PATIENTS BY WEEK SEEN**



**GUAM SYNDROMIC DISEASE SURVEILLANCE  
 GMHA-ED PATIENT DIAGNOSES BY WEEK, 2013**



**MEDICAL RECORDS AND INFECTION CONTROL DEPARTMENTS  
GUAM MEMORIAL HOSPITAL AUTHORITY  
HOSPITAL INPATIENT DISCHARGES WITH A DIAGNOSIS OF PNEUMONIA  
BY WEEK DISCHARGED, 2013**



**GUAM SENTINEL PHYSICIAN INFLUENZA SURVEILLANCE  
REPORTS OF INFLUENZA OR INFLUENZA-LIKE ILLNESSES  
RECEIVED FOR THE WEEK ENDING 10/26/13**

Sporadic – No cases reported by sentinel physicians

(ACTIVITY LEVELS: No activity, Sporadic, Local, Regional, Widespread)

Foreign Quarantine & Enteric Diseases Section  
Bureau of Communicable Disease Control

Guam Department of Public Health & Social Services

**H1N1 INFLUENZA SURVEILLANCE, WEEK 43, 2013**

**NO CASES OF H1N1 REPORTED FOR WEEK 43**

**Cumulative 2013: 0 civilian & 0 military cases**

INFECTION CONTROL DEPARTMENT  
GUAM MEMORIAL HOSPITAL AUTHORITY

**HOSPITALIZATIONS FOR INFLUENZA A BY AGE  
AND MORBIDITY REPORTING WEEK**

AGE	34	35	36	37	38	39	40	41	42	43	TOTAL
0-4											2
5-18										1	1
19-24											
25-49											
50-64											
65+											
TOTAL	0	0	0	0	0	0	0	0	0	0	3

INFECTION CONTROL DEPARTMENT  
 GUAM MEMORIAL HOSPITAL AUTHORITY  
**GMHA-EMERGENCY DEPARTMENT CLINICAL DIAGNOSES OF INFLUENZA OR FLU-  
 SYNDROME BY WEEK AND PATIENT'S VILLAGE OF RESIDENCE, 2013**  
 (Villages listed geographically from northern-most to southern-most)

VILLAGE	WEEK										TOTAL	2013 RATE
	34	35	36	37	38	39	40	41	42	43		
Yigo	0	0	2	0	3	1	0	2	1	5	34	163.00
Dededo	0	1	7	1	4	2	4	6	3	4	82	180.09
Tamuning	0	2	1	2	2	0	2	2	2	1	27	133.75
Barrigada	0	0	1	2	6	1	1	3	1	2	23	257.21
Mangilao	0	1	0	0	1	2	0	0	0	0	19	120.60
M-T-M	0	1	1	0	1	0	2	4	2	2	29	407.36
Hagatna	0	0	0	0	0	0	0	0	0	1	4	386.10
Agaña Hts	0	0	0	0	1	0	0	0	0	0	4	106.16
Sinajana	0	1	0	0	1	0	0	0	0	3	8	318.22
Chalan Pago- Ordot	0	0	0	0	1	1	2	0	2	0	14	197.41
Asan-Maina	0	0	0	0	0	0	0	0	0	1	1	46.49
Piti	0	0	0	0	1	0	0	0	0	0	3	215.83
Santa Rita	0	0	0	0	0	1	0	0	1	0	5	88.35
Agat	0	0	0	0	1	0	0	1	0	0	10	201.99
Yona	0	1	2	0	0	0	1	0	1	0	14	216.08
Talofofo	0	0	0	0	2	0	0	1	1	1	9	299.90
Inarajan	0	0	0	0	0	0	0	0	0	1	1	49.04
Merizo	0	0	0	0	0	0	0	0	0	0	0	0.00
Umatac	0	0	0	0	0	0	0	0	0	0	0	133.16
Tourist	0	0	0	0	0	0	0	0	0	0	1	
Unknown	0	0	0	0	0	0	0	0	0	0	0	
<b>TOTAL</b>	<b>0</b>	<b>7</b>	<b>14</b>	<b>5</b>	<b>24</b>	<b>8</b>	<b>12</b>	<b>19</b>	<b>14</b>	<b>21</b>	<b>289</b>	<b>179.81</b>

NOTE: Rate = cases per 100,000 population for the specified period.

**GUAM ANIMAL DISEASE (ZONOSSES) REPORTS**  
 REPORTS RECEIVED FOR THE WEEK ENDING 10/26/2013

Babesiosis – 1 canine

Bureau of Communicable Disease Control  
**Guam Department of Public Health & Social Services**  
**ISLAND-WIDE COMMUNICABLE DISEASE REPORT**

REPORTS RECEIVED FOR THE WEEK ENDING 10/26/2013

<i>Chlamydia trachomatis</i>	21
<i>E. coli</i> MDR	2
Gonorrhea	1
Influenza A	2
<i>Klebsiella pneumonia</i> MDR	2
MRSA	9
Respiratory syncytial virus	8
Salmonellosis	2
Streptococcal sore throat	14
Streptococcal disease, other than SST	7
VRE	1

PREVENTIVE MEDICINE DEPARTMENT  
 U.S. NAVAL HOSPITAL GUAM  
**PNEUMONIA CASES SEEN IN GUAM MILITARY  
 TREATMENT FACILITIES BY WEEK REPORTED, 2013**

