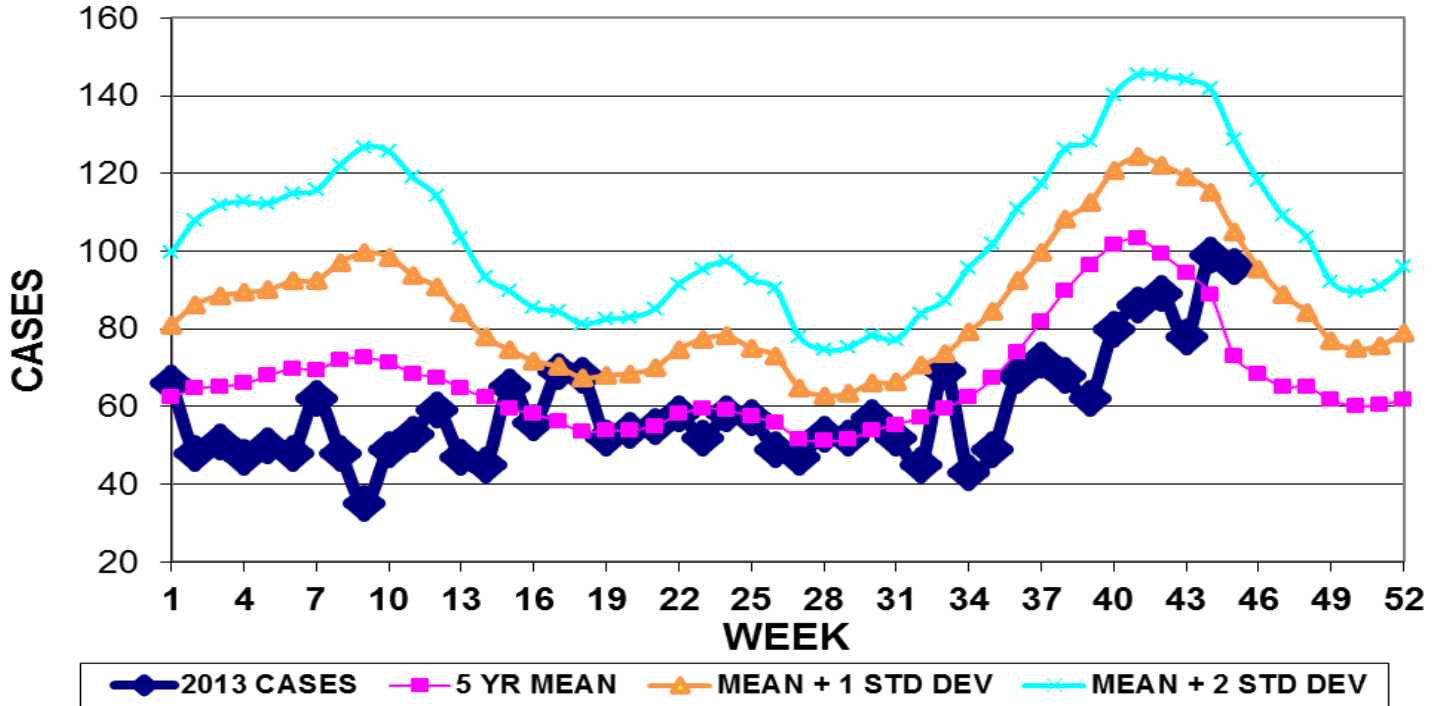


**GUAM EPIDEMIOLOGY NEWSLETTER**

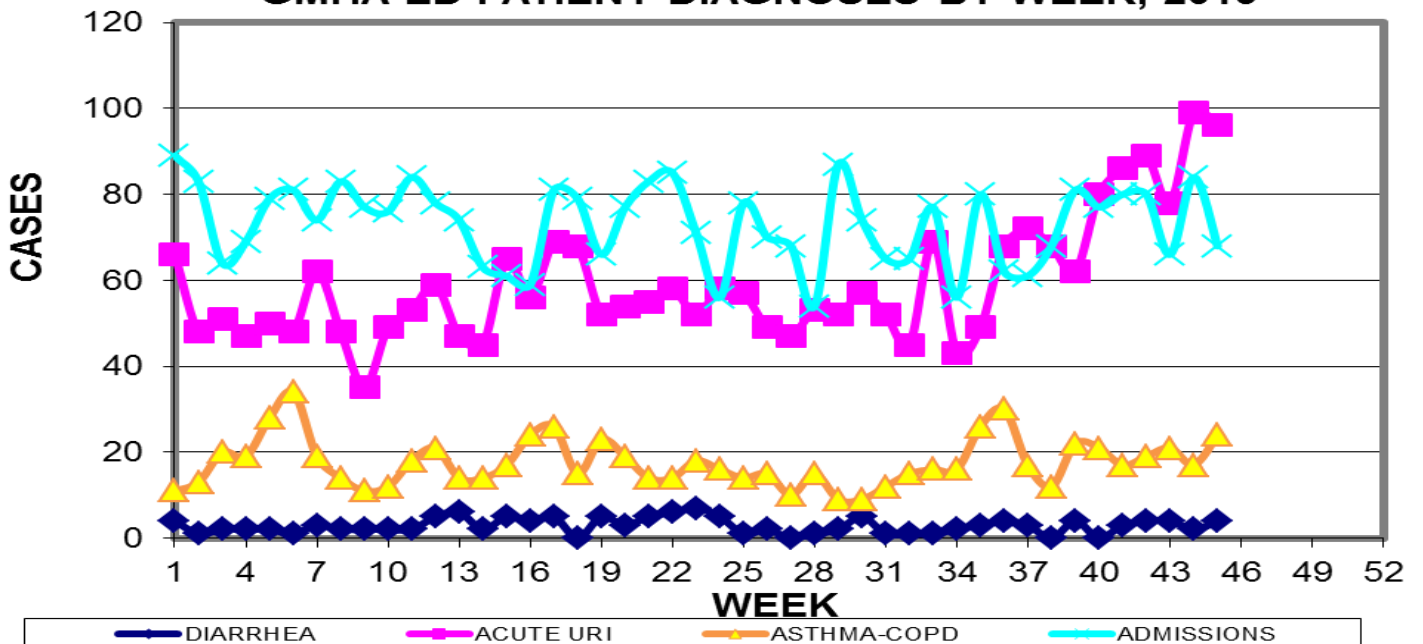
REPORT FOR WEEK ENDING: 11/9/2013 (Reporting week 2013-45)

**GUAM REPORTS**

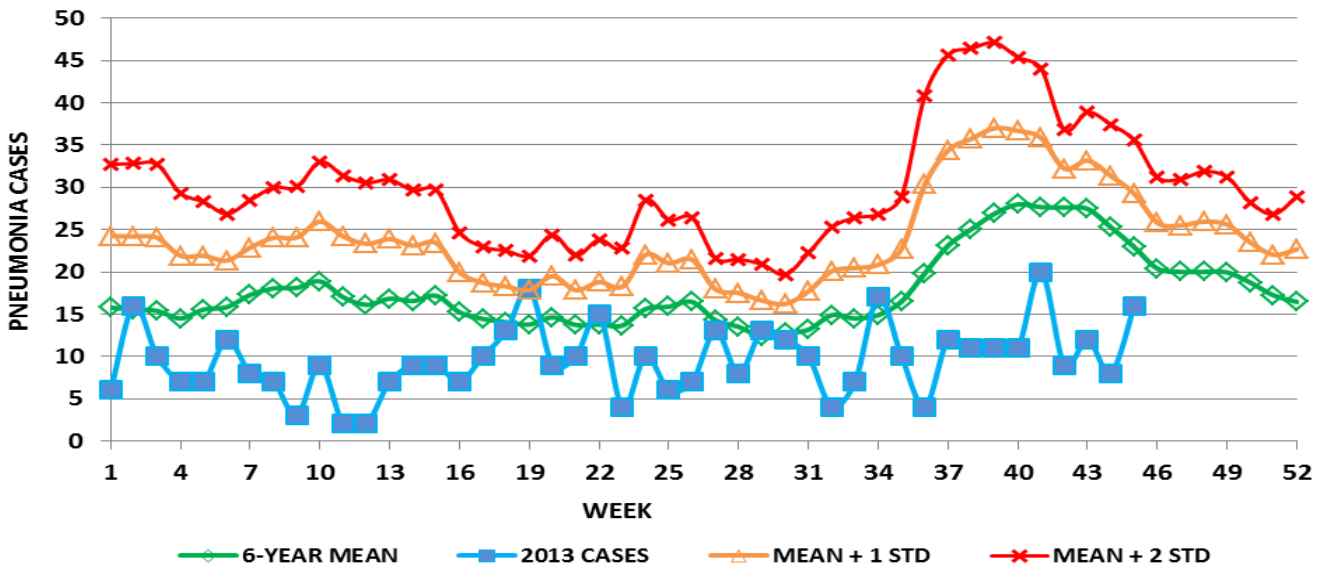
**GUAM ACUTE RESPIRATORY INFECTION SURVEILLANCE 2013;  
 GMHA-EMERGENCY DEPARTMENT PATIENTS BY WEEK SEEN**



**GUAM SYNDROMIC DISEASE SURVEILLANCE  
 GMHA-ED PATIENT DIAGNOSES BY WEEK, 2013**



**MEDICAL RECORDS AND INFECTION CONTROL DEPARTMENTS  
GUAM MEMORIAL HOSPITAL AUTHORITY  
HOSPITAL INPATIENT DISCHARGES WITH A DIAGNOSIS OF PNEUMONIA  
BY WEEK DISCHARGED, 2013**



**GUAM SENTINEL PHYSICIAN INFLUENZA SURVEILLANCE  
REPORTS OF INFLUENZA OR INFLUENZA-LIKE ILLNESSES  
RECEIVED FOR THE WEEK ENDING 11/9/13**

Sporadic – One case reported by sentinel physicians

(ACTIVITY LEVELS: No activity, Sporadic, Local, Regional, Widespread)

Foreign Quarantine & Enteric Diseases Section  
Bureau of Communicable Disease Control

Guam Department of Public Health & Social Services

**H1N1 INFLUENZA SURVEILLANCE, WEEK 45, 2013**

NO CASES OF H1N1 REPORTED FOR WEEK 45

**Cumulative 2013: 1 civilian & 0 military cases**

INFECTION CONTROL DEPARTMENT  
GUAM MEMORIAL HOSPITAL AUTHORITY

**HOSPITALIZATIONS FOR INFLUENZA A BY AGE  
AND MORBIDITY REPORTING WEEK**

AGE	36	37	38	39	40	41	42	43	44	45	TOTAL
0-4										1	3
5-18								1			1
19-24											
25-49											
50-64											
65+											
TOTAL	0	0	0	0	0	0	0	1	0	1	4

INFECTION CONTROL DEPARTMENT  
 GUAM MEMORIAL HOSPITAL AUTHORITY  
**GMHA-EMERGENCY DEPARTMENT CLINICAL DIAGNOSES OF INFLUENZA OR FLU-  
 SYNDROME BY WEEK AND PATIENT'S VILLAGE OF RESIDENCE, 2013**  
 (Villages listed geographically from northern-most to southern-most)

VILLAGE	WEEK										TOTAL	2013 RATE
	36	37	38	39	40	41	42	43	44	45		
Yigo	2	0	3	1	0	2	1	5	4	1	39	186.97
Dededo	7	1	4	2	4	6	3	4	9	13	104	228.41
Tamuning	1	2	2	0	2	2	2	1	1	3	31	153.56
Barrigada	1	2	6	1	1	3	1	2	3	2	28	313.13
Mangilao	0	0	1	2	0	0	0	0	1	2	22	139.65
M-T-M	1	0	1	0	2	4	2	2	2	2	33	463.55
Hagatna	0	0	0	0	0	0	0	1	1	0	5	482.63
Agaña Hts	0	0	1	0	0	0	0	0	0	0	4	106.16
Sinajana	0	0	1	0	0	0	0	3	2	0	10	397.77
Chalan Pago- Ordot	0	0	1	1	2	0	2	0	0	0	14	197.41
Asan-Maina	0	0	0	0	0	0	0	1	0	0	1	46.49
Piti	0	0	1	0	0	0	0	0	0	1	4	287.77
Santa Rita	0	0	0	1	0	0	1	0	0	1	6	106.03
Agat	0	0	1	0	0	1	0	0	0	0	10	201.99
Yona	2	0	0	0	1	0	1	0	1	0	15	231.52
Talofofo	0	0	2	0	0	1	1	1	1	0	10	333.22
Inarajan	0	0	0	0	0	0	0	1	0	0	1	49.04
Merizo	0	0	0	0	0	0	0	0	1	0	1	56.95
Umatac	0	0	0	0	0	0	0	0	0	0	0	133.16
Tourist	0	0	0	0	0	0	0	0	0	0	1	
Unknown	0	0	0	0	0	0	0	0	0	0	0	
<b>TOTAL</b>	14	5	24	8	12	19	14	21	26	25	315	195.99

NOTE: Rate = cases per 100,000 population for the specified period.

**GUAM ANIMAL DISEASE (ZONOSSES) REPORTS**  
 REPORTS RECEIVED FOR THE WEEK ENDING 11/9/2013

Babesiosis – 1 canine, Ehrlichiosis – 1 canine

Bureau of Communicable Disease Control  
**Guam Department of Public Health & Social Services**  
**ISLAND-WIDE COMMUNICABLE DISEASE REPORT**

REPORTS RECEIVED FOR THE WEEK ENDING 11/9/2013

<i>Achromobacter denitrificans</i> MDR	1
<i>Campylobacter</i> sp.	1
<i>Chlamydia trachomatis</i>	18
<i>Clostridium difficile</i>	1
<i>E. coli</i> MDR	3
Hepatitis C	1
Influenza A	3
Influenza B	1
MRSA	4
Parvovirus B19	1
Respiratory syncytial virus	12
Scabies	3
Scarlet fever	1
Streptococcal sore throat	3
Streptococcal disease, other than SST	2
Tuberculosis	1

PREVENTIVE MEDICINE DEPARTMENT  
 U.S. NAVAL HOSPITAL GUAM  
**PNEUMONIA CASES SEEN IN GUAM MILITARY  
 TREATMENT FACILITIES BY WEEK REPORTED, 2013**

