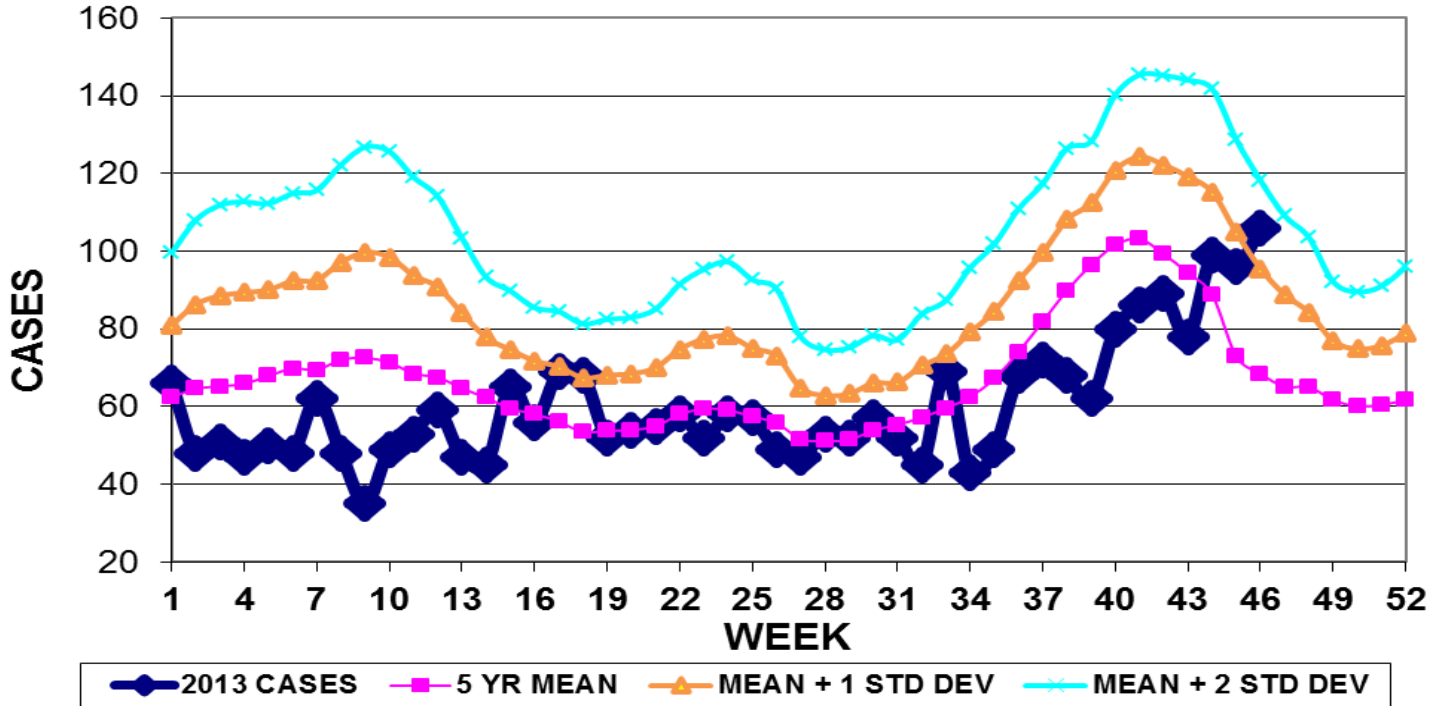


GUAM EPIDEMIOLOGY NEWSLETTER

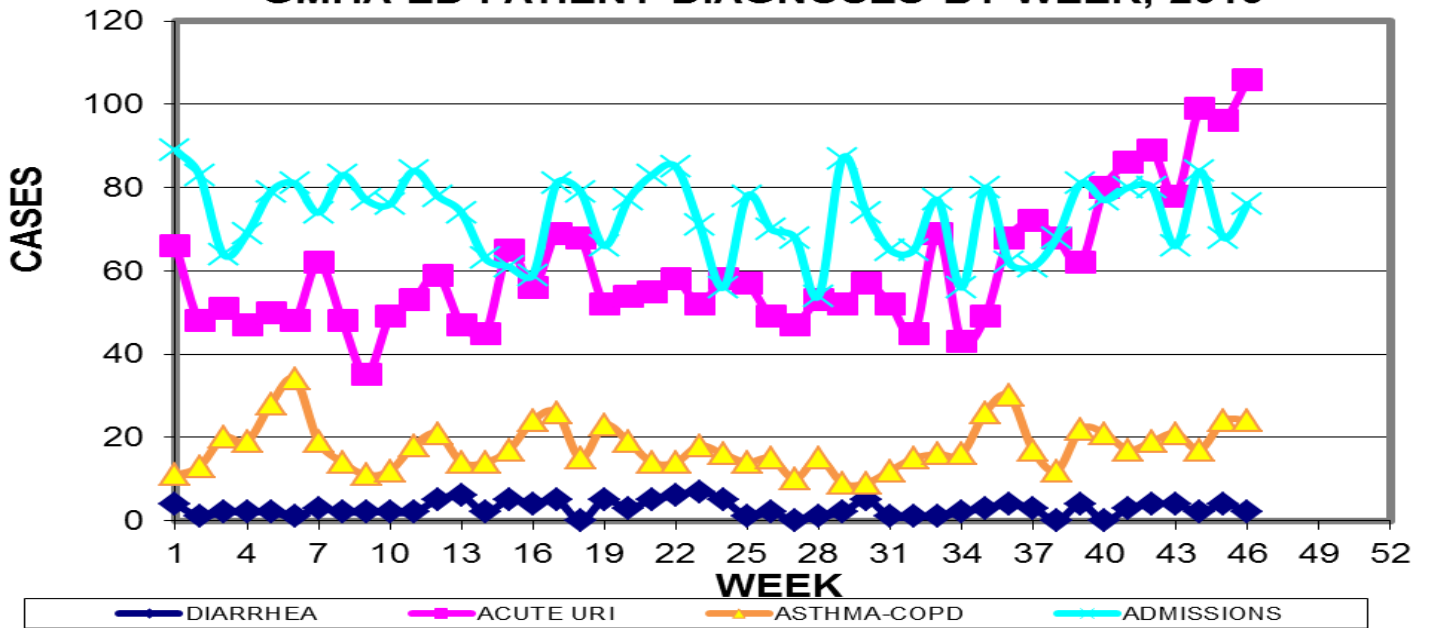
REPORT FOR WEEK ENDING: 11/16/2013 (Reporting week 2013-46)

GUAM REPORTS

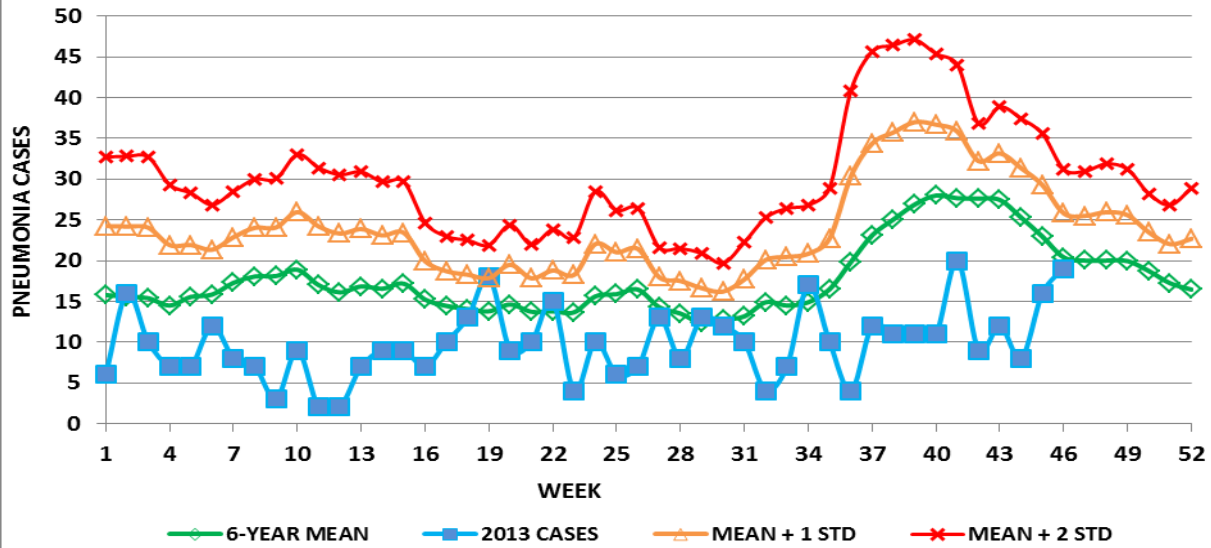
**GUAM ACUTE RESPIRATORY INFECTION SURVEILLANCE 2013;
 GMHA-EMERGENCY DEPARTMENT PATIENTS BY WEEK SEEN**



**GUAM SYNDROMIC DISEASE SURVEILLANCE
 GMHA-ED PATIENT DIAGNOSES BY WEEK, 2013**



MEDICAL RECORDS AND INFECTION CONTROL DEPARTMENTS
 GUAM MEMORIAL HOSPITAL AUTHORITY
**HOSPITAL INPATIENT DISCHARGES WITH A DIAGNOSIS OF PNEUMONIA
 BY WEEK DISCHARGED, 2013**



GUAM SENTINEL PHYSICIAN INFLUENZA SURVEILLANCE
 REPORTS OF INFLUENZA OR INFLUENZA-LIKE ILLNESSES
 RECEIVED FOR THE WEEK ENDING 11/16/13

Sporadic – One case reported by sentinel physicians

(ACTIVITY LEVELS: No activity, Sporadic, Local, Regional, Widespread)

Foreign Quarantine & Enteric Diseases Section
 Bureau of Communicable Disease Control

Guam Department of Public Health & Social Services

H1N1 INFLUENZA SURVEILLANCE, WEEK 46, 2013

NO CASES OF H1N1 REPORTED FOR WEEK 46

Cumulative 2013: 1 civilian & 0 military cases

INFECTION CONTROL DEPARTMENT
 GUAM MEMORIAL HOSPITAL AUTHORITY

**HOSPITALIZATIONS FOR INFLUENZA A BY AGE
 AND MORBIDITY REPORTING WEEK**

AGE	37	38	39	40	41	42	43	44	45	46	TOTAL
0-4									1		3
5-18							1				1
19-24											
25-49											
50-64											
65+											
TOTAL	0	0	0	0	0	0	1	0	1	0	4

INFECTION CONTROL DEPARTMENT
 GUAM MEMORIAL HOSPITAL AUTHORITY
**GMHA-EMERGENCY DEPARTMENT CLINICAL DIAGNOSES OF INFLUENZA OR FLU-
 SYNDROME BY WEEK AND PATIENT'S VILLAGE OF RESIDENCE, 2013**
 (Villages listed geographically from northern-most to southern-most)

VILLAGE	WEEK										TOTAL	2013 RATE
	37	38	39	40	41	42	43	44	45	46		
Yigo	0	3	1	0	2	1	5	4	1	2	41	196.56
Dededo	1	4	2	4	6	3	4	9	13	12	116	254.77
Tamuning	2	2	0	2	2	2	1	1	3	4	35	173.38
Barrigada	2	6	1	1	3	1	2	3	2	4	32	357.86
Mangilao	0	1	2	0	0	0	0	1	2	3	25	158.69
M-T-M	0	1	0	2	4	2	2	2	2	4	37	519.74
Hagatna	0	0	0	0	0	0	1	1	0	0	5	482.63
Agaña Hts	0	1	0	0	0	0	0	0	0	0	4	106.16
Sinajana	0	1	0	0	0	0	3	2	0	1	11	437.55
Chalan Pago-Ordot	0	1	1	2	0	2	0	0	0	0	14	197.41
Asan-Maina	0	0	0	0	0	0	1	0	0	1	2	92.98
Piti	0	1	0	0	0	0	0	0	1	0	4	287.77
Santa Rita	0	0	1	0	0	1	0	0	1	2	8	141.37
Agat	0	1	0	0	1	0	0	0	0	2	12	255.59
Yona	0	0	0	1	0	1	0	1	0	1	16	246.95
Talofofu	0	2	0	0	1	1	1	1	0	1	11	366.54
Inarajan	0	0	0	0	0	0	1	0	0	1	2	98.09
Merizo	0	0	0	0	0	0	0	1	0	0	1	56.95
Umatac	0	0	0	0	0	0	0	0	0	0	1	133.16
Tourist	0	0	0	0	0	0	0	0	0	0	1	
Unknown	0	0	0	0	0	0	0	0	0	0	0	
TOTAL	5	24	8	12	19	14	21	26	25	38	378	235.19

NOTE: Rate = cases per 100,000 population for the specified period.

GUAM ANIMAL DISEASE (ZONOSSES) REPORTS
 REPORTS RECEIVED FOR THE WEEK ENDING 11/16/2013

Babesiosis – 1 canine, Ehrlichiosis – 1 canine

Bureau of Communicable Disease Control
Guam Department of Public Health & Social Services
ISLAND-WIDE COMMUNICABLE DISEASE REPORT

REPORTS RECEIVED FOR THE WEEK ENDING 11/16/2013

<i>Acinetobacter baumannii</i> MDR	1
<i>Campylobacter</i> sp.	1
<i>Chlamydia trachomatis</i>	8
<i>Clostridium difficile</i>	1
Conjunctivitis	6
<i>E. coli</i> MDR	4
Hepatitis C	1
Influenza A	1
<i>Klebsiella pneumoniae</i> MDR, ESBL+	2
MRSA	7
Parvovirus B19	1
Respiratory syncytial virus	16
Scabies	4
Streptococcal sore throat	13
Streptococcal disease, other than SST	5
VRE	2

PREVENTIVE MEDICINE DEPARTMENT
 U.S. NAVAL HOSPITAL GUAM
**PNEUMONIA CASES SEEN IN GUAM MILITARY
 TREATMENT FACILITIES BY WEEK REPORTED, 2013**

