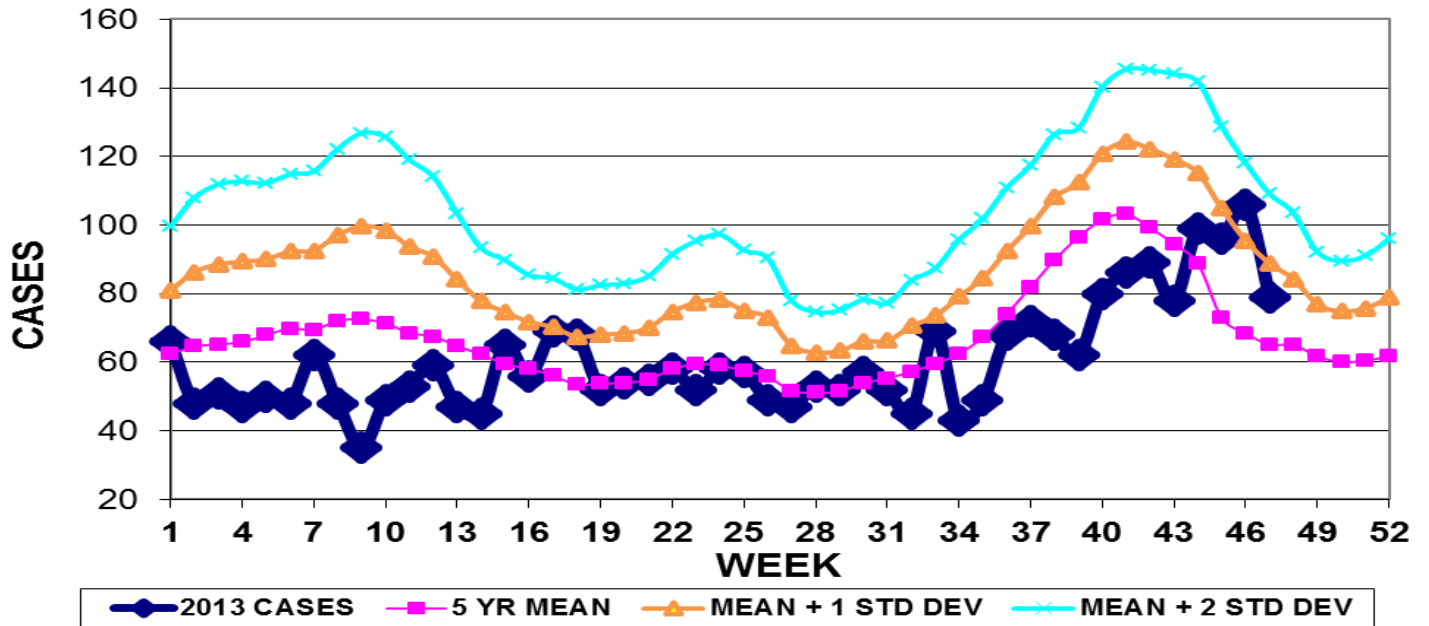


GUAM EPIDEMIOLOGY NEWSLETTER

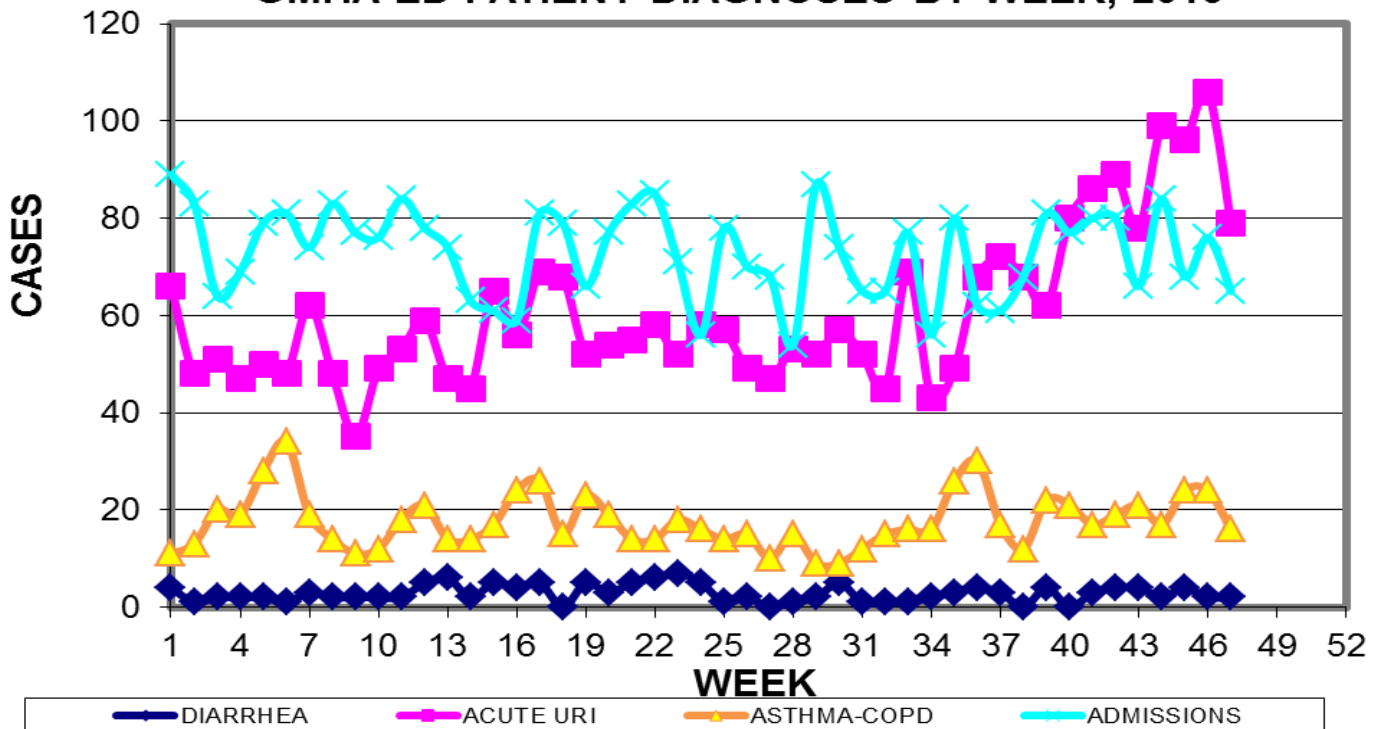
REPORT FOR WEEK ENDING: 11/23/2013 (Reporting week 2013-47)

GUAM REPORTS

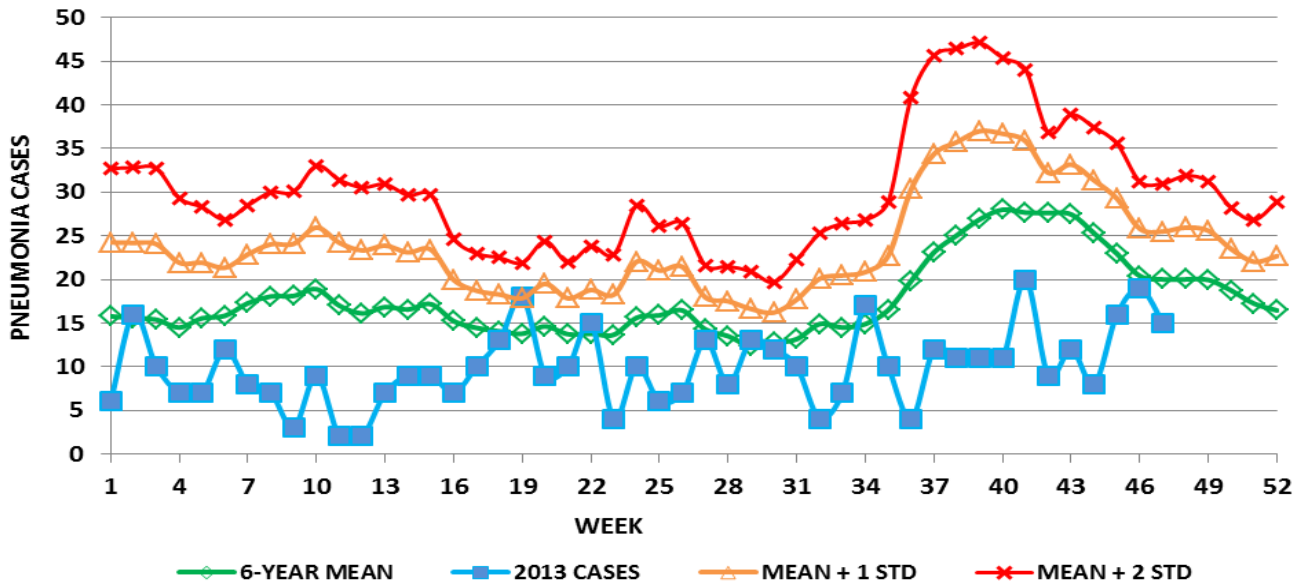
**GUAM ACUTE RESPIRATORY INFECTION SURVEILLANCE 2013;
 GMHA-EMERGENCY DEPARTMENT PATIENTS BY WEEK SEEN**



**GUAM SYNDROMIC DISEASE SURVEILLANCE
 GMHA-ED PATIENT DIAGNOSES BY WEEK, 2013**



**MEDICAL RECORDS AND INFECTION CONTROL DEPARTMENTS
GUAM MEMORIAL HOSPITAL AUTHORITY
HOSPITAL INPATIENT DISCHARGES WITH A DIAGNOSIS OF PNEUMONIA
BY WEEK DISCHARGED, 2013**



**GUAM SENTINEL PHYSICIAN INFLUENZA SURVEILLANCE
REPORTS OF INFLUENZA OR INFLUENZA-LIKE ILLNESSES
RECEIVED FOR THE WEEK ENDING 11/23/13**

Sporadic – No cases reported by sentinel physicians

(ACTIVITY LEVELS: No activity, Sporadic, Local, Regional, Widespread)

Foreign Quarantine & Enteric Diseases Section
Bureau of Communicable Disease Control

Guam Department of Public Health & Social Services

H1N1 INFLUENZA SURVEILLANCE, WEEK 47, 2013

NO CASES OF H1N1 REPORTED FOR WEEK 47

Cumulative 2013: 1 civilian & 0 military cases

INFECTION CONTROL DEPARTMENT
GUAM MEMORIAL HOSPITAL AUTHORITY

**HOSPITALIZATIONS FOR INFLUENZA A BY AGE
AND MORBIDITY REPORTING WEEK**

AGE	38	39	40	41	42	43	44	45	46	47	TOTAL
0-4								1			3
5-18						1					1
19-24											
25-49											
50-64											
65+											
TOTAL	0	0	0	0	0	1	0	1	0	0	4

INFECTION CONTROL DEPARTMENT
 GUAM MEMORIAL HOSPITAL AUTHORITY
**GMHA-EMERGENCY DEPARTMENT CLINICAL DIAGNOSES OF INFLUENZA OR FLU-
 SYNDROME BY WEEK AND PATIENT'S VILLAGE OF RESIDENCE, 2013**
 (Villages listed geographically from northern-most to southern-most)

VILLAGE	WEEK										TOTAL	2013 RATE
	38	39	40	41	42	43	44	45	46	47		
Yigo	3	1	0	2	1	5	4	1	2	1	42	201.35
Dededo	4	2	4	6	3	4	9	13	12	2	118	259.16
Tamuning	2	0	2	2	2	1	1	3	4	1	36	178.33
Barrigada	6	1	1	3	1	2	3	2	4	0	32	357.86
Mangilao	1	2	0	0	0	0	1	2	3	0	25	158.69
M-T-M	1	0	2	4	2	2	2	2	4	0	37	519.74
Hagatna	0	0	0	0	0	1	1	0	0	0	5	482.63
Agaña Hts	1	0	0	0	0	0	0	0	0	0	4	106.16
Sinajana	1	0	0	0	0	3	2	0	1	1	12	477.33
Chalan Pago-Ordot	1	1	2	0	2	0	0	0	0	0	14	197.41
Asan-Maina	0	0	0	0	0	1	0	0	1	0	2	92.98
Piti	1	0	0	0	0	0	0	1	0	0	4	287.77
Santa Rita	0	1	0	0	1	0	0	1	2	0	8	141.37
Agat	1	0	0	1	0	0	0	0	2	0	12	255.59
Yona	0	0	1	0	1	0	1	0	1	1	17	262.39
Talofofu	2	0	0	1	1	1	1	0	1	0	11	366.54
Inarajan	0	0	0	0	0	1	0	0	1	0	2	98.09
Merizo	0	0	0	0	0	0	1	0	0	0	1	56.95
Umatac	0	0	0	0	0	0	0	0	0	0	1	133.16
Tourist	0	0	0	0	0	0	0	0	0	0	1	
Unknown	0	0	0	0	0	0	0	0	0	0	0	
TOTAL	24	8	12	19	14	21	26	25	38	8	386	240.16

NOTE: Rate = cases per 100,000 population for the specified period.

GUAM ANIMAL DISEASE (ZONOSSES) REPORTS
 REPORTS RECEIVED FOR THE WEEK ENDING 11/23/2013

Babesiosis – 2 canine, Ehrlichiosis – 2 canine

Bureau of Communicable Disease Control
Guam Department of Public Health & Social Services
ISLAND-WIDE COMMUNICABLE DISEASE REPORT

REPORTS RECEIVED FOR THE WEEK ENDING 11/23/2013

<i>Acinetobacter baumannii</i> MDR	1
Chickenpox	2
<i>Chlamydia trachomatis</i>	13
Conjunctivitis	2
<i>E. coli</i> MDR, ESBL+	1
Gonorrhea	5
Hepatitis C	2
Influenza B	1
<i>Klebsiella pneumoniae</i> MDR, ESBL+	1
MRSA	10
Respiratory syncytial virus	4
Streptococcal sore throat	8
Streptococcal disease, other than SST	6
Tuberculosis	6
VRE	2

PREVENTIVE MEDICINE DEPARTMENT
 U.S. NAVAL HOSPITAL GUAM
**PNEUMONIA CASES SEEN IN GUAM MILITARY
 TREATMENT FACILITIES BY WEEK REPORTED, 2013**

