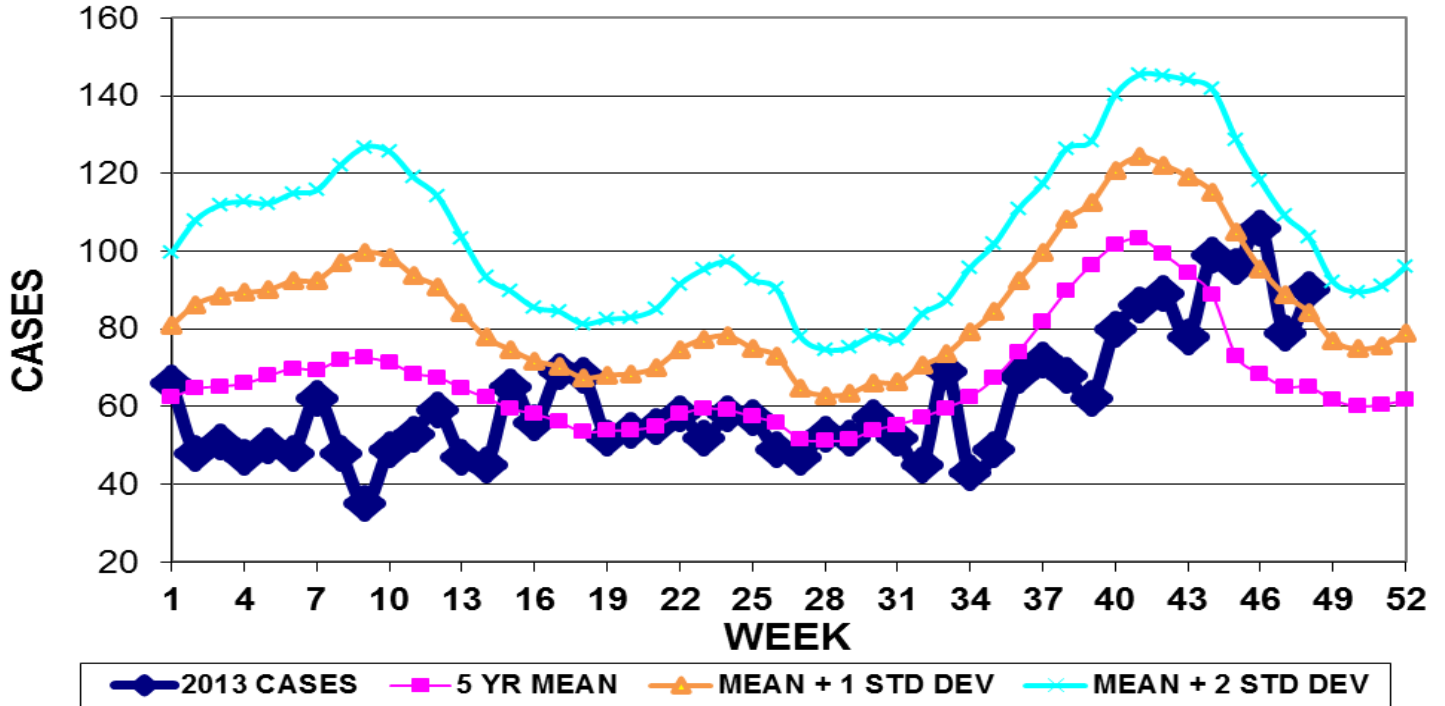


GUAM EPIDEMIOLOGY NEWSLETTER

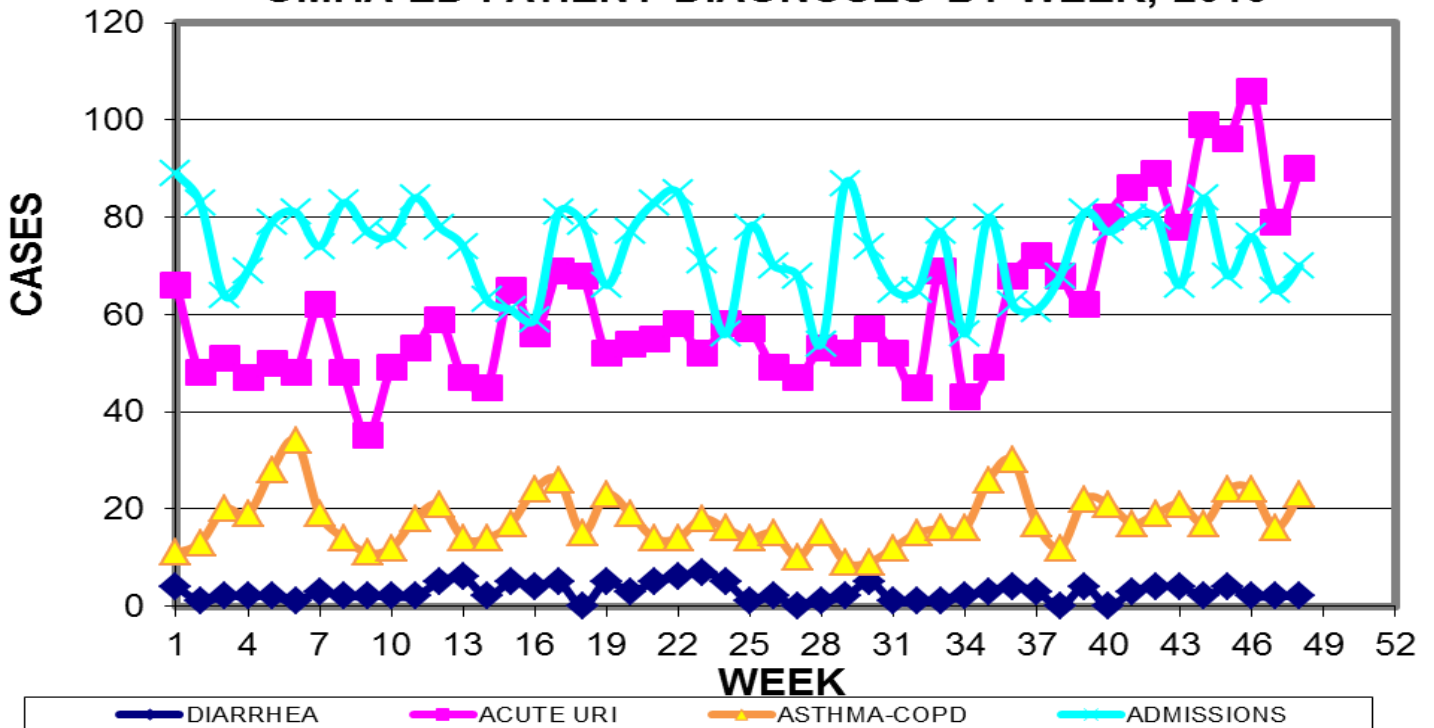
REPORT FOR WEEK ENDING: 11/30/2013 (Reporting week 2013-48)

GUAM REPORTS

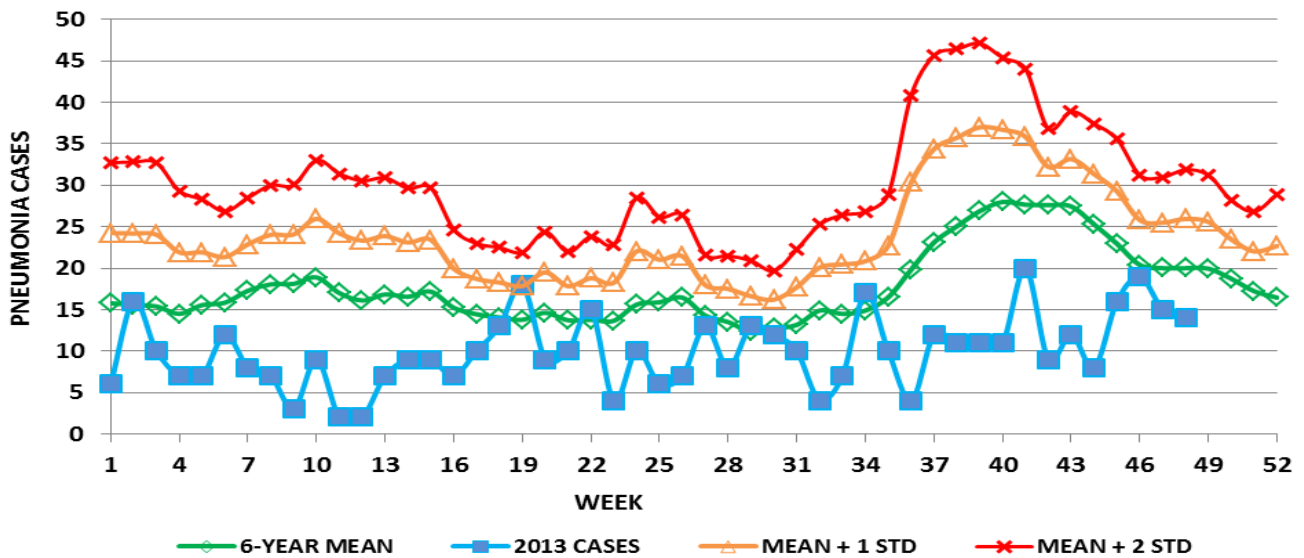
**GUAM ACUTE RESPIRATORY INFECTION SURVEILLANCE 2013;
 GMHA-EMERGENCY DEPARTMENT PATIENTS BY WEEK SEEN**



**GUAM SYNDROMIC DISEASE SURVEILLANCE
 GMHA-ED PATIENT DIAGNOSES BY WEEK, 2013**



**MEDICAL RECORDS AND INFECTION CONTROL DEPARTMENTS
GUAM MEMORIAL HOSPITAL AUTHORITY
HOSPITAL INPATIENT DISCHARGES WITH A DIAGNOSIS OF PNEUMONIA
BY WEEK DISCHARGED, 2013**



**GUAM SENTINEL PHYSICIAN INFLUENZA SURVEILLANCE
REPORTS OF INFLUENZA OR INFLUENZA-LIKE ILLNESSES
RECEIVED FOR THE WEEK ENDING 11/30/13**

Sporadic – No cases reported by sentinel physicians

(ACTIVITY LEVELS: No activity, Sporadic, Local, Regional, Widespread)

Foreign Quarantine & Enteric Diseases Section
Bureau of Communicable Disease Control

**Guam Department of Public Health & Social Services
H1N1 INFLUENZA SURVEILLANCE, WEEK 48, 2013
NO CASES OF H1N1 REPORTED FOR WEEK 48**

Cumulative 2013: 1 civilian & 0 military cases

INFECTION CONTROL DEPARTMENT
GUAM MEMORIAL HOSPITAL AUTHORITY

**HOSPITALIZATIONS FOR INFLUENZA A BY AGE
AND MORBIDITY REPORTING WEEK**

AGE	39	40	41	42	43	44	45	46	47	48	TOTAL
0-4							1				3
5-18					1						1
19-24											
25-49											
50-64											
65+											
TOTAL	0	0	0	0	1	0	1	0	0	0	4

INFECTION CONTROL DEPARTMENT
 GUAM MEMORIAL HOSPITAL AUTHORITY
**GMHA-EMERGENCY DEPARTMENT CLINICAL DIAGNOSES OF INFLUENZA OR FLU-
 SYNDROME BY WEEK AND PATIENT'S VILLAGE OF RESIDENCE, 2013**
 (Villages listed geographically from northern-most to southern-most)

VILLAGE	WEEK										TOTAL	2013 RATE
	39	40	41	42	43	44	45	46	47	48		
Yigo	1	0	2	1	5	4	1	2	1	5	47	225.32
Dededo	2	4	6	3	4	9	13	12	2	8	126	276.73
Tamuning	0	2	2	2	1	1	3	4	1	0	36	178.33
Barrigada	1	1	3	1	2	3	2	4	0	3	35	391.41
Mangilao	2	0	0	0	0	1	2	3	0	2	29	184.08
M-T-M	0	2	4	2	2	2	2	4	0	0	37	519.74
Hagatna	0	0	0	0	1	1	0	0	0	1	6	579.15
Agaña Hts	0	0	0	0	0	0	0	0	0	0	4	106.16
Sinajana	0	0	0	0	3	2	0	1	1	0	12	477.33
Chalan Pago-Ordot	1	2	0	2	0	0	0	0	0	0	14	197.41
Asan-Maina	0	0	0	0	1	0	0	1	0	0	2	92.98
Piti	0	0	0	0	0	0	1	0	0	0	4	287.77
Santa Rita	1	0	0	1	0	0	1	2	0	1	9	1159.04
Agat	0	0	1	0	0	0	0	2	0	1	13	276.89
Yona	0	1	0	1	0	1	0	1	1	2	19	293.26
Talofofo	0	0	1	1	1	1	0	1	0	0	11	366.54
Inarajan	0	0	0	0	1	0	0	1	0	0	2	98.09
Merizo	0	0	0	0	0	1	0	0	0	0	1	56.95
Umatac	0	0	0	0	0	0	0	0	0	1	2	266.31
Tourist	0	0	0	0	0	0	0	0	0	0	1	
Unknown	0	0	0	0	0	0	0	0	0	0	0	
TOTAL	8	12	19	14	21	26	25	38	8	24	410	255.10

NOTE: Rate = cases per 100,000 population for the specified period.

GUAM ANIMAL DISEASE (ZONOSSES) REPORTS
 REPORTS RECEIVED FOR THE WEEK ENDING 11/30/2013

Babesiosis – 1 canine

Bureau of Communicable Disease Control
Guam Department of Public Health & Social Services
ISLAND-WIDE COMMUNICABLE DISEASE REPORT

REPORTS RECEIVED FOR THE WEEK ENDING 11/30/2013

<i>Acinetobacter baumannii</i> MDR	1
Chickenpox	1
<i>Chlamydia trachomatis</i>	16
Conjunctivitis	8
<i>E. coli</i> MDR, ESBL+	1
Hepatitis B	3
Hepatitis C	3
<i>Klebsiella pneumoniae</i> MDR	2
<i>Klebsiella pneumoniae</i> MDR, ESBL+	1
MRSA	11
Respiratory syncytial virus	1
Scabies	4
Streptococcal sore throat	1
Streptococcal disease, other than SST	4
VRE	1

PREVENTIVE MEDICINE DEPARTMENT
 U.S. NAVAL HOSPITAL GUAM

**PNEUMONIA CASES SEEN IN GUAM MILITARY
 TREATMENT FACILITIES BY WEEK REPORTED, 2013**

