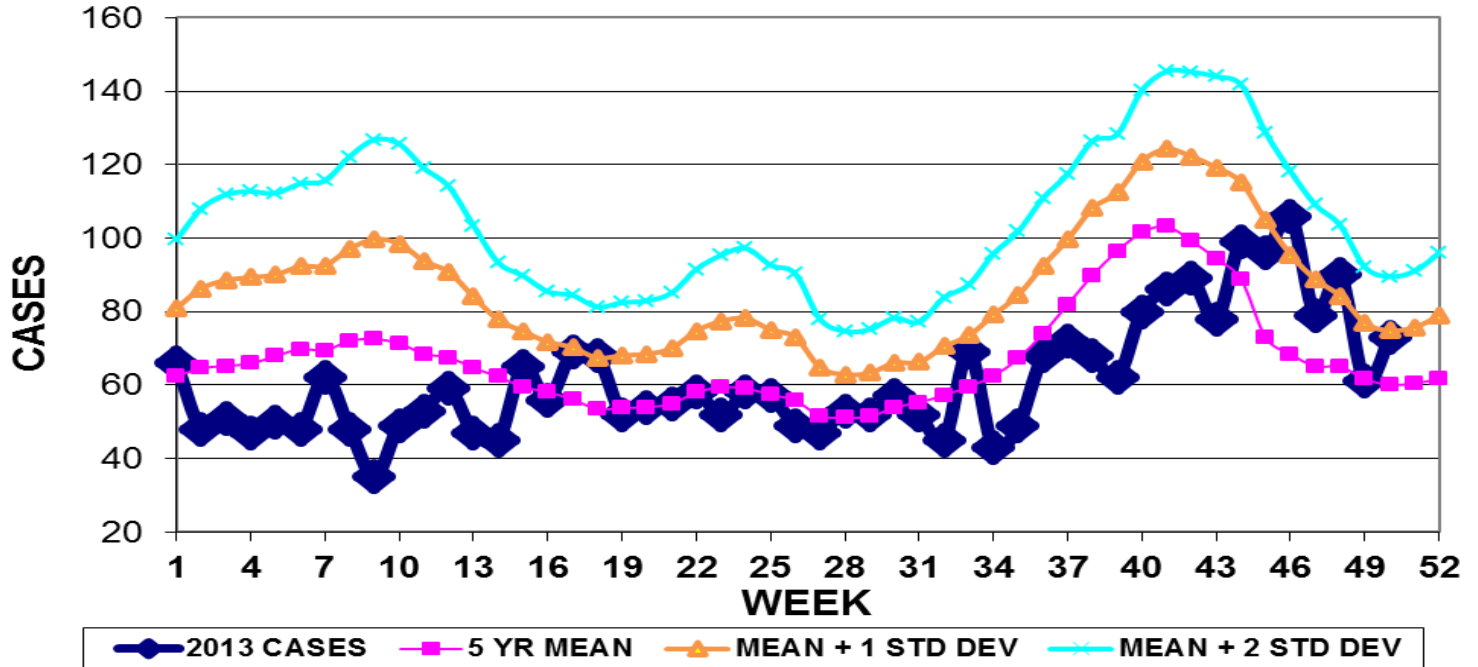


GUAM EPIDEMIOLOGY NEWSLETTER

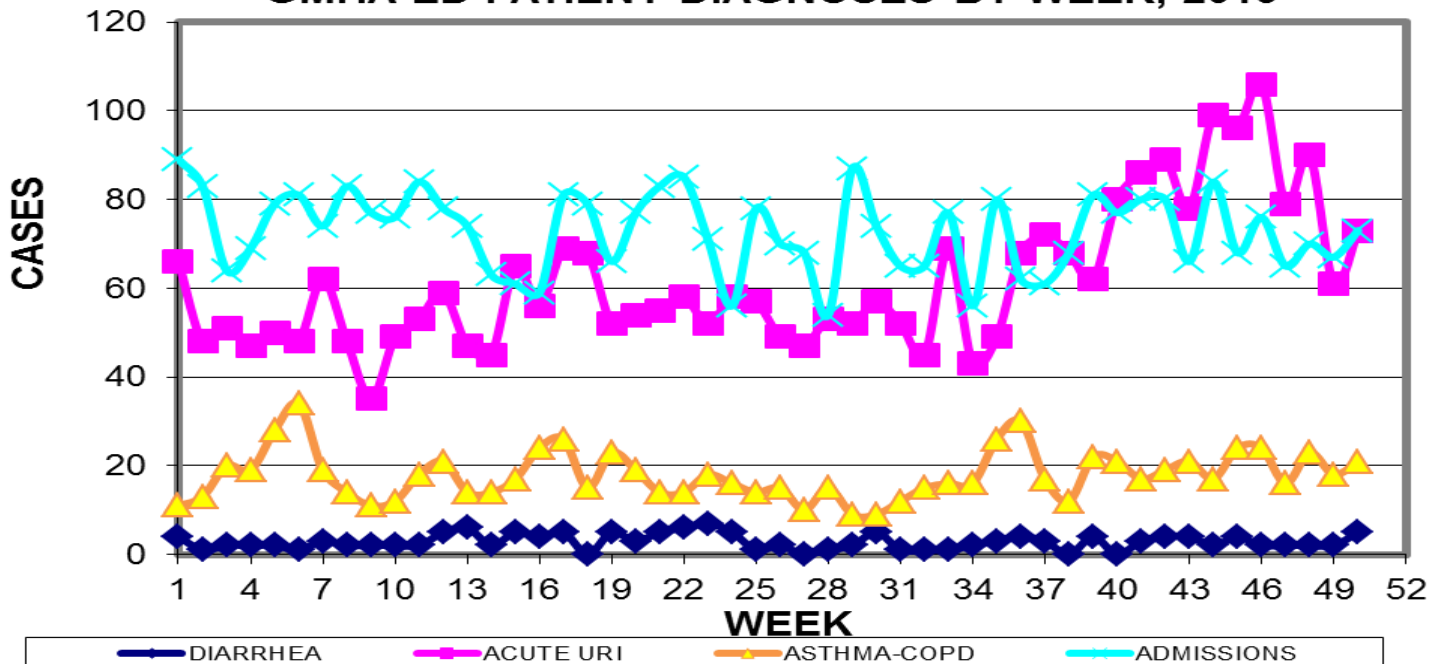
REPORT FOR WEEK ENDING: 12/14/2013 (Reporting week 2013-50)

GUAM REPORTS

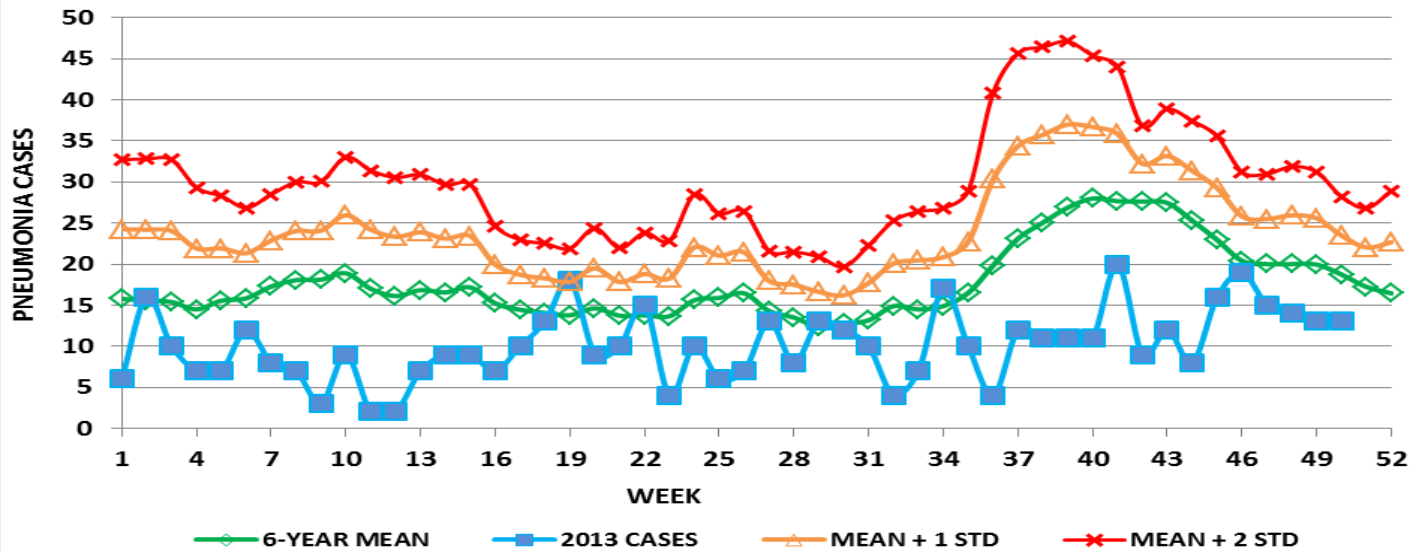
**GUAM ACUTE RESPIRATORY INFECTION SURVEILLANCE 2013;
 GMHA-EMERGENCY DEPARTMENT PATIENTS BY WEEK SEEN**



**GUAM SYNDROMIC DISEASE SURVEILLANCE
 GMHA-ED PATIENT DIAGNOSES BY WEEK, 2013**



**MEDICAL RECORDS AND INFECTION CONTROL DEPARTMENTS
GUAM MEMORIAL HOSPITAL AUTHORITY
HOSPITAL INPATIENT DISCHARGES WITH A DIAGNOSIS OF PNEUMONIA
BY WEEK DISCHARGED, 2013**



**GUAM SENTINEL PHYSICIAN INFLUENZA SURVEILLANCE
REPORTS OF INFLUENZA OR INFLUENZA-LIKE ILLNESSES
RECEIVED FOR THE WEEK ENDING 12/14/13**

Sporadic – One case reported by sentinel physicians

(ACTIVITY LEVELS: No activity, Sporadic, Local, Regional, Widespread)

Foreign Quarantine & Enteric Diseases Section
Bureau of Communicable Disease Control

Guam Department of Public Health & Social Services

H1N1 INFLUENZA SURVEILLANCE, WEEK 50, 2013

NO CASES OF H1N1 REPORTED FOR WEEK 50

Cumulative 2013: 1 civilian & 0 military cases

INFECTION CONTROL DEPARTMENT
GUAM MEMORIAL HOSPITAL AUTHORITY

**HOSPITALIZATIONS FOR INFLUENZA A BY AGE
AND MORBIDITY REPORTING WEEK**

AGE	41	42	43	44	45	46	47	48	49	50	TOTAL
0-4					1						3
5-18			1								1
19-24											
25-49											
50-64											
65+											
TOTAL	0	0	1	0	1	0	0	0	0	0	4

INFECTION CONTROL DEPARTMENT
 GUAM MEMORIAL HOSPITAL AUTHORITY
**GMHA-EMERGENCY DEPARTMENT CLINICAL DIAGNOSES OF INFLUENZA OR FLU-
 SYNDROME BY WEEK AND PATIENT'S VILLAGE OF RESIDENCE, 2013**
 (Villages listed geographically from northern-most to southern-most)

VILLAGE	WEEK										TOTAL	2013 RATE
	41	42	43	44	45	46	47	48	49	50		
Yigo	2	1	5	4	1	2	1	5	3	2	52	249.29
Dededo	6	3	4	9	13	12	2	8	2	6	134	294.30
Tamuning	2	2	1	1	3	4	1	0	2	3	41	203.1
Barrigada	3	1	2	3	2	4	0	3	0	0	35	391.41
Mangilao	0	0	0	1	2	3	0	2	0	2	31	196.78
M-T-M	4	2	2	2	2	4	0	0	1	1	39	547.83
Hagatna	0	0	1	1	0	0	0	1	0	2	8	772.20
Agaña Hts	0	0	0	0	0	0	0	0	0	0	4	106.16
Sinajana	0	0	3	2	0	1	1	0	1	0	13	517.10
Chalan Pago-Ordot	0	2	0	0	0	0	0	0	0	1	15	211.51
Asan-Maina	0	0	1	0	0	1	0	0	0	0	2	92.98
Piti	0	0	0	0	1	0	0	0	0	0	4	287.77
Santa Rita	0	1	0	0	1	2	0	1	0	0	9	1159.04
Agat	1	0	0	0	0	2	0	1	2	0	15	319.49
Yona	0	1	0	1	0	1	1	2	1	0	20	308.69
Talofof	1	1	1	1	0	1	0	0	0	0	11	366.54
Inarajan	0	0	1	0	0	1	0	0	0	0	2	98.09
Merizo	0	0	0	1	0	0	0	0	0	1	2	113.90
Umatac	0	0	0	0	0	0	0	1	0	0	2	266.31
Tourist	0	0	0	0	0	0	0	0	0	0	1	
Unknown	0	0	0	0	0	0	0	0	0	0	0	
TOTAL	19	14	21	26	25	38	8	24	12	20	442	275.01

NOTE: Rate = cases per 100,000 population for the specified period.

GUAM ANIMAL DISEASE (ZONOSSES) REPORTS
 REPORTS RECEIVED FOR THE WEEK ENDING 12/14/2013

Babesiosis – 1 canine

Bureau of Communicable Disease Control
Guam Department of Public Health & Social Services
ISLAND-WIDE COMMUNICABLE DISEASE REPORT

REPORTS RECEIVED FOR THE WEEK ENDING 12/14/2013

<i>Chlamydia trachomatis</i>	25
Conjunctivitis	4
<i>E. coli</i> MDR, ESBL+	4
Gonorrhea	1
Hepatitis B	3
Hepatitis C	1
HSV	1
Influenza A	4
<i>Klebsiella pneumoniae</i> MDR, ESBL+	2
MRSA	11
Respiratory syncytial virus	2
Salmonellosis	1
Scabies	3
Streptococcal sore throat	17
Streptococcal disease, other	1
<i>Trichosporon asahii</i>	1
VRE	1

PREVENTIVE MEDICINE DEPARTMENT
 U.S. NAVAL HOSPITAL GUAM
**PNEUMONIA CASES SEEN IN GUAM MILITARY
 TREATMENT FACILITIES BY WEEK REPORTED, 2013**

