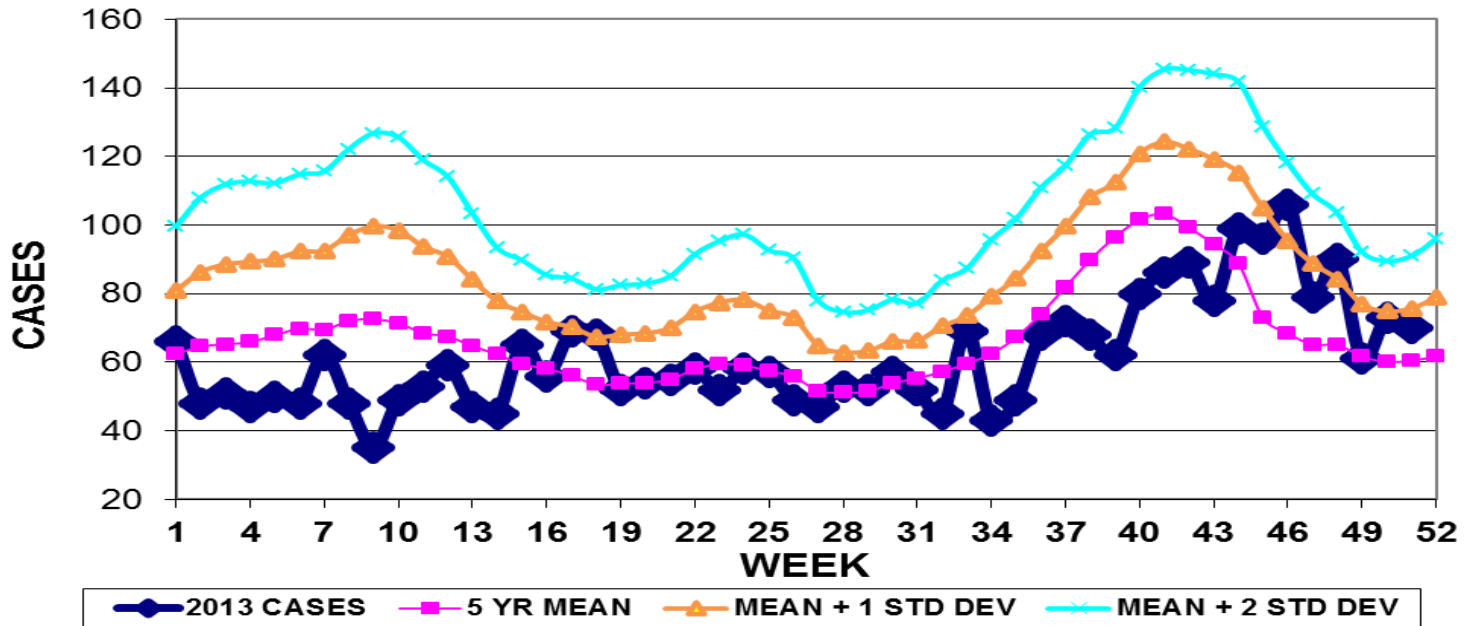


# GUAM EPIDEMIOLOGY NEWSLETTER

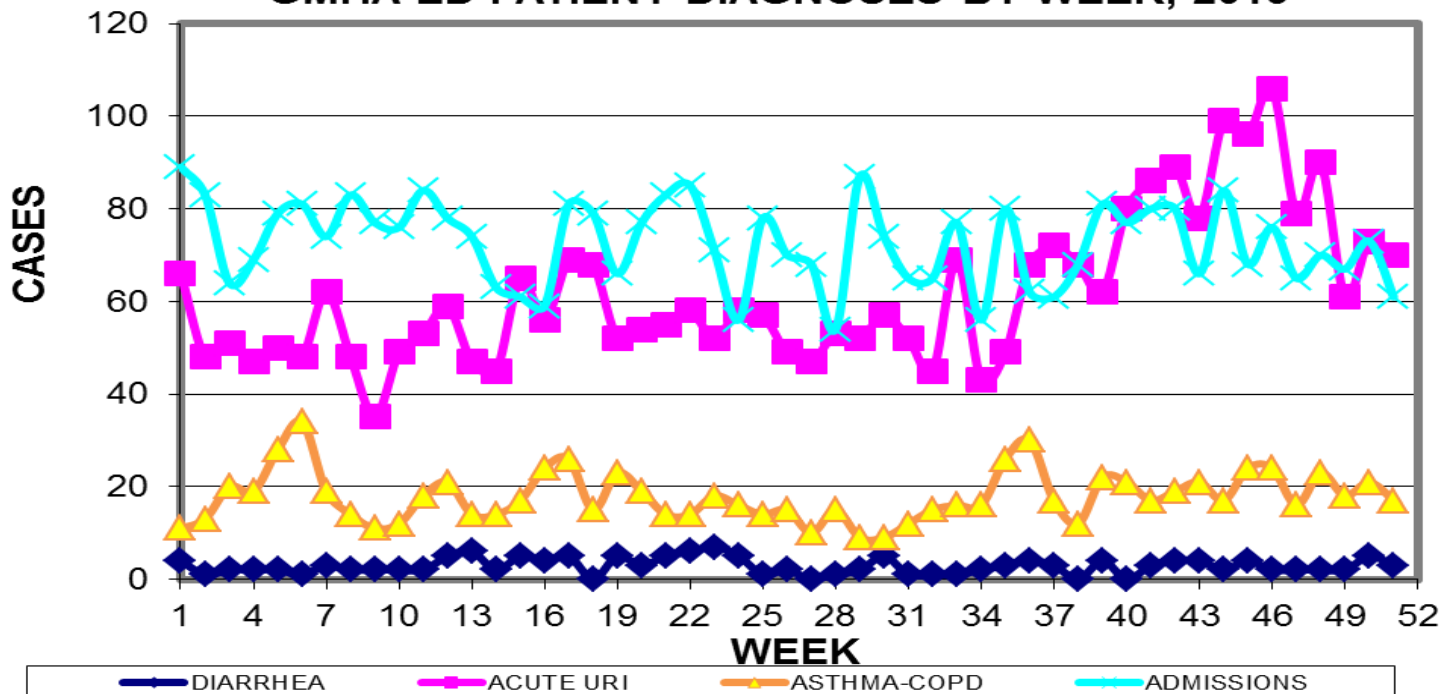
REPORT FOR WEEK ENDING: 12/21/2013 (Reporting week 2013-51)

## GUAM REPORTS

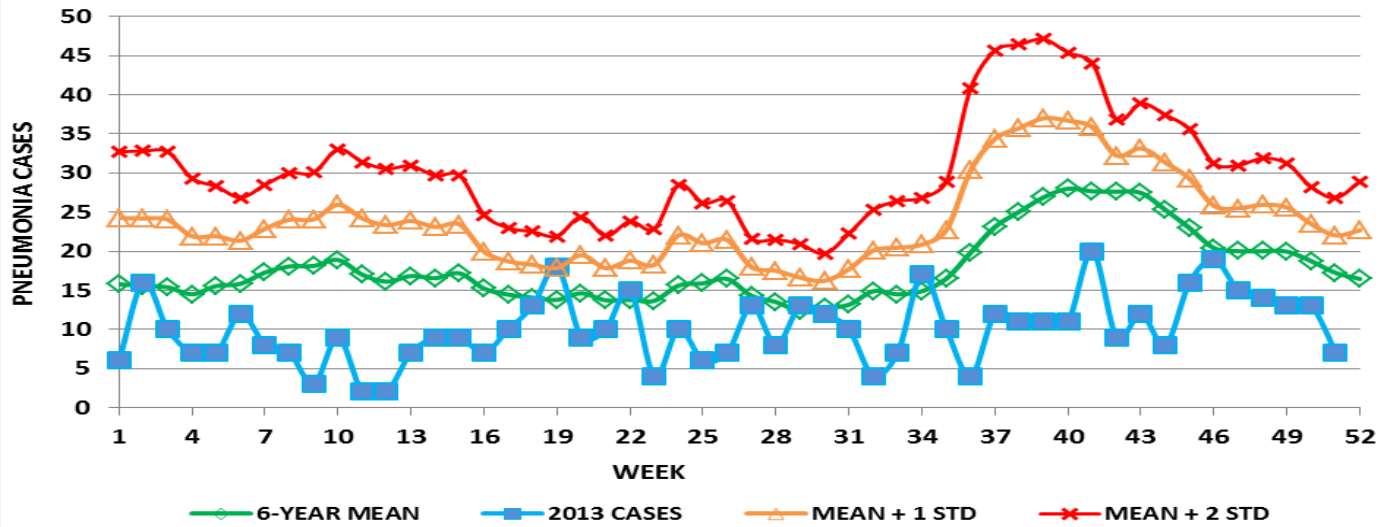
### GUAM ACUTE RESPIRATORY INFECTION SURVEILLANCE 2013; GMHA-EMERGENCY DEPARTMENT PATIENTS BY WEEK SEEN



### GUAM SYNDROMIC DISEASE SURVEILLANCE GMHA-ED PATIENT DIAGNOSES BY WEEK, 2013



**MEDICAL RECORDS AND INFECTION CONTROL DEPARTMENTS  
GUAM MEMORIAL HOSPITAL AUTHORITY  
HOSPITAL INPATIENT DISCHARGES WITH A DIAGNOSIS OF PNEUMONIA  
BY WEEK DISCHARGED, 2013**



**GUAM SENTINEL PHYSICIAN INFLUENZA SURVEILLANCE  
REPORTS OF INFLUENZA OR INFLUENZA-LIKE ILLNESSES  
RECEIVED FOR THE WEEK ENDING 12/21/13**

Regional – Seven cases reported by sentinel physicians

(ACTIVITY LEVELS: No activity, Sporadic, Local, Regional, Widespread)

Foreign Quarantine & Enteric Diseases Section  
Bureau of Communicable Disease Control

**Guam Department of Public Health & Social Services**

**H1N1 INFLUENZA SURVEILLANCE, WEEK 51, 2013**

**NO CASES OF H1N1 REPORTED FOR WEEK 51**

**Cumulative 2013: 1 civilian & 0 military cases**

INFECTION CONTROL DEPARTMENT  
GUAM MEMORIAL HOSPITAL AUTHORITY

**HOSPITALIZATIONS FOR INFLUENZA A BY AGE  
AND MORBIDITY REPORTING WEEK**

AGE	42	43	44	45	46	47	48	49	50	51	TOTAL
0-4				1							3
5-18		1									1
19-24											
25-49											
50-64											
65+											
TOTAL	0	1	0	1	0	0	0	0	0	0	4

INFECTION CONTROL DEPARTMENT  
 GUAM MEMORIAL HOSPITAL AUTHORITY  
**GMHA-EMERGENCY DEPARTMENT CLINICAL DIAGNOSES OF INFLUENZA OR FLU-  
 SYNDROME BY WEEK AND PATIENT'S VILLAGE OF RESIDENCE, 2013**  
 (Villages listed geographically from northern-most to southern-most)

VILLAGE	WEEK										TOTAL	2013 RATE
	42	43	44	45	46	47	48	49	50	51		
Yigo	1	5	4	1	2	1	5	3	2	1	53	254.09
Dededo	3	4	9	13	12	2	8	2	6	3	137	300.89
Tamuning	2	1	1	3	4	1	0	2	3	0	41	203.1
Barrigada	1	2	3	2	4	0	3	0	0	1	36	402.59
Mangilao	0	0	1	2	3	0	2	0	2	2	33	209.47
M-T-M	2	2	2	2	4	0	0	1	1	1	40	561.88
Hagatna	0	1	1	0	0	0	1	0	2	0	8	772.20
Agaña Hts	0	0	0	0	0	0	0	0	0	1	5	132.70
Sinajana	0	3	2	0	1	1	0	1	0	0	13	517.10
Chalan Pago-Ordot	2	0	0	0	0	0	0	0	1	1	16	225.61
Asan-Maina	0	1	0	0	1	0	0	0	0	0	2	92.98
Piti	0	0	0	1	0	0	0	0	0	0	4	287.77
Santa Rita	1	0	0	1	2	0	1	0	0	0	9	1159.04
Agat	0	0	0	0	2	0	1	2	0	1	16	340.79
Yona	1	0	1	0	1	1	2	1	0	4	24	370.43
Talofofu	1	1	1	0	1	0	0	0	0	1	12	399.87
Inarajan	0	1	0	0	1	0	0	0	0	0	2	98.09
Merizo	0	0	1	0	0	0	0	0	1	1	2	170.84
Umatac	0	0	0	0	0	0	1	0	0	0	2	266.31
Tourist	0	0	0	0	0	0	0	0	0	0	1	
Unknown	0	0	0	0	0	0	0	0	0	0	0	
<b>TOTAL</b>	14	21	26	25	38	8	24	12	20	17	459	285.58

NOTE: Rate = cases per 100,000 population for the specified period.

**GUAM ANIMAL DISEASE (ZONOSSES) REPORTS**  
 REPORTS RECEIVED FOR THE WEEK ENDING 12/21/2013

No reports

Bureau of Communicable Disease Control  
**Guam Department of Public Health & Social Services**  
**ISLAND-WIDE COMMUNICABLE DISEASE REPORT**

REPORTS RECEIVED FOR THE WEEK ENDING 12/21/2013

<i>Achromobacter</i> sp. MDR	1
<i>Acinetobacter baumannii</i> MDR	1
<i>Chlamydia trachomatis</i>	18
Conjunctivitis	2
<i>E. coli</i> MDR	1
<i>E. coli</i> MDR, ESBL+	2
<i>Klebsiella pneumoniae</i> MDR, ESBL+	1
MRSA	7
Scabies	3
Streptococcal sore throat	11
Streptococcal disease, other	2
Tuberculosis	1

PREVENTIVE MEDICINE DEPARTMENT  
 U.S. NAVAL HOSPITAL GUAM  
**PNEUMONIA CASES SEEN IN GUAM MILITARY  
 TREATMENT FACILITIES BY WEEK REPORTED, 2013**

