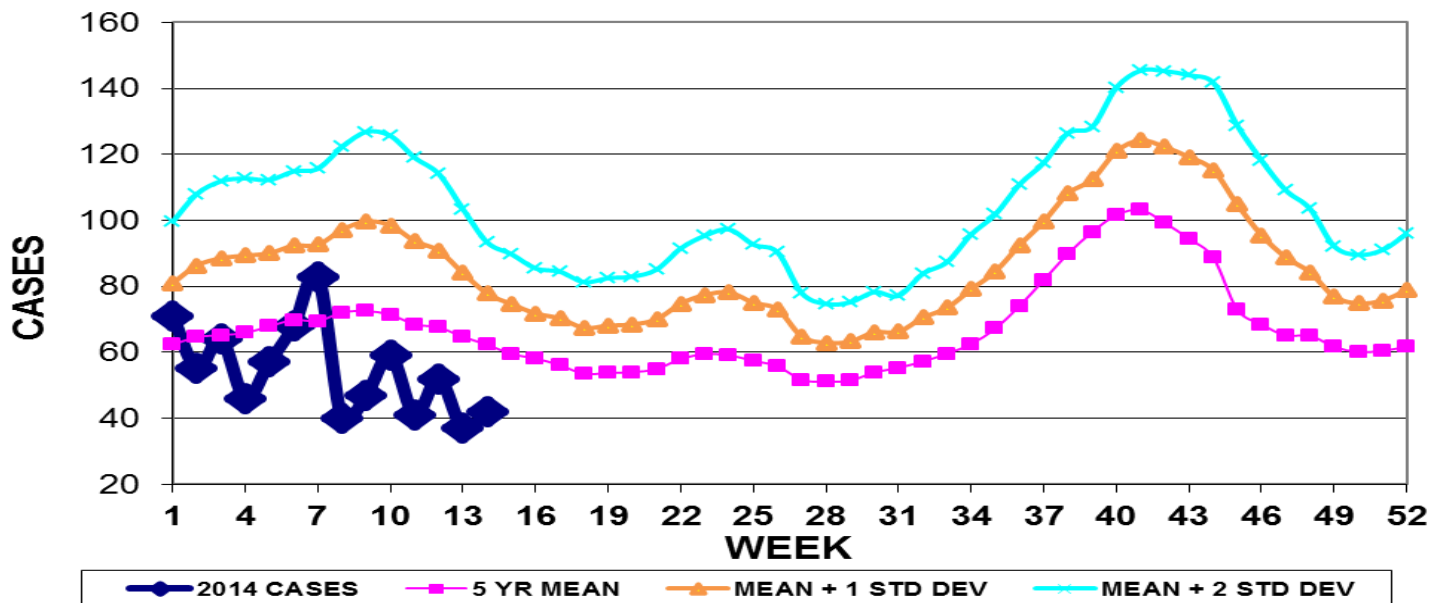


INFECTION CONTROL DEPARTMENT  
 GUAM MEMORIAL HOSPITAL AUTHORITY  
**GUAM EPIDEMIOLOGY NEWSLETTER**

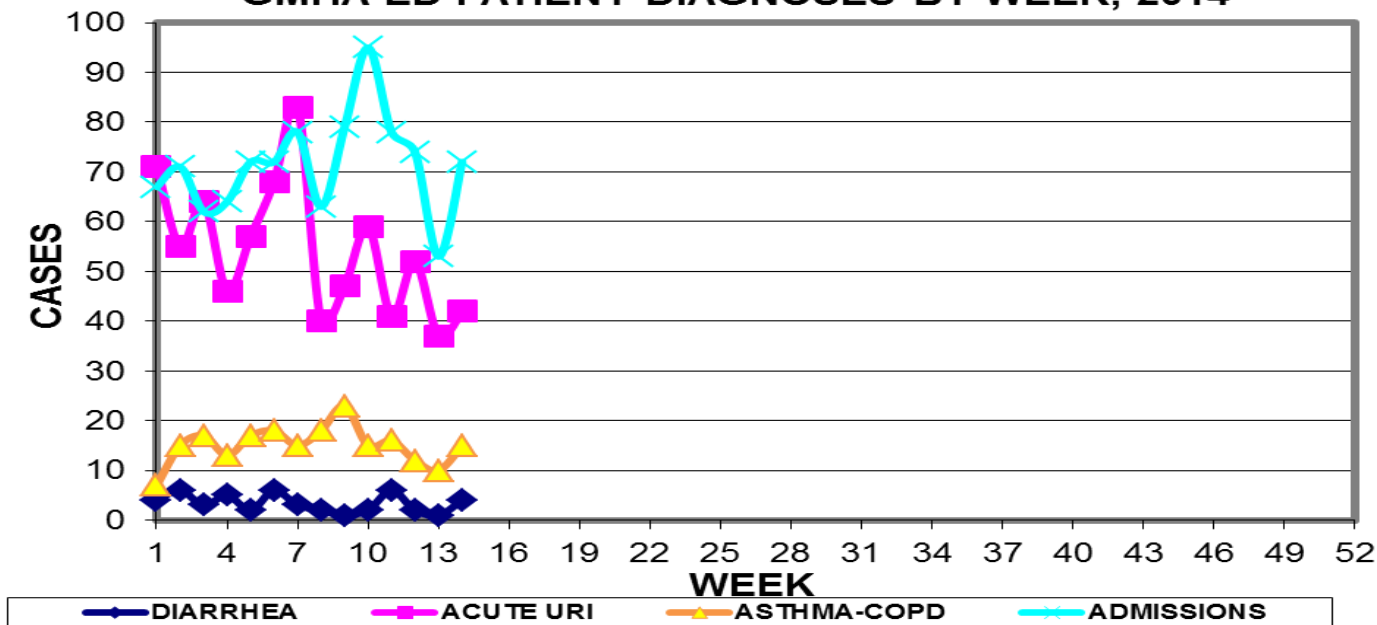
REPORT FOR WEEK ENDING: 4/5/2014 (Reporting week 2014-14)

**GUAM REPORTS**

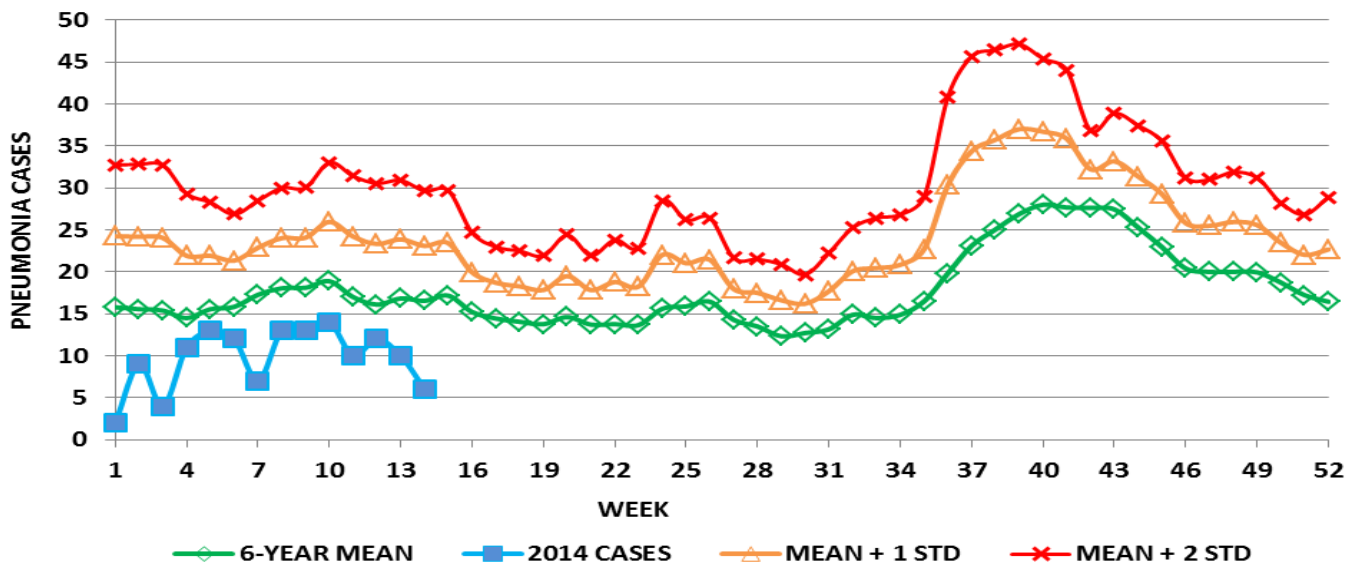
**GUAM ACUTE RESPIRATORY INFECTION SURVEILLANCE 2014;  
 GMHA-EMERGENCY DEPARTMENT PATIENTS BY WEEK SEEN**



**GUAM SYNDROMIC DISEASE SURVEILLANCE  
 GMHA-ED PATIENT DIAGNOSES BY WEEK, 2014**



**MEDICAL RECORDS AND INFECTION CONTROL DEPARTMENTS  
GUAM MEMORIAL HOSPITAL AUTHORITY  
HOSPITAL INPATIENT DISCHARGES WITH A DIAGNOSIS OF PNEUMONIA  
BY WEEK DISCHARGED, 2014**



**GUAM SENTINEL PHYSICIAN INFLUENZA SURVEILLANCE  
REPORTS OF INFLUENZA OR INFLUENZA-LIKE ILLNESSES  
RECEIVED FOR THE WEEK ENDING 4/5/14**

Regional – Three cases reported by sentinel physicians  
(ACTIVITY LEVELS: No activity, Sporadic, Local, Regional, Widespread)

Bureau of Communicable Disease Control  
Guam Department of Public Health & Social Services  
**H1N1 INFLUENZA SURVEILLANCE, WEEK 14, 2014**  
**NO CASES OF H1N1 REPORTED FOR WEEK 14**  
**Cumulative 2014: 0 civilian & 0 military cases**

INFECTION CONTROL DEPARTMENT  
GUAM MEMORIAL HOSPITAL AUTHORITY  
**HOSPITALIZATIONS FOR INFLUENZA A BY AGE  
AND MORBIDITY REPORTING WEEK**

AGE	5	6	7	8	9	10	11	12	13	14	TOTAL
0-4								1			1
5-18											
19-24											
25-49											
50-64		1									1
65+											
TOTAL	0	1	0	0	0	0	0	1	0	0	2

INFECTION CONTROL DEPARTMENT  
 GUAM MEMORIAL HOSPITAL AUTHORITY  
**GMHA-EMERGENCY DEPARTMENT CLINICAL DIAGNOSES OF INFLUENZA OR FLU-  
 SYNDROME BY WEEK AND PATIENT'S VILLAGE OF RESIDENCE, 2013**  
 (Villages listed geographically from northern-most to southern-most)

**WEEK**

<b>VILLAGE</b>	<b>5</b>	<b>6</b>	<b>7</b>	<b>8</b>	<b>9</b>	<b>10</b>	<b>11</b>	<b>12</b>	<b>13</b>	<b>14</b>	<b>TOTAL</b>	<b>2014 RATE</b>
Yigo	1	2	1	0	2	0	0	3	1	3	16	77.10
Dededo	2	4	2	0	0	4	2	4	1	4	40	88.09
Tamuning	0	0	2	1	2	0	2	3	0	4	20	100.56
Barrigada	2	0	1	0	1	2	1	1	4	0	15	167.28
Mangilao	0	1	2	0	1	2	2	0	0	0	10	65.16
M-T-M	1	0	0	0	1	0	0	0	2	0	7	101.52
Hagatna	0	0	0	0	0	0	0	0	1	0	2	188.32
Agaña Hts	1	0	0	0	0	0	0	0	0	0	1	25.99
Sinajana	0	0	1	0	0	1	0	0	0	0	4	152.73
Chalan Pago-Ordot	0	0	0	0	0	1	0	0	1	1	6	87.06
Asan-Maina	0	0	0	0	0	0	0	0	0	0	0	0
Piti	0	1	0	0	0	0	0	0	0	0	2	136.15
Santa Rita	0	0	0	0	1	0	0	0	0	0	1	16.27
Agat	1	0	0	0	0	0	0	0	0	0	1	20.13
Yona	1	0	1	0	0	1	0	0	1	0	5	76.37
Talofof	1	0	2	0	0	0	0	0	0	0	5	162.28
Inarajan	0	1	0	0	0	0	0	0	0	0	2	87.11
Merizo	0	0	0	0	0	0	0	0	0	1	2	107.01
Umatac	0	0	1	0	0	0	0	0	0	0	1	126.58
Tourist	1	0	2	0	0	1	2	0	0	0	6	
Unknown	0	0	0	0	0	0	0	0	0	0	0	
<b>TOTAL</b>	<b>11</b>	<b>9</b>	<b>15</b>	<b>1</b>	<b>8</b>	<b>12</b>	<b>9</b>	<b>11</b>	<b>11</b>	<b>15</b>	<b>148</b>	<b>91.92</b>

NOTE: Rate = cases per 100,000 population for the specified period.

**GUAM ANIMAL DISEASE (ZONOSSES) REPORTS**  
 REPORTS RECEIVED FOR THE WEEK ENDING 4/5//2014

Anaplasmosis – 1 canine, Babesiosis – 1 canine, Ehrlichiosis – 1 canine

Bureau of Communicable Disease Control  
**Guam Department of Public Health & Social Services**  
**ISLAND-WIDE COMMUNICABLE DISEASE REPORT**

REPORTS RECEIVED FOR THE WEEK ENDING 4/5/2014

<i>Chlamydia trachomatis</i>	2
<i>E. coli</i> MDR, ESBL+	2
Hepatitis B	2
Hepatitis C	2
MRSA	7
Scabies	1
Streptococcal disease, other than SST	2
VRE	2

PREVENTIVE MEDICINE DEPARTMENT  
 U.S. NAVAL HOSPITAL GUAM  
**PNEUMONIA CASES SEEN IN GUAM MILITARY  
 TREATMENT FACILITIES BY WEEK REPORTED, 2014**

