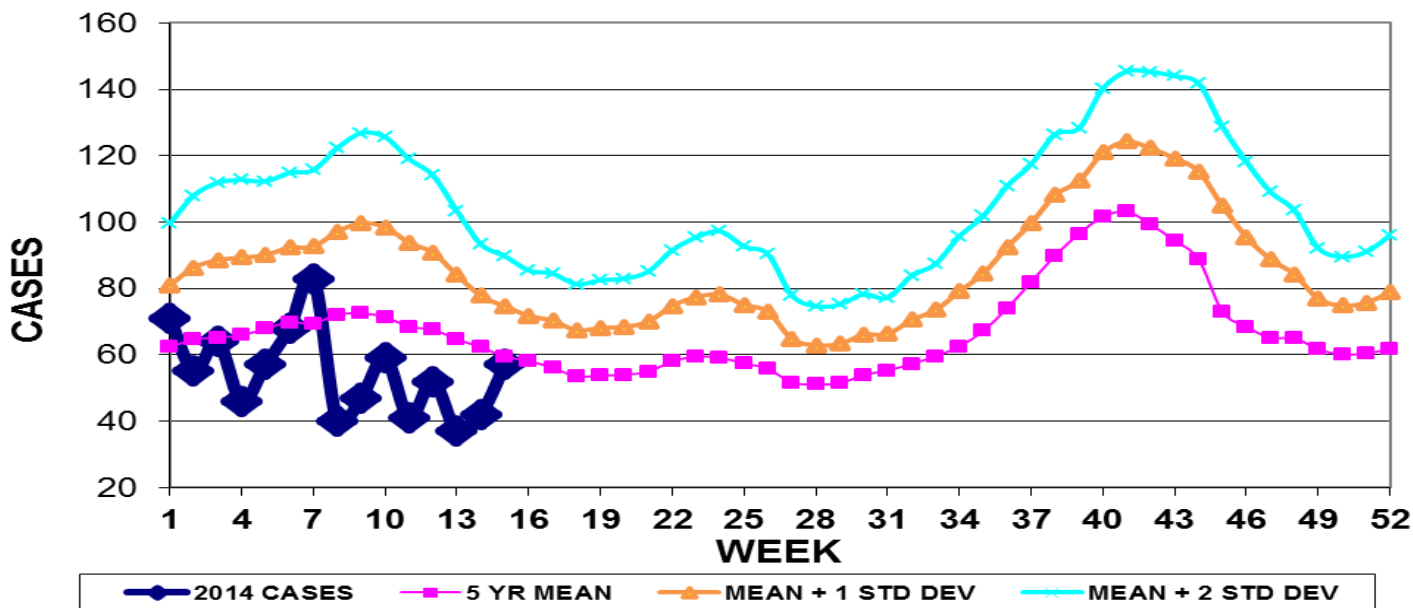


INFECTION CONTROL DEPARTMENT  
 GUAM MEMORIAL HOSPITAL AUTHORITY  
**GUAM EPIDEMIOLOGY NEWSLETTER**

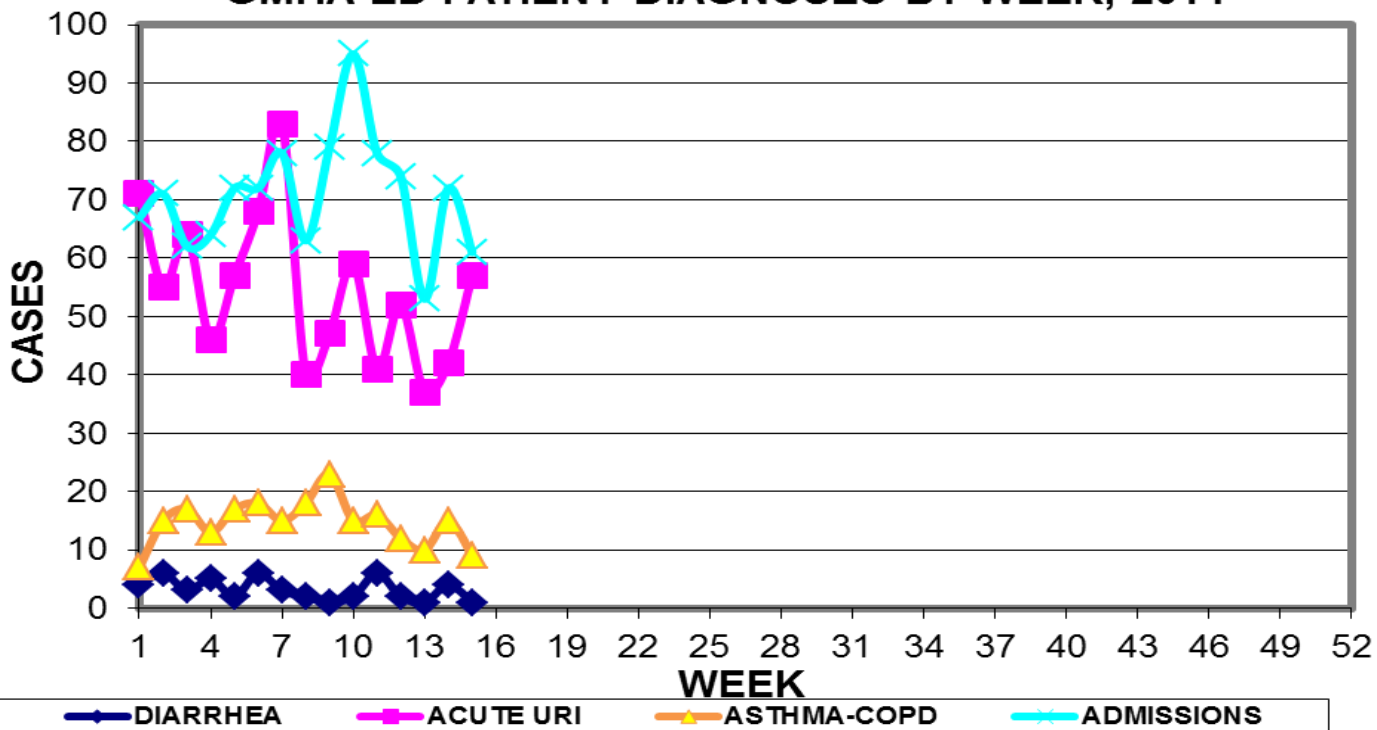
REPORT FOR WEEK ENDING: 4/12/2014 (Reporting week 2014-15)

**GUAM REPORTS**

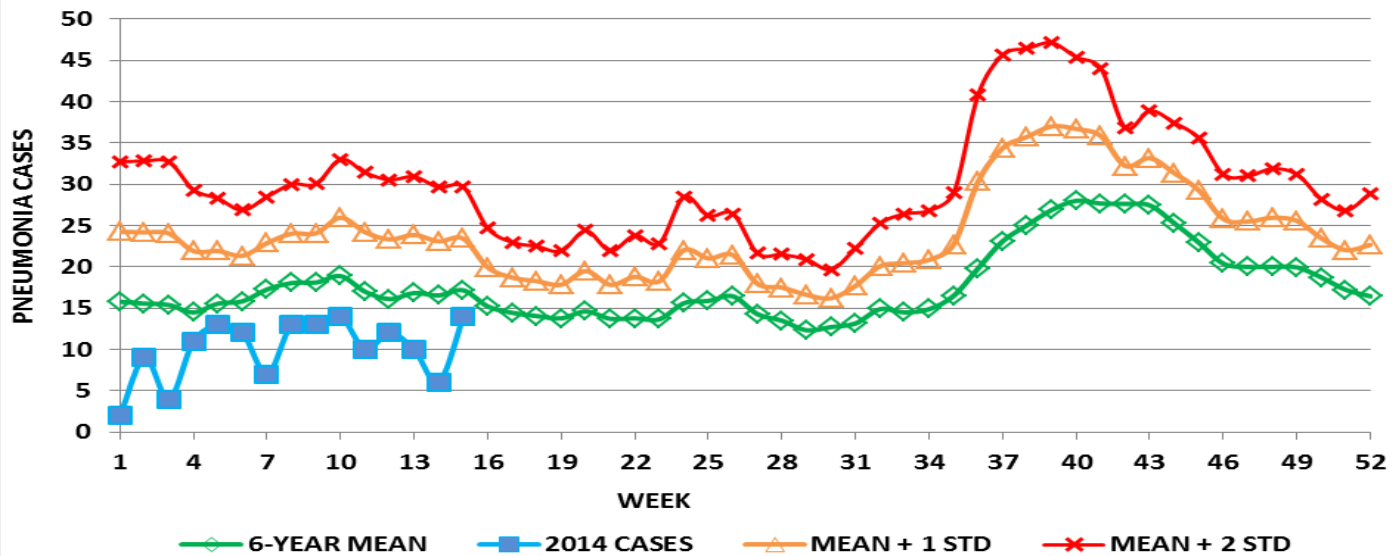
**GUAM ACUTE RESPIRATORY INFECTION SURVEILLANCE 2014;  
 GMHA-EMERGENCY DEPARTMENT PATIENTS BY WEEK SEEN**



**GUAM SYNDROMIC DISEASE SURVEILLANCE  
 GMHA-ED PATIENT DIAGNOSES BY WEEK, 2014**



**MEDICAL RECORDS AND INFECTION CONTROL DEPARTMENTS  
GUAM MEMORIAL HOSPITAL AUTHORITY  
HOSPITAL INPATIENT DISCHARGES WITH A DIAGNOSIS OF PNEUMONIA  
BY WEEK DISCHARGED, 2014**



**GUAM SENTINEL PHYSICIAN INFLUENZA SURVEILLANCE**

REPORTS OF INFLUENZA OR INFLUENZA-LIKE ILLNESSES  
RECEIVED FOR THE WEEK ENDING 4/12/14

Regional – Two cases reported by sentinel physicians

(ACTIVITY LEVELS: No activity, Sporadic, Local, Regional, Widespread)

Bureau of Communicable Disease Control

Guam Department of Public Health & Social Services

**H1N1 INFLUENZA SURVEILLANCE, WEEK 15, 2014**

NO CASES OF H1N1 REPORTED FOR WEEK 15

**Cumulative 2014: 0 civilian & 0 military cases**

INFECTION CONTROL DEPARTMENT  
GUAM MEMORIAL HOSPITAL AUTHORITY

**HOSPITALIZATIONS FOR INFLUENZA A BY AGE  
AND MORBIDITY REPORTING WEEK**

AGE	6	7	8	9	10	11	12	13	14	15	TOTAL
0-4							1				1
5-18											
19-24											
25-49											
50-64	1										1
65+											
TOTAL	1	0	0	0	0	0	1	0	0	0	2

INFECTION CONTROL DEPARTMENT  
 GUAM MEMORIAL HOSPITAL AUTHORITY  
**GMHA-EMERGENCY DEPARTMENT CLINICAL DIAGNOSES OF INFLUENZA OR FLU-  
 SYNDROME BY WEEK AND PATIENT'S VILLAGE OF RESIDENCE, 2013**  
 (Villages listed geographically from northern-most to southern-most)

VILLAGE	WEEK										TOTAL	2014 RATE
	6	7	8	9	10	11	12	13	14	15		
Yigo	2	1	0	2	0	0	3	1	3	2	18	86.74
Dededo	4	2	0	0	4	2	4	1	4	5	45	99.11
Tamuning	0	2	1	2	0	2	3	0	4	5	25	125.70
Barrigada	0	1	0	1	2	1	1	4	0	0	15	167.28
Mangilao	1	2	0	1	2	2	0	0	0	3	13	84.70
M-T-M	0	0	0	1	0	0	0	2	0	0	7	101.52
Hagatna	0	0	0	0	0	0	0	1	0	0	2	188.32
Agaña Hts	0	0	0	0	0	0	0	0	0	0	1	25.99
Sinajana	0	1	0	0	1	0	0	0	0	1	5	190.91
Chalan Pago-Ordot	0	0	0	0	1	0	0	1	1	1	7	101.57
Asan-Maina	0	0	0	0	0	0	0	0	0	0	0	0
Piti	1	0	0	0	0	0	0	0	0	0	2	136.15
Santa Rita	0	0	0	1	0	0	0	0	0	1	2	32.54
Agat	0	0	0	0	0	0	0	0	0	0	1	20.13
Yona	0	1	0	0	1	0	0	1	0	2	7	106.92
Talofof	0	2	0	0	0	0	0	0	0	0	5	162.28
Inarajan	1	0	0	0	0	0	0	0	0	1	3	130.66
Merizo	0	0	0	0	0	0	0	0	1	0	2	107.01
Umatac	0	1	0	0	0	0	0	0	0	0	1	126.58
Tourist	0	2	0	0	1	2	0	0	0	0	6	
Unknown	0	0	0	0	0	0	0	0	0	2	2	
<b>TOTAL</b>	9	15	1	8	12	9	11	11	15	23	169	104.97

NOTE: Rate = cases per 100,000 population for the specified period.

**GUAM ANIMAL DISEASE (ZONOSSES) REPORTS**  
 REPORTS RECEIVED FOR THE WEEK ENDING 4/12//2014

Anaplasmosis – 3 canine, Babesiosis – 1 canine, Ehrlichiosis – 2 canine

Bureau of Communicable Disease Control  
**Guam Department of Public Health & Social Services**  
**ISLAND-WIDE COMMUNICABLE DISEASE REPORT**

REPORTS RECEIVED FOR THE WEEK ENDING 4/12/2014

<i>Achromobacter dentrificans</i> MDR	1
Chickenpox	1
<i>Chlamydia trachomatis</i>	2
Conjunctivitis	11
<i>E. coli</i> MDR, ESBL+	2
Gonorrhea	4
Hepatitis B	4
Hepatitis C	3
HPV	7
HSV 1	1
HSV 2	9
Influenza A	4
<i>Klebsiella pneumoniae</i> MDR	2
<i>Morganella morganii</i> MDR	1
MRSA	12
<i>Pseudomonas aeruginosa</i> MDR	1
Rheumatic fever	1
Scabies	1
Scarlet fever	2
Streptococcal sore throat	22
Streptococcal disease, other than SST	3

PREVENTIVE MEDICINE DEPARTMENT  
 U.S. NAVAL HOSPITAL GUAM

**PNEUMONIA CASES SEEN IN GUAM MILITARY  
 TREATMENT FACILITIES BY WEEK REPORTED, 2014**

