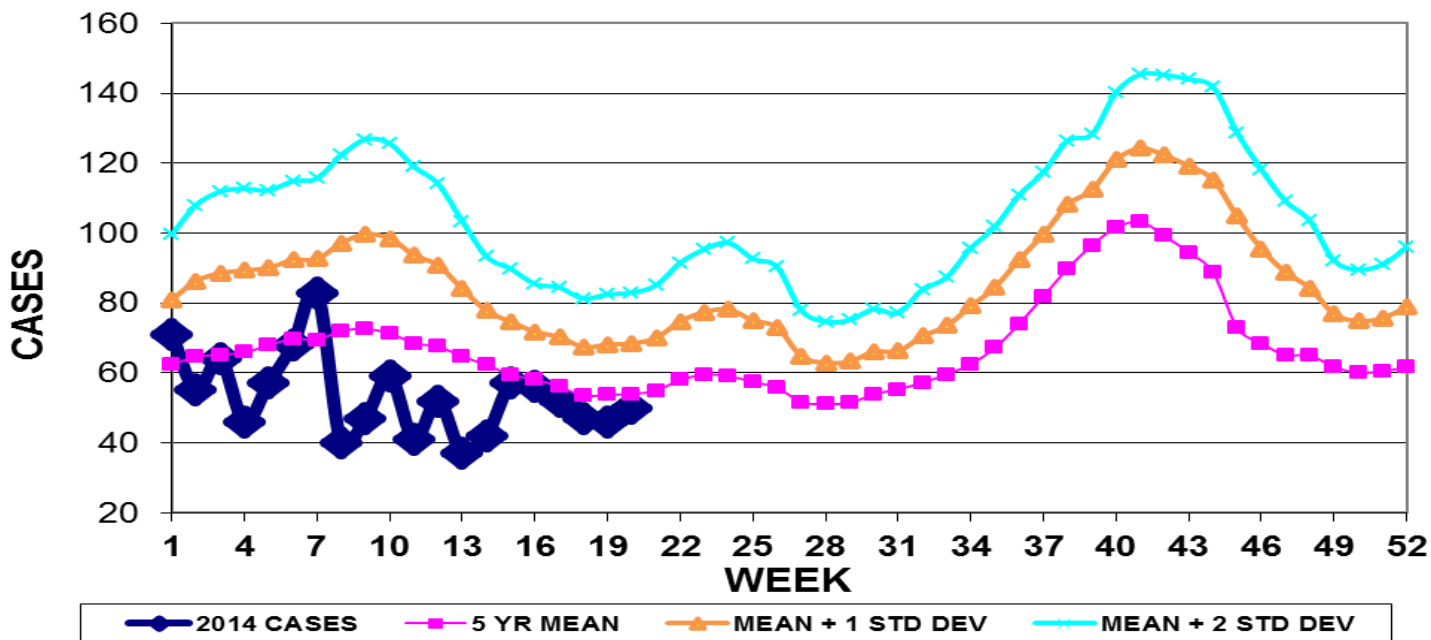


INFECTION CONTROL DEPARTMENT
 GUAM MEMORIAL HOSPITAL AUTHORITY
GUAM EPIDEMIOLOGY NEWSLETTER

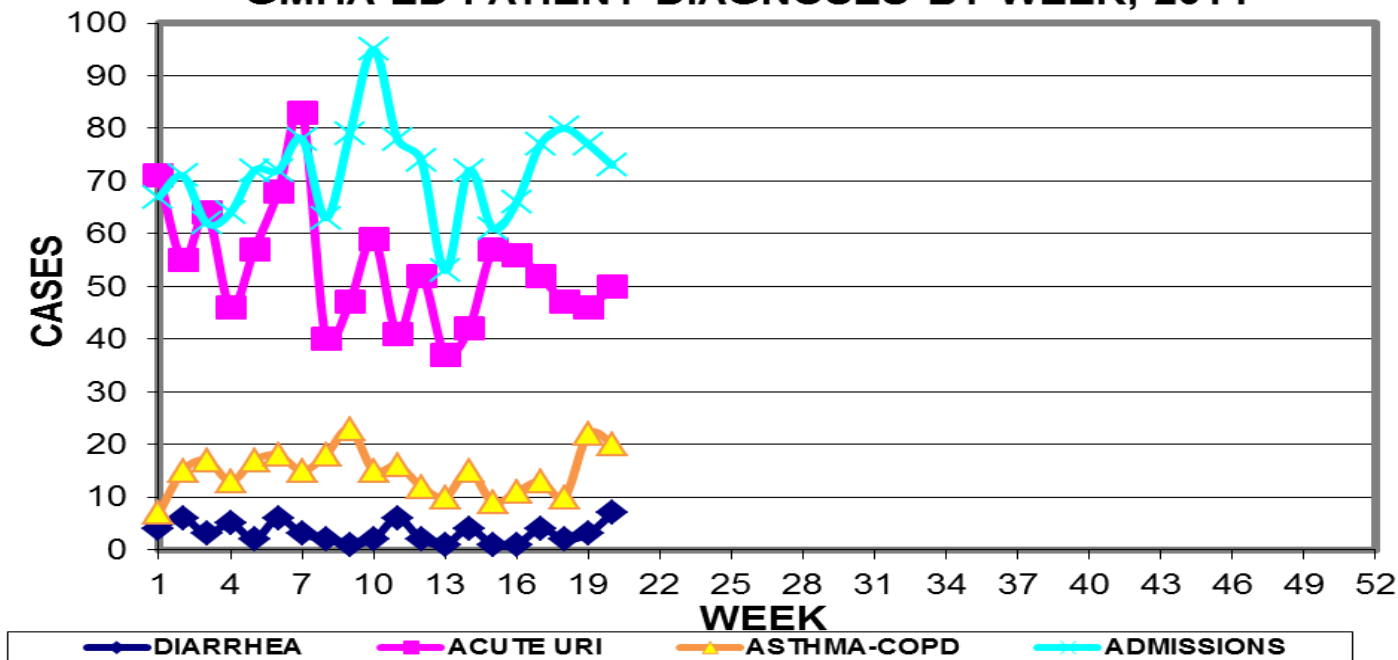
REPORT FOR WEEK ENDING: 5/17/2014 (Reporting week 2014-20)

GUAM REPORTS

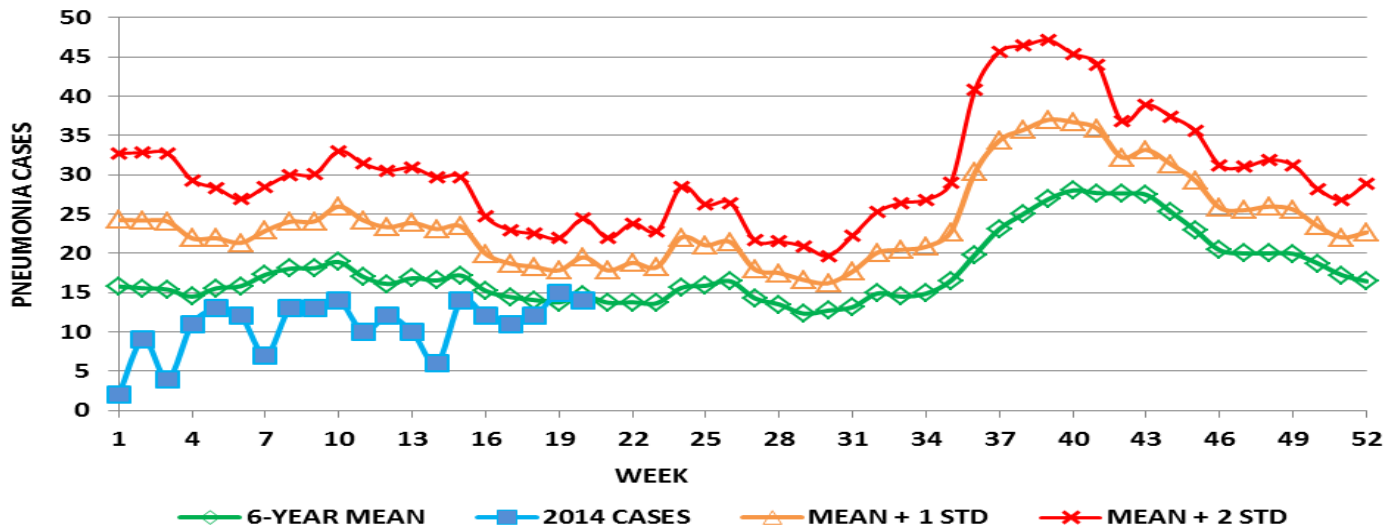
**GUAM ACUTE RESPIRATORY INFECTION SURVEILLANCE 2014;
 GMHA-EMERGENCY DEPARTMENT PATIENTS BY WEEK SEEN**



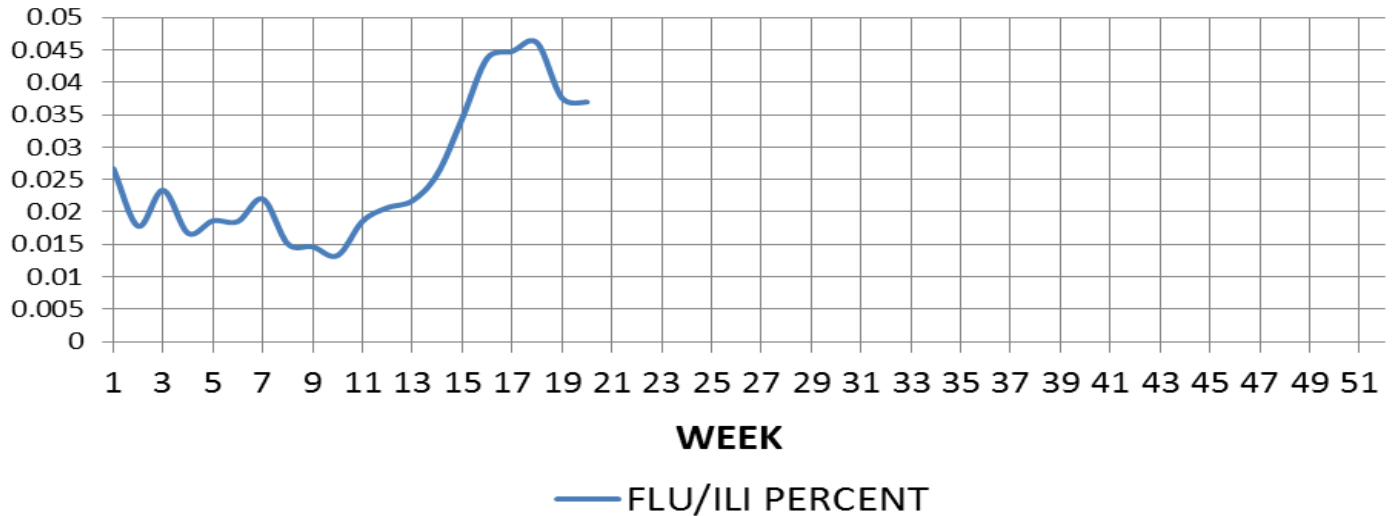
**GUAM SYNDROMIC DISEASE SURVEILLANCE
 GMHA-ED PATIENT DIAGNOSES BY WEEK, 2014**



**MEDICAL RECORDS AND INFECTION CONTROL DEPARTMENTS
GUAM MEMORIAL HOSPITAL AUTHORITY
HOSPITAL INPATIENT DISCHARGES WITH A DIAGNOSIS OF PNEUMONIA
BY WEEK DISCHARGED, 2014**



**PROPORTION OF TOTAL GMHA EMERGENCY DEPARTMENT
PATIENTS WITH FLU/ILI SYMPTOMS - 2014 (3 WEEK MEAN)**



GUAM SENTINEL PHYSICIAN INFLUENZA SURVEILLANCE

REPORTS OF INFLUENZA OR INFLUENZA-LIKE ILLNESSES

RECEIVED FOR THE WEEK ENDING 5/17/14

Five cases reported by sentinel physicians

Bureau of Communicable Disease Control

Guam Department of Public Health & Social Services

H1N1 INFLUENZA SURVEILLANCE, WEEK 19, 2014

NO CASES OF H1N1 REPORTED FOR WEEK 19

Cumulative 2014: 0 civilian & 0 military cases

INFECTION CONTROL DEPARTMENT

GUAM MEMORIAL HOSPITAL AUTHORITY

HOSPITALIZATIONS FOR INFLUENZA A BY AGE

AND MORBIDITY REPORTING WEEK

AGE	11	12	13	14	15	16	17	18	19	20	TOTAL
0-4		1									1
5-18											
19-24											
25-49											
50-64											1
65+											
TOTAL	0	1	0	0	0	0	0	0	0	0	2

Bureau of Communicable Disease Control

Guam Department of Public Health & Social Services

ISLAND-WIDE COMMUNICABLE DISEASE REPORT

REPORTS RECEIVED FOR THE WEEK ENDING 5/17//2014

<i>Acinetobacter baumannii</i> MDR	1
<i>Chlamydia trachomatis</i>	2
<i>Clostridium difficile</i>	1
Conjunctivitis	18
<i>E. coli</i> MDR	4
Hepatitis B	1
<i>Klebsiella pneumoniae</i> MDR	2
MRSA	4
Rotavirus	1
Salmonellosis	1
Scabies	1
Streptococcal disease, other than SST	3
Syphilis	1

INFECTION CONTROL DEPARTMENT
 GUAM MEMORIAL HOSPITAL AUTHORITY
**GMHA-EMERGENCY DEPARTMENT CLINICAL DIAGNOSES OF INFLUENZA OR FLU-
 SYNDROME BY WEEK AND PATIENT'S VILLAGE OF RESIDENCE, 2013**
 (Villages listed geographically from northern-most to southern-most)

WEEK

VILLAGE	11	12	13	14	15	16	17	18	19	20	TOTAL	2014 RATE
Yigo	0	3	1	3	2	2	1	3	0	1	25	120.48
Dededo	2	4	1	4	5	9	6	6	5	3	74	162.97
Tamuning	2	3	0	4	5	5	1	0	2	3	36	181.01
Barrigada	1	1	4	0	0	1	0	2	1	0	19	211.89
Mangilao	2	0	0	0	3	1	2	4	1	4	25	162.89
M-T-M	0	0	2	0	0	2	2	1	0	1	13	188.54
Hagatna	0	0	1	0	0	1	0	2	0	2	7	659.13
Agaña Hts	0	0	0	0	0	0	0	0	1	0	2	51.99
Sinajana	0	0	0	0	1	0	1	0	0	1	7	267.28
Chalan Pago-Ordot	0	0	1	1	1	1	0	1	0	0	9	130.59
Asan-Maina	0	0	0	0	0	0	0	0	0	0	0	0
Piti	0	0	0	0	0	0	0	0	0	0	2	136.15
Santa Rita	0	0	0	0	1	0	0	0	0	1	3	48.80
Agat	0	0	0	0	0	0	1	1	0	2	5	100.64
Yona	0	0	1	0	2	0	0	0	1	0	9	137.47
Talofofo	0	0	0	0	0	1	0	1	2	0	9	292.11
Inarajan	0	0	0	0	1	0	0	1	0	0	4	174.22
Merizo	0	0	0	1	0	0	1	0	0	0	3	160.51
Umatac	0	0	0	0	0	1	0	0	1	0	3	379.75
Tourist	2	0	0	0	0	0	6	0	0	0	6	
Unknown	0	0	0	0	2	0	0	1	0	0	3	
TOTAL	9	11	11	15	23	24	17	24	14	18	266	165.22

NOTE: Rate = cases per 100,000 population for the specified period.

INFLUENZA/ILI ACTIVITY LEVEL - Regional (Less than half of villages affected)

(ACTIVITY LEVELS: No activity, Sporadic, Local, Regional, Widespread)

GUAM ANIMAL DISEASE (ZONOSSES) REPORTS
 REPORTS RECEIVED FOR THE WEEK ENDING 5/17//2014

None