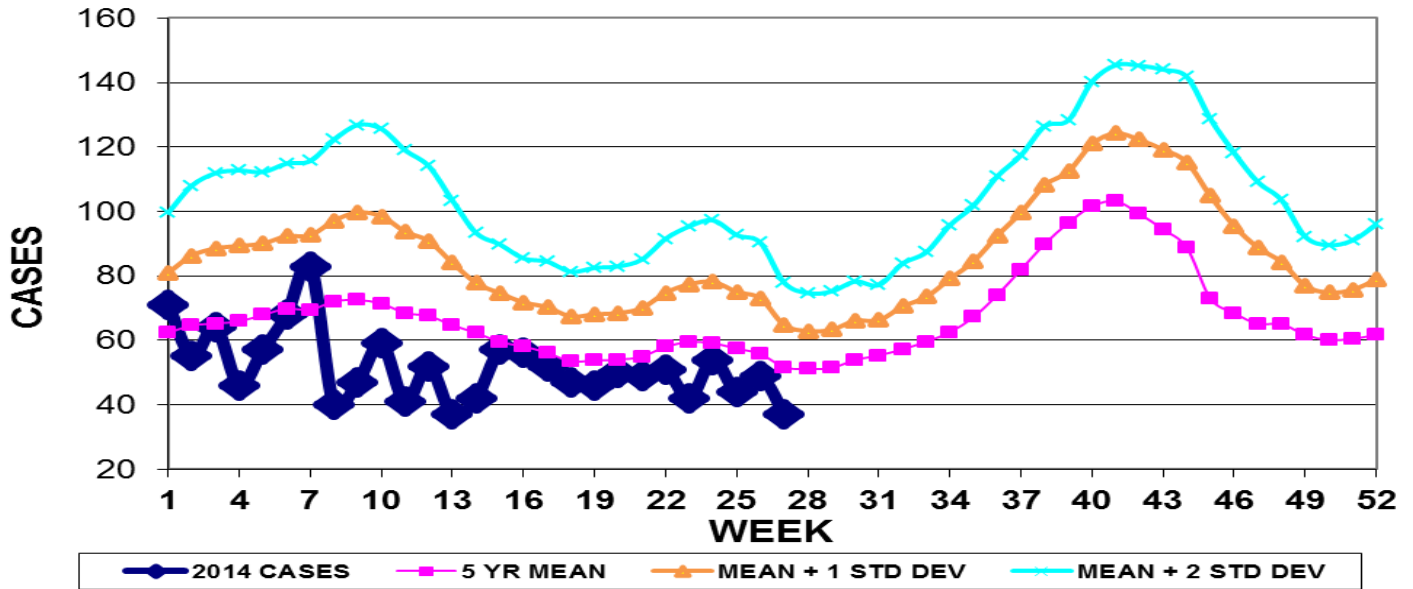


INFECTION CONTROL DEPARTMENT  
 GUAM MEMORIAL HOSPITAL AUTHORITY  
**GUAM EPIDEMIOLOGY NEWSLETTER**

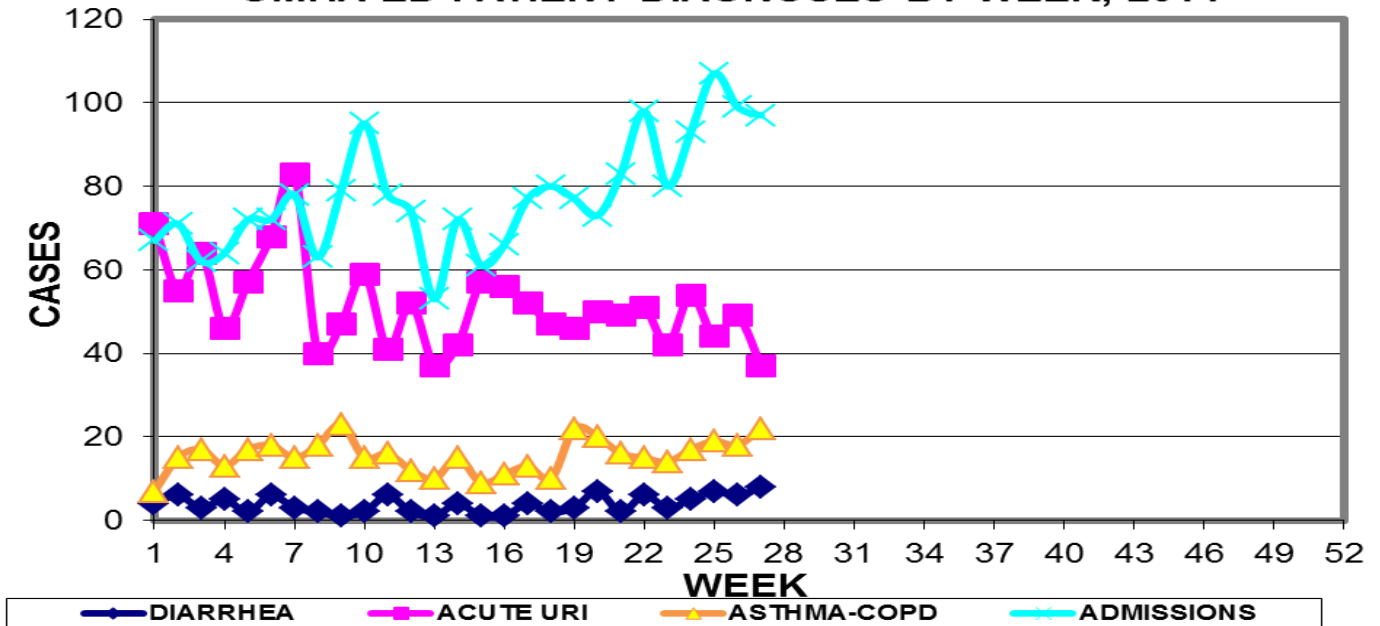
REPORT FOR WEEK ENDING: 7/5/2014 (Reporting week 2014-27)

**GUAM REPORTS**

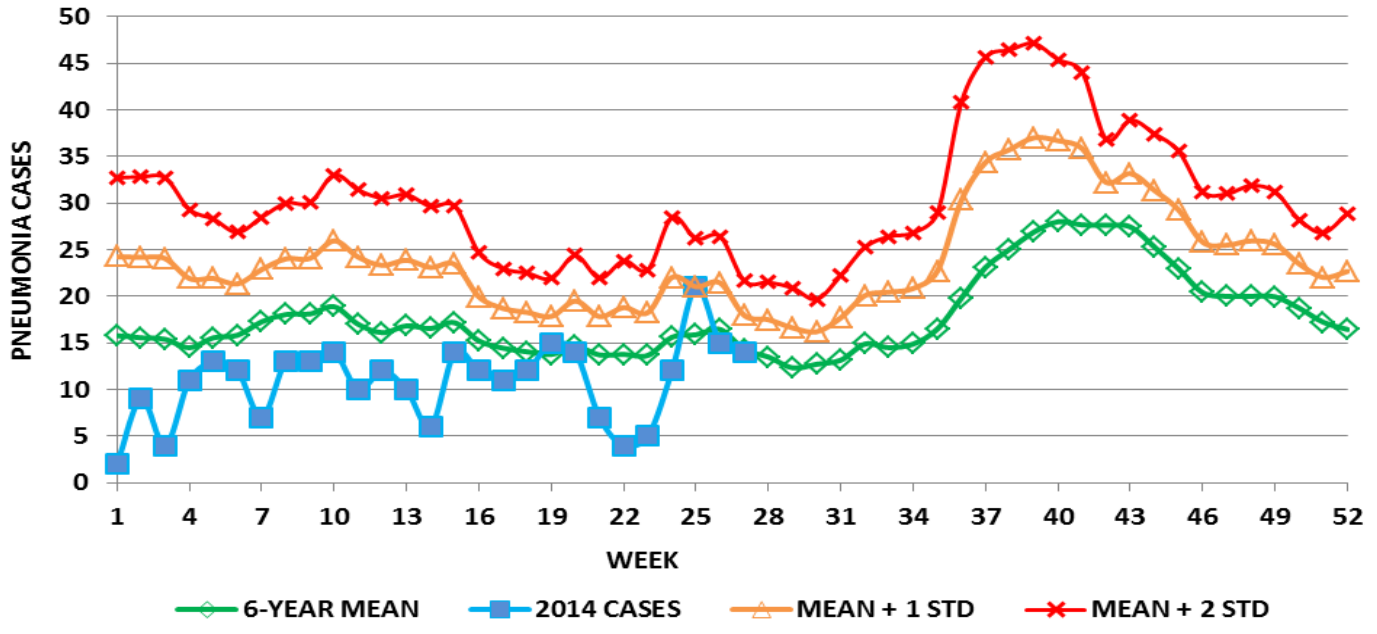
**GUAM ACUTE RESPIRATORY INFECTION SURVEILLANCE 2014;  
 GMHA-EMERGENCY DEPARTMENT PATIENTS BY WEEK SEEN**



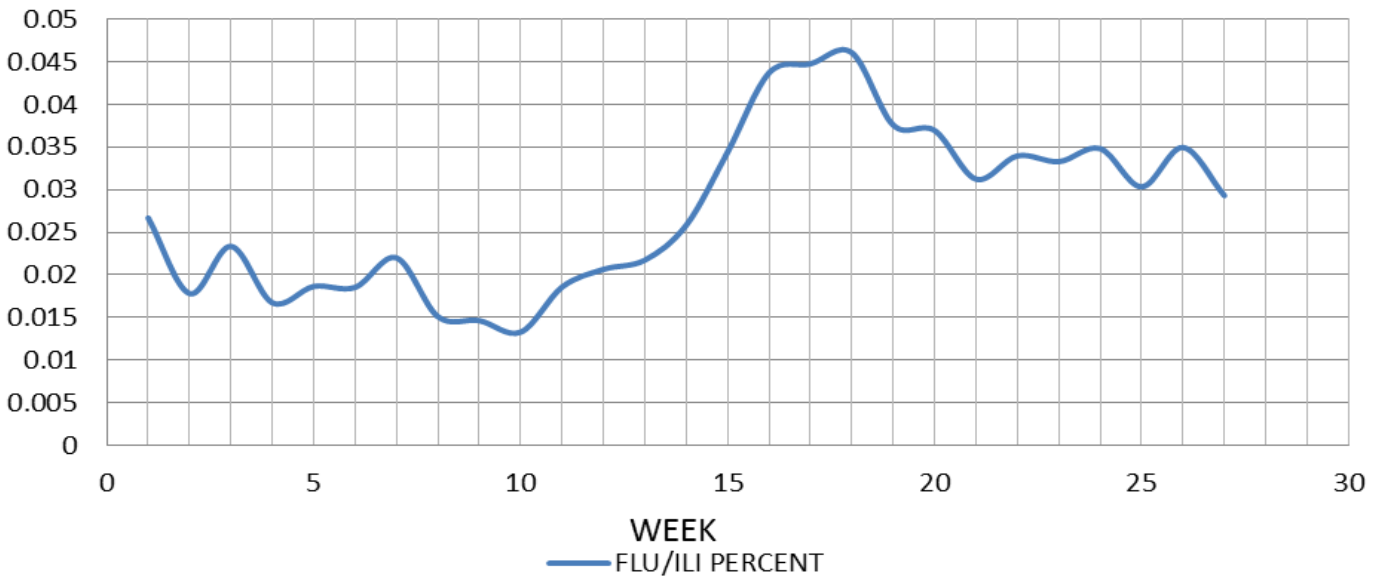
**GUAM SYNDROMIC DISEASE SURVEILLANCE  
 GMHA-ED PATIENT DIAGNOSES BY WEEK, 2014**



**MEDICAL RECORDS AND INFECTION CONTROL DEPARTMENTS  
GUAM MEMORIAL HOSPITAL AUTHORITY  
HOSPITAL INPATIENT DISCHARGES WITH A DIAGNOSIS OF PNEUMONIA  
BY WEEK DISCHARGED, 2014**



**PROPORTION OF TOTAL GMHA EMERGENCY DEPARTMENT  
PATIENTS WITH FLU/ILI SYMPTOMS - 2014 (3 WEEK MEAN)**



**GUAM SENTINEL PHYSICIAN INFLUENZA SURVEILLANCE**

REPORTS OF INFLUENZA OR INFLUENZA-LIKE ILLNESSES  
RECEIVED FOR THE WEEK ENDING 7/5/14

No cases reported by sentinel physicians

Bureau of Communicable Disease Control

**Guam Department of Public Health & Social Services**

**H1N1 INFLUENZA SURVEILLANCE, WEEK 27, 2014**

NO CASES OF H1N1 REPORTED FOR WEEK 27

**Cumulative 2014: 0 civilian & 0 military cases**

INFECTION CONTROL DEPARTMENT

GUAM MEMORIAL HOSPITAL AUTHORITY

**HOSPITALIZATIONS FOR INFLUENZA A BY AGE**

**AND MORBIDITY REPORTING WEEK**

<b>AGE</b>	<b>18</b>	<b>19</b>	<b>20</b>	<b>21</b>	<b>22</b>	<b>23</b>	<b>24</b>	<b>25</b>	<b>26</b>	<b>27</b>	<b>TOTAL</b>
0-4											1
5-18											
19-24											
25-49											
50-64											1
65+											
<b>TOTAL</b>	<b>0</b>	<b>0</b>	<b>0</b>	<b>0</b>	<b>0</b>	<b>0</b>	<b>0</b>	<b>0</b>	<b>0</b>	<b>0</b>	<b>2</b>

Bureau of Communicable Disease Control

**Guam Department of Public Health & Social Services**

**ISLAND-WIDE COMMUNICABLE DISEASE REPORT**

REPORTS RECEIVED FOR THE WEEK ENDING 7/5/2014

<i>Chlamydia trachomatis</i>	2
<i>Clostridium difficile</i>	1
Conjunctivitis	14
<i>E. coli</i> MDR	1
Hepatitis C	1
HPV	1
<i>Klebsiella pneumoniae</i> MDR	2
MRSA	1
Scabies	1
Streptococcal sore throat	6
Tuberculosis	1
VRE	1

**NOTE: Public Health currently has one operational FAX machine for submission of morbidity reports: 473-2104. If faxed to any other number, reports may not be received.**

INFECTION CONTROL DEPARTMENT  
 GUAM MEMORIAL HOSPITAL AUTHORITY  
**GMHA-EMERGENCY DEPARTMENT CLINICAL DIAGNOSES OF INFLUENZA OR FLU-  
 SYNDROME BY WEEK AND PATIENT'S VILLAGE OF RESIDENCE, 2014**  
 (Villages listed geographically from northern-most to southern-most)

VILLAGE	WEEK										TOTAL	2014 RATE
	18	19	20	21	22	23	24	25	26	27		
Yigo	3	0	1	0	1	2	0	3	2	2	33	159.03
Dededo	6	5	3	5	3	4	6	4	5	3	101	222.44
Tamuning	0	2	3	2	3	3	2	0	5	1	51	256.44
Barrigada	2	1	0	1	2	1	1	2	4	1	30	334.56
Mangilao	4	1	4	3	0	2	3	0	3	1	36	234.56
M-T-M	1	0	1	0	3	2	2	0	0	0	19	275.56
Hagatna	2	0	2	0	0	1	0	0	0	1	8	753.30
Agaña Hts	0	1	0	0	0	0	1	1	0	0	4	103.98
Sinajana	0	0	1	0	0	0	0	0	1	0	8	305.46
Chalan Pago-Ordot	1	0	0	1	0	0	1	1	0	1	12	174.11
Asan-Maina	0	0	0	1	2	0	0	0	0	0	3	138.95
Piti	0	0	0	0	0	0	0	0	0	0	2	136.15
Santa Rita	0	0	1	1	0	0	0	1	0	0	5	81.34
Agat	1	0	2	0	1	1	1	0	2	0	10	201.29
Yona	0	1	0	1	0	1	2	1	0	1	15	229.11
Talofofo	1	2	0	0	0	0	0	0	1	0	10	324.57
Inarajan	1	0	0	1	0	0	0	0	0	1	5	217.77
Merizo	0	0	0	0	3	0	1	0	0	0	7	374.53
Umatac	0	1	0	0	0	0	0	0	0	0	3	379.75
Tourist	0	0	0	0	0	0	2	0	0	0	8	
Unknown	1	0	0	0	0	0	0	0	0	0	3	
<b>TOTAL</b>	<b>24</b>	<b>14</b>	<b>18</b>	<b>16</b>	<b>18</b>	<b>17</b>	<b>22</b>	<b>13</b>	<b>23</b>	<b>12</b>	<b>375</b>	<b>232.92</b>

NOTE: Rate = cases per 100,000 population for the specified period.

INFLUENZA/ILI ACTIVITY LEVEL - Regional (Less than half of villages affected)  
 (ACTIVITY LEVELS: No activity, Sporadic, Local, Regional, Widespread)

**GUAM ANIMAL DISEASE (ZONOSSES) REPORTS**  
 REPORTS RECEIVED FOR THE WEEK ENDING 7/5/2014

No reports