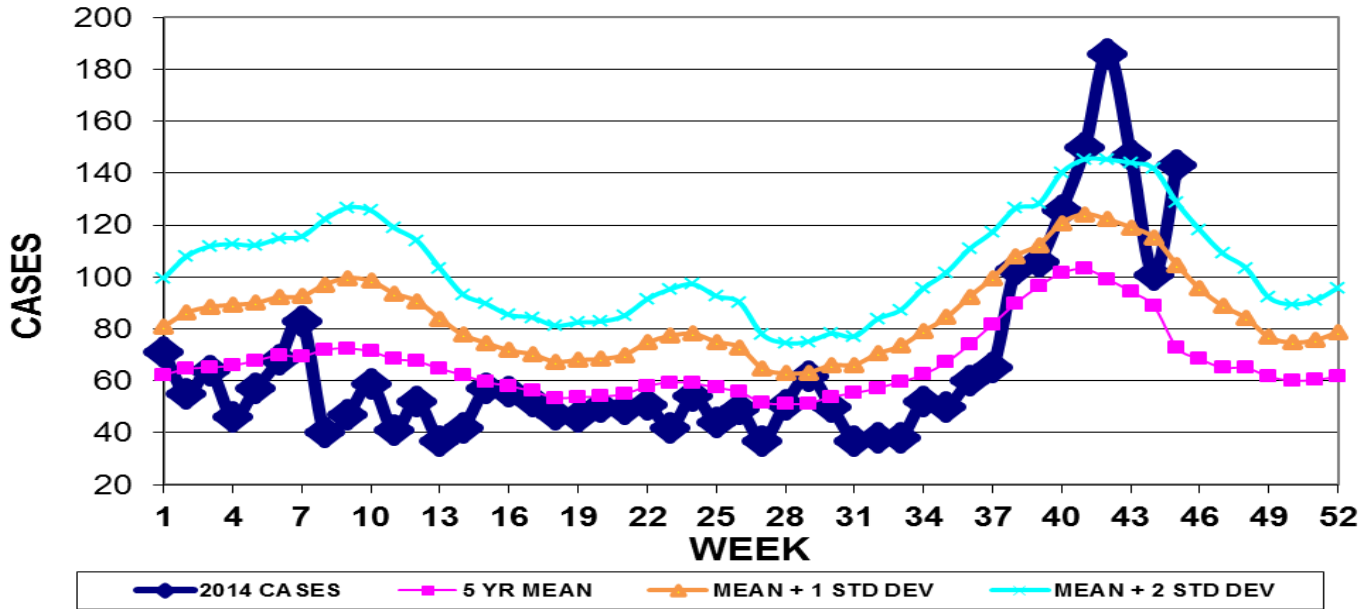


INFECTION CONTROL DEPARTMENT
 GUAM MEMORIAL HOSPITAL AUTHORITY
GUAM EPIDEMIOLOGY NEWSLETTER

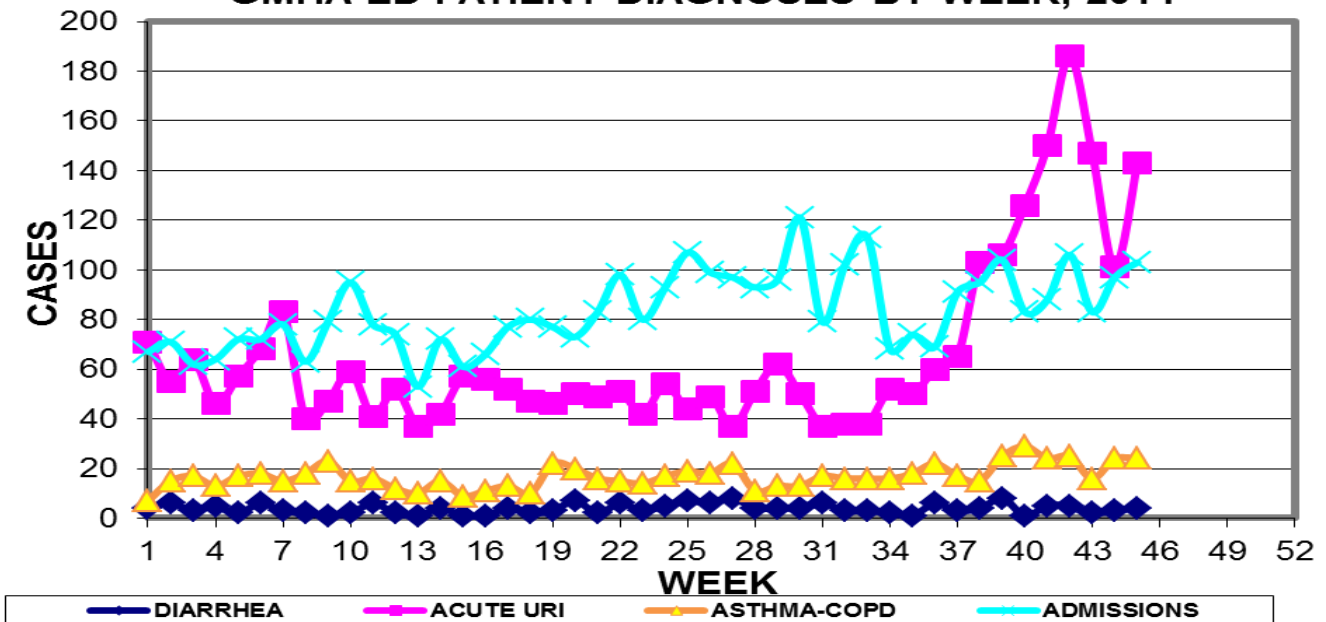
REPORT FOR WEEK ENDING: 11/8/2014 (Reporting week 2014-45)

GUAM REPORTS

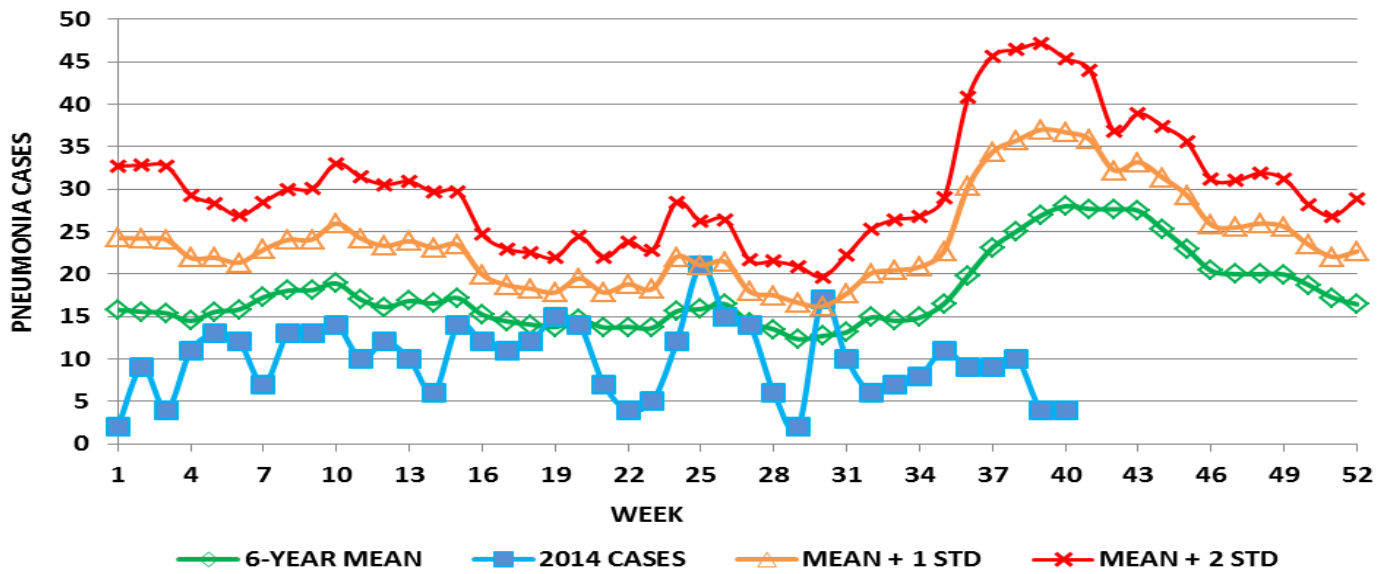
**GUAM ACUTE RESPIRATORY INFECTION SURVEILLANCE 2014;
 GMHA-EMERGENCY DEPARTMENT PATIENTS BY WEEK SEEN**



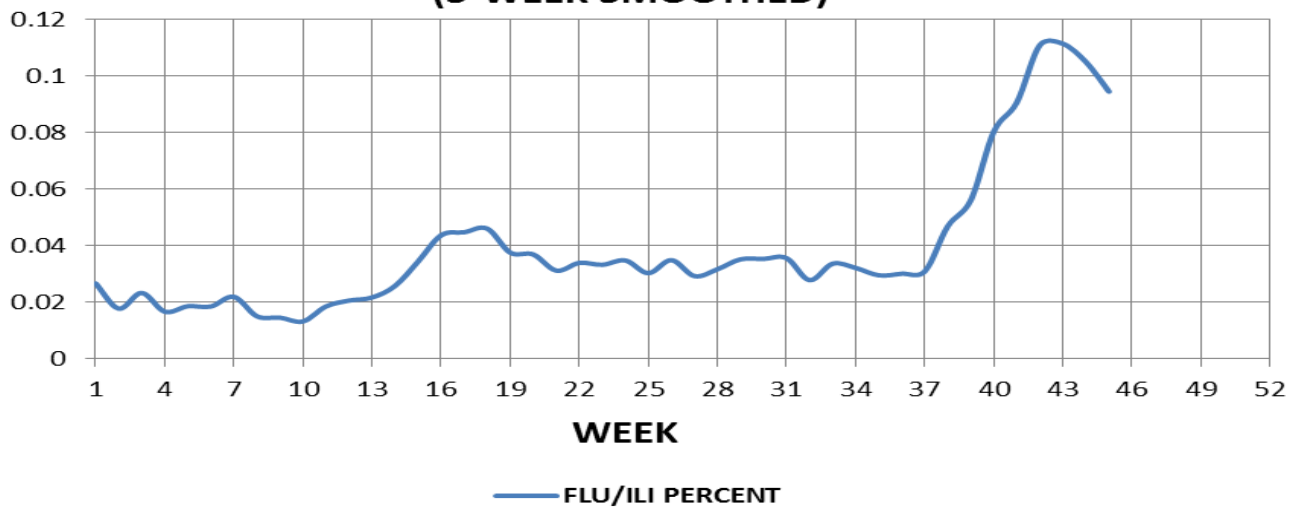
**GUAM SYNDROMIC DISEASE SURVEILLANCE
 GMHA-ED PATIENT DIAGNOSES BY WEEK, 2014**



**MEDICAL RECORDS AND INFECTION CONTROL DEPARTMENTS
GUAM MEMORIAL HOSPITAL AUTHORITY
HOSPITAL INPATIENT DISCHARGES WITH A DIAGNOSIS OF PNEUMONIA
BY WEEK DISCHARGED, 2014**



**FLU/ILI AS A PERCENT OF TOTAL PATIENTS
SEEN, GMHA-ED, 2014
(3-WEEK SMOOTHED)**



Bureau of Communicable Disease Control
Guam Department of Public Health & Social Services
H1N1 INFLUENZA SURVEILLANCE, WEEK 45, 2014
NO CASES OF H1N1 REPORTED FOR WEEK 45
Cumulative 2014: 0 civilian & 0 military cases

INFECTION CONTROL DEPARTMENT
 GUAM MEMORIAL HOSPITAL AUTHORITY
HOSPITALIZATIONS FOR INFLUENZA A BY AGE
AND MORBIDITY REPORTING WEEK

AGE	36	37	38	39	40	41	42	43	44	45	TOTAL
0-4					1						2
5-18											
19-24											
25-49											
50-64				1	1						3
65+					2						2
TOTAL	0	0	0	1	4	0	0	0	0	0	7

Bureau of Communicable Disease Control
Guam Department of Public Health & Social Services
ISLAND-WIDE COMMUNICABLE DISEASE REPORT

REPORTS RECEIVED FOR THE WEEK ENDING 11/8/2014

<i>Chlamydia trachomatis</i>	2
Conjunctivitis	2
Gonorrhea	2
Influenza B	1
Influenza, not typed	1
Scabies	15

□

INFECTION CONTROL DEPARTMENT
 GUAM MEMORIAL HOSPITAL AUTHORITY
**GMHA-EMERGENCY DEPARTMENT CLINICAL DIAGNOSES OF INFLUENZA OR
 FLU-SYNDROME BY WEEK AND PATIENT'S VILLAGE OF RESIDENCE, 2014**
 (Villages listed geographically from northern-most to southern-most)

VILLAGE	WEEK										TOTAL	2014 RATE
	36	37	38	39	40	41	42	43	44	45		
Yigo	4	1	6	5	4	8	12	10	4	9	111	534.91
Dededo	6	5	9	15	14	20	24	22	16	21	293	645.29
Tamuning	3	3	4	1	7	9	6	4	6	5	116	583.27
Barrigada	0	0	4	4	6	1	4	7	3	4	69	769.49
Mangilao	0	5	3	3	8	5	6	7	8	4	109	710.19
Mongmong-T-M	0	1	3	4	5	4	4	1	7	2	59	855.69
Hagatña	1	0	0	1	0	0	2	0	0	0	15	1412.43
Agaña Heights	0	1	0	1	0	1	0	1	0	1	9	233.95
Sinajana	1	0	2	0	0	2	1	2	1	4	24	916.38
Chalan Pago-Ordot	0	0	0	2	2	3	8	5	0	2	39	565.89
Asan-Maina	0	0	1	0	2	0	6	0	1	0	13	602.13
Piti	0	0	0	1	0	0	0	1	0	0	4	272.29
Santa Rita	0	0	1	0	2	0	2	2	0	0	12	195.22
Agat	0	0	1	1	2	3	4	1	0	2	26	523.25
Yona	2	0	3	3	3	7	3	5	3	3	60	916.45
Talofofo	2	0	0	1	3	4	2	2	1	0	28	908.80
Inarajan	1	0	1	2	3	0	0	1	0	2	18	783.97
Merizo	0	0	0	1	0	1	2	0	0	0	12	642.05
Umatac	0	0	1	0	1	0	1	1	0	2	9	1139.24
Tourist	0	0	0	0	1	0	2	1	0	0	11	
Unknown	0	0	0	0	0	0			0	0	3	
TOTAL	20	16	39	45	63	68	89	73	50	61	1043	647.82

NOTE: Rate = cases per 100,000 population for the specified period.

INFLUENZA/ILI ACTIVITY LEVEL - Widespread (More than half of villages affected)
 (ACTIVITY LEVELS: No activity, Sporadic, Local, Regional, Widespread)

GUAM ANIMAL DISEASE (ZONOSSES) REPORTS
 REPORTS RECEIVED FOR THE WEEK ENDING 11/8/2014

Anaplasmosis – 1 canine, Babesiosis – 1 canine