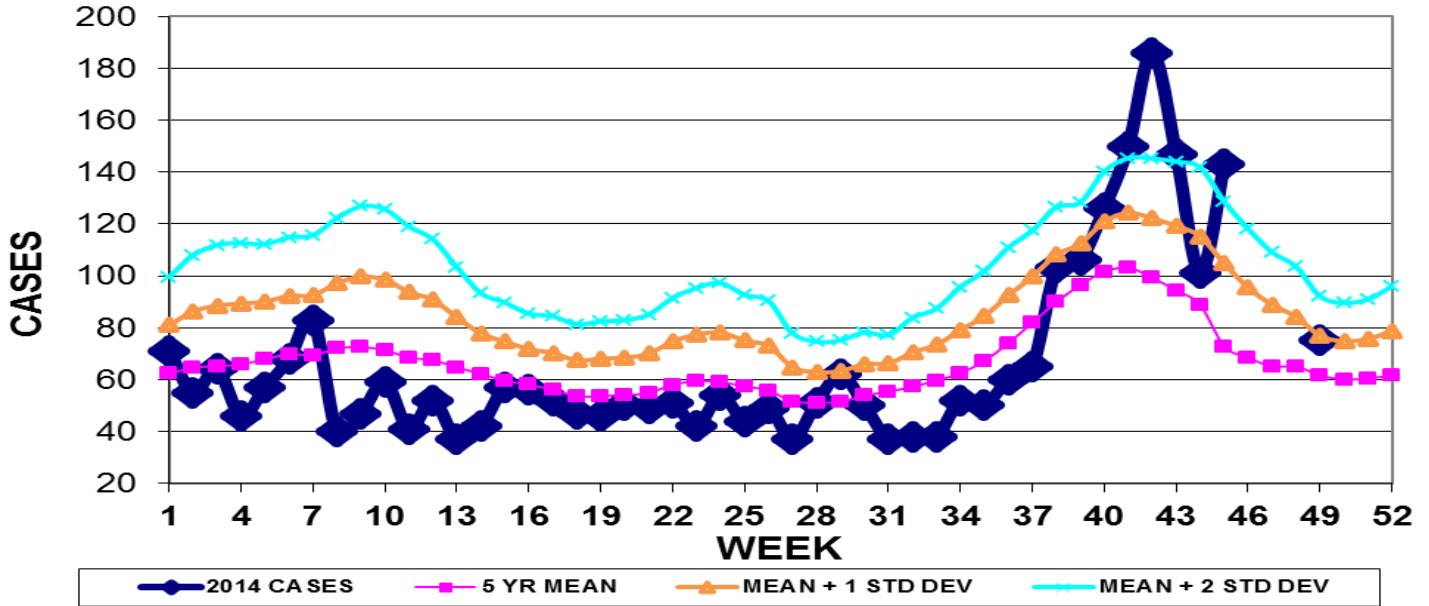


GUAM EPIDEMIOLOGY NEWSLETTER

REPORT FOR WEEK ENDING: 12/6/2014 (Reporting week 2014-49)

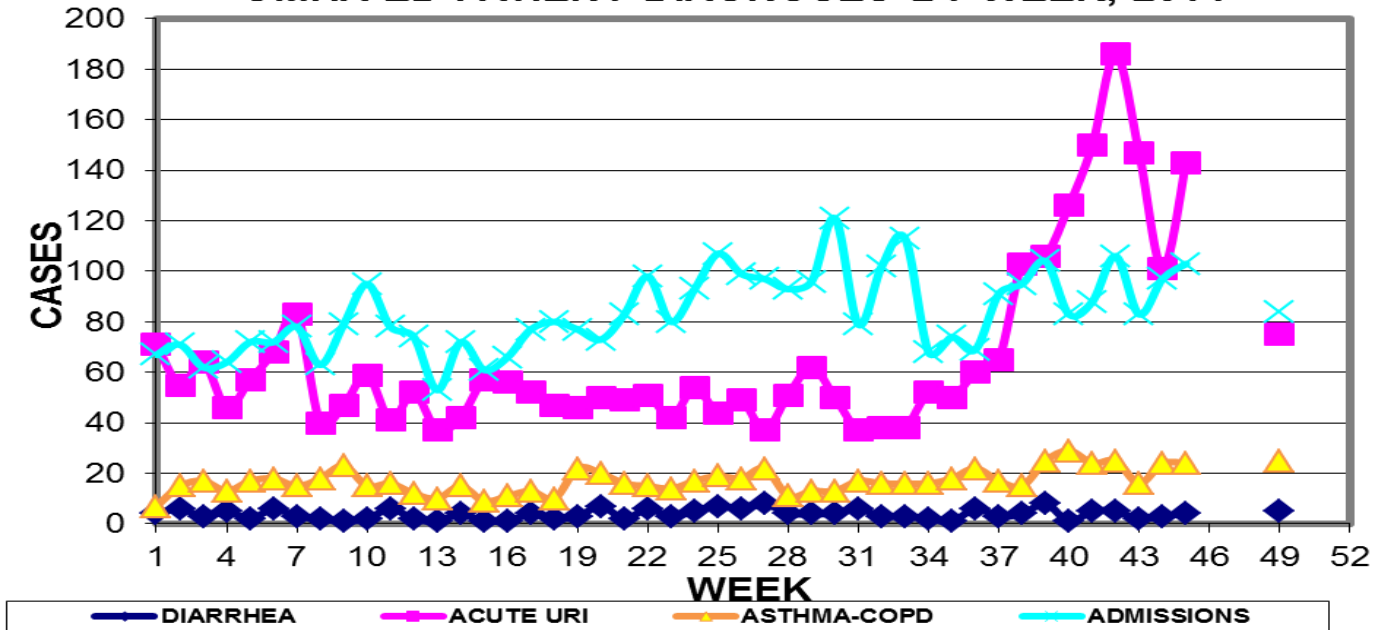
GUAM REPORTS

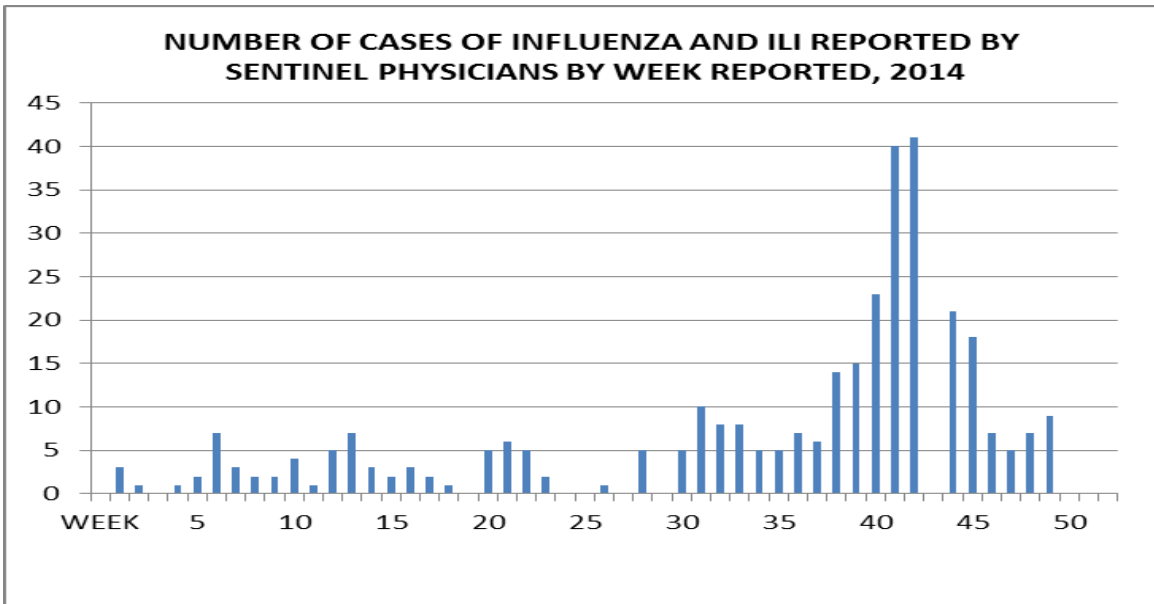
**GUAM ACUTE RESPIRATORY INFECTION SURVEILLANCE 2014;
 GMHA-EMERGENCY DEPARTMENT PATIENTS BY WEEK SEEN**



NOTE: GMHA-ED data not available for weeks 46, 47, and 48

**GUAM SYNDROMIC DISEASE SURVEILLANCE
 GMHA-ED PATIENT DIAGNOSES BY WEEK, 2014**





Bureau of Communicable Disease Control
 Guam Department of Public Health & Social Services
H1N1 INFLUENZA SURVEILLANCE, WEEK 49, 2014
 NO CASES OF H1N1 REPORTED FOR WEEK 49
Cumulative 2014: 0 civilian & 0 military cases

INFECTION CONTROL DEPARTMENT
 GUAM MEMORIAL HOSPITAL AUTHORITY
HOSPITALIZATIONS FOR INFLUENZA A BY AGE
AND MORBIDITY REPORTING WEEK

AGE	39	40	41	42	43	44	45	46	47	48	49	TOTAL
0-4		1										2
5-18												
19-24												
25-49												
50-64	1	1										3
65+		2										2
TOTAL	1	4	0	0	0	0	0	0	0	0	0	7

Bureau of Communicable Disease Control
Guam Department of Public Health & Social Services
ISLAND-WIDE COMMUNICABLE DISEASE REPORT
REPORTS RECEIVED FOR THE WEEK ENDING 12/6/2014

<i>Chlamydia trachomatis</i>	10
Conjunctivitis	8
Diphtheria	1
Gonorrhea	1
Hepatitis B	1
HPV	1
HSV	1
Mumps	2
Scabies	18
Syphilis, Primary	1

□

GUAM ANIMAL DISEASE (ZONOSSES) REPORTS
REPORTS RECEIVED FOR THE WEEK ENDING 12/6/2014
Anaplasmosis – 2 canine

INFECTION CONTROL DEPARTMENT
 GUAM MEMORIAL HOSPITAL AUTHORITY
**GMHA-EMERGENCY DEPARTMENT CLINICAL DIAGNOSES OF INFLUENZA OR
 FLU-SYNDROME BY WEEK AND PATIENT'S VILLAGE OF RESIDENCE, 2014**
 (Villages listed geographically from northern-most to southern-most)

WEEK

VILLAGE	40	41	42	43	44	45	46	47	48	49	TOTAL	2014 RATE
Yigo	4	8	12	10	4	9	NA	NA	NA	5	116	559.01
Dededo	14	20	24	22	16	21	NA	NA	NA	9	302	665.11
Tamuning	7	9	6	4	6	5	NA	NA	NA	2	118	593.32
Barrigada	6	1	4	7	3	4	NA	NA	NA	1	70	780.64
Mangilao	8	5	6	7	8	4	NA	NA	NA	3	112	729.74
Mongmong-T-M	5	4	4	1	7	2	NA	NA	NA	3	62	899.20
Hagatña	0	0	2	0	0	0	NA	NA	NA	0	15	1412.43
Agaña Heights	0	1	0	1	0	1	NA	NA	NA	0	9	233.95
Sinajana	0	2	1	2	1	4	NA	NA	NA	4	28	1069.11
Chalan Pago-Ordot	2	3	8	5	0	2	NA	NA	NA	1	40	580.38
Asan-Maina	2	0	6	0	1	0	NA	NA	NA	0	13	602.13
Piti	0	0	0	1	0	0	NA	NA	NA	0	4	272.29
Santa Rita	2	0	2	2	0	0	NA	NA	NA	0	12	195.22
Agat	2	3	4	1	0	2	NA	NA	NA	1	27	543.48
Yona	3	7	3	5	3	3	NA	NA	NA	0	60	916.45
Talofof	3	4	2	2	1	0	NA	NA	NA	0	28	908.80
Inarajan	3	0	0	1	0	2	NA	NA	NA	0	18	783.97
Merizo	0	1	2	0	0	0	NA	NA	NA	0	12	642.05
Umatac	1	0	1	1	0	2	NA	NA	NA	0	9	1139.24
Tourist	1	0	2	1	0	0	NA	NA	NA	0	11	
Unknown	0	0			0	0	NA	NA	NA	0	3	
TOTAL	63	68	89	73	50	61	NA	NA	NA	29	1072	665.83

NOTE: Rate = cases per 100,000 population for the specified period.

NA = Data not available

INFLUENZA/ILI ACTIVITY LEVEL (Week 49) - Regional

(ACTIVITY LEVELS: No activity, Sporadic, Local, Regional, Widespread)

GUAM ANIMAL DISEASE (ZONOSSES) REPORTS

REPORTS RECEIVED FOR THE WEEK ENDING 12/6/2014

Anaplasmosis – 2 canine