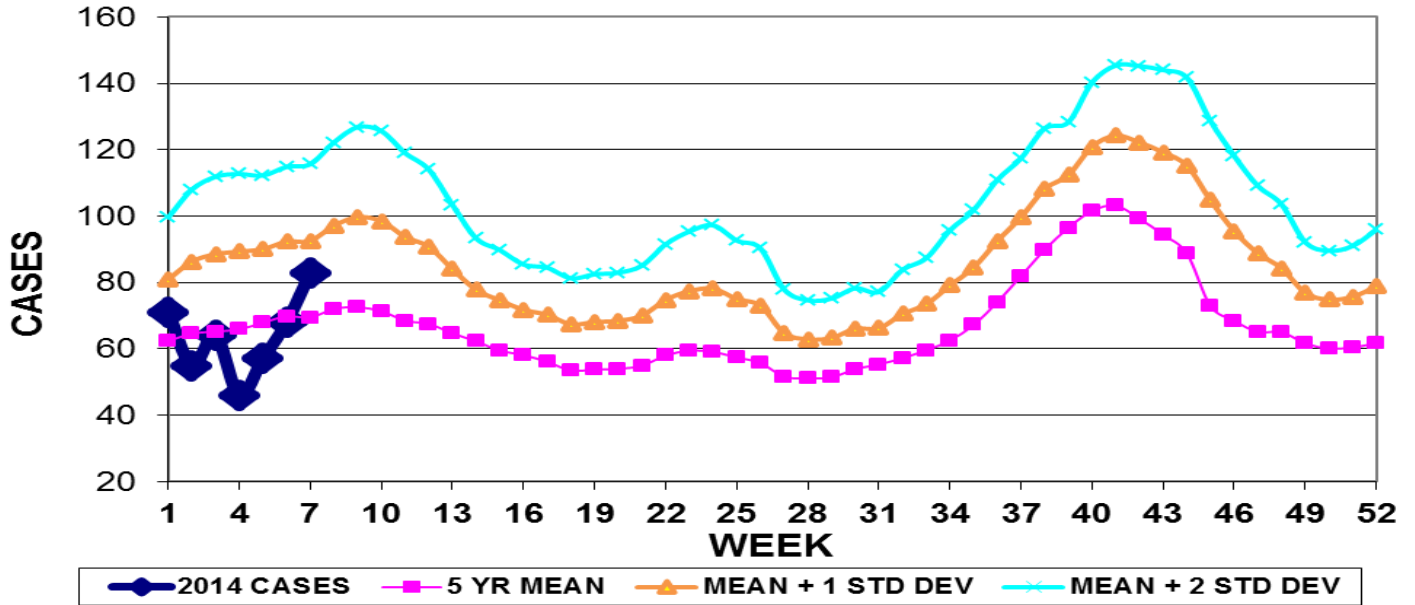


**GUAM EPIDEMIOLOGY NEWSLETTER**

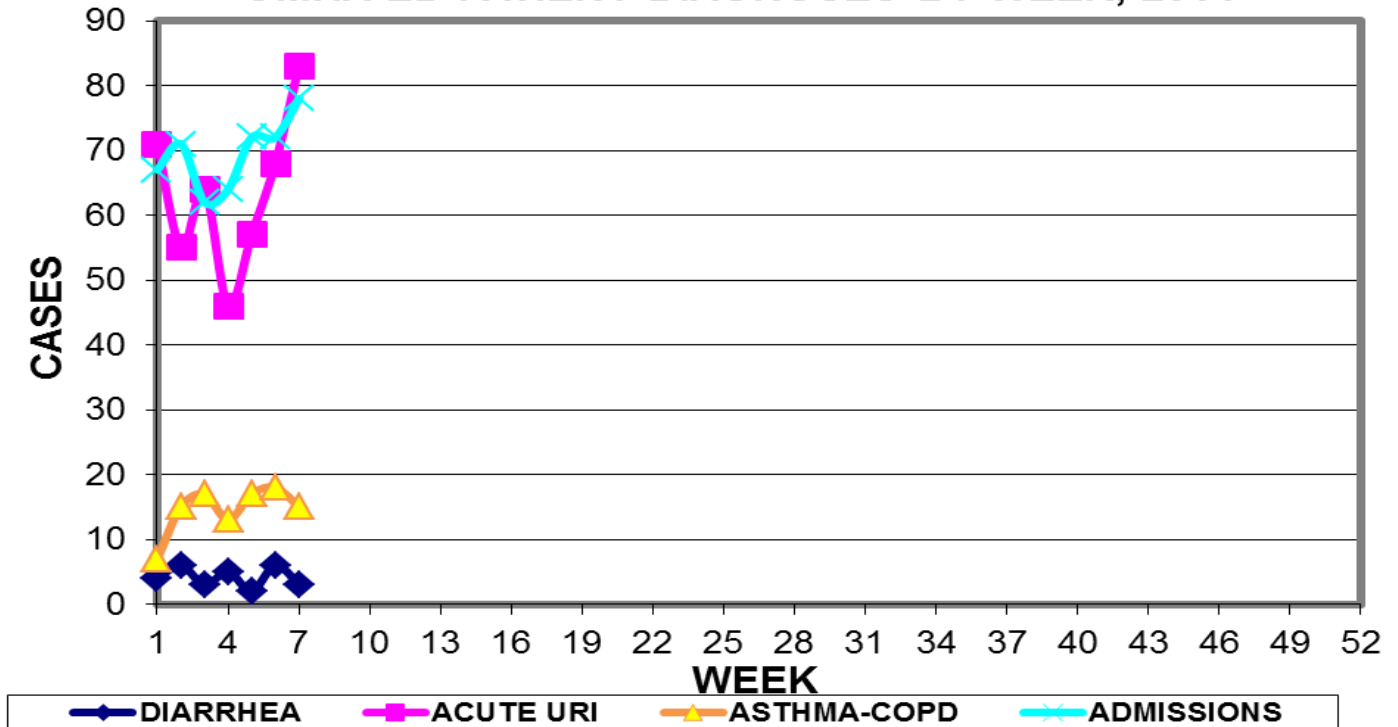
REPORT FOR WEEK ENDING: 2/15/2014 (Reporting week 2014-7)

**GUAM REPORTS**

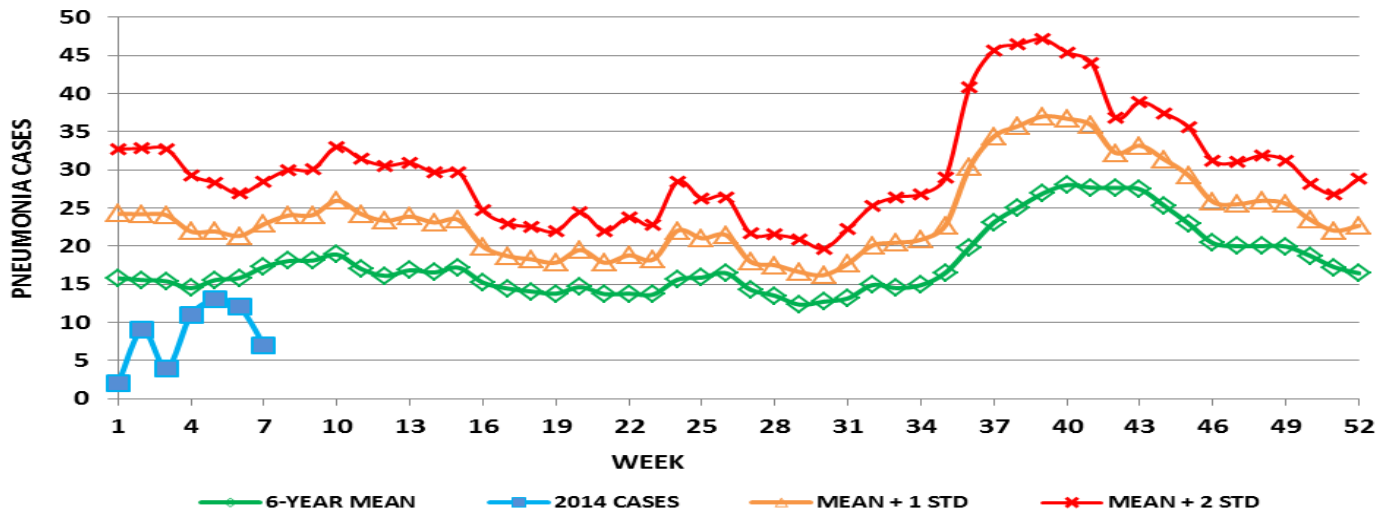
**GUAM ACUTE RESPIRATORY INFECTION SURVEILLANCE 2014;  
 GMHA-EMERGENCY DEPARTMENT PATIENTS BY WEEK SEEN**



**GUAM SYNDROMIC DISEASE SURVEILLANCE  
 GMHA-ED PATIENT DIAGNOSES BY WEEK, 2014**



**MEDICAL RECORDS AND INFECTION CONTROL DEPARTMENTS  
GUAM MEMORIAL HOSPITAL AUTHORITY  
HOSPITAL INPATIENT DISCHARGES WITH A DIAGNOSIS OF PNEUMONIA  
BY WEEK DISCHARGED, 2014**



**GUAM SENTINEL PHYSICIAN INFLUENZA SURVEILLANCE**

REPORTS OF INFLUENZA OR INFLUENZA-LIKE ILLNESSES  
RECEIVED FOR THE WEEK ENDING 2/15/14

Local – Three cases reported by sentinel physicians

(ACTIVITY LEVELS: No activity, Sporadic, Local, Regional, Widespread)

Bureau of Communicable Disease Control

Guam Department of Public Health & Social Services

**H1N1 INFLUENZA SURVEILLANCE, WEEK 7, 2014**

NO CASES OF H1N1 REPORTED FOR WEEK 7

**Cumulative 2014: 0 civilian & 0 military cases**

INFECTION CONTROL DEPARTMENT

GUAM MEMORIAL HOSPITAL AUTHORITY

**HOSPITALIZATIONS FOR INFLUENZA A BY AGE  
AND MORBIDITY REPORTING WEEK**

AGE	1	2	3	4	5	6	7	8	9	10	TOTAL
0-4											
5-18											
19-24											
25-49											
50-64						1					1
65+											
TOTAL	0	0	0	0	0	1	0				1

INFECTION CONTROL DEPARTMENT  
 GUAM MEMORIAL HOSPITAL AUTHORITY  
**GMHA-EMERGENCY DEPARTMENT CLINICAL DIAGNOSES OF INFLUENZA OR FLU-  
 SYNDROME BY WEEK AND PATIENT'S VILLAGE OF RESIDENCE, 2013**  
 (Villages listed geographically from northern-most to southern-most)

VILLAGE	WEEK									TOTAL	2014 RATE
	1	2	3	4	5	6	7	8	9		
Yigo	0	1	2	0	1	2	1			7	33.73
Dededo	6	4	3	4	2	4	2			25	55.06
Tamuning	5	1	0	0	0	0	2			8	40.23
Barrigada	2	0	0	1	2	0	1			6	66.91
Mangilao	0	0	0	2	0	1	2			5	32.58
M-T-M	2	0	0	1	1	0	0			4	58.01
Hagatna	1	0	0	0	0	0	0			1	91.46
Agaña Hts	0	0	0	0	1	0	0			1	25.99
Sinajana	2	0	0	0	0	0	1			3	114.55
Chalan Pago-Ordot	1	1	1	0	0	0	0			3	43.53
Asan-Maina	0	0	0	0	0	0	0			0	0
Piti	0	1	0	0	0	1	0			2	136.15
Santa Rita	0	0	0	0	0	0	0			0	0
Agat	0	0	0	0	1	0	0			1	20.13
Yona	0	0	1	0	1	0	1			3	45.82
Talofof	0	0	1	1	1	0	2			5	162.28
Inarajan	0	1	0	0	0	1	0			2	87.11
Merizo	0	0	1	0	0	0	0			1	53.50
Umatac	0	0	0	0	0	0	1			1	126.58
Tourist	0	0	0	0	1	0	2			3	
Unknown	0	0	0	0	0	0	0			0	
<b>TOTAL</b>	19	9	9	9	11	9	15			81	50.31

NOTE: Rate = cases per 100,000 population for the specified period.

**GUAM ANIMAL DISEASE (ZONOSSES) REPORTS**  
 REPORTS RECEIVED FOR THE WEEK ENDING 2/15/2014

No reports received

Bureau of Communicable Disease Control  
**Guam Department of Public Health & Social Services**  
**ISLAND-WIDE COMMUNICABLE DISEASE REPORT**

REPORTS RECEIVED FOR THE WEEK ENDING 2/15/2014

Chickenpox	1
<i>Chlamydia trachomatis</i>	22
Gonorrhea	5
Hepatitis B	5
Hepatitis C	4
HPV	1
HSV 2	2
Influenza A	3
MRSA	10
Streptococcal sore throat	1
Streptococcal disease, other	1
TB, pulmonary	1
VRE	1

PREVENTIVE MEDICINE DEPARTMENT  
 U.S. NAVAL HOSPITAL GUAM  
**PNEUMONIA CASES SEEN IN GUAM MILITARY  
 TREATMENT FACILITIES BY WEEK REPORTED, 2014**

