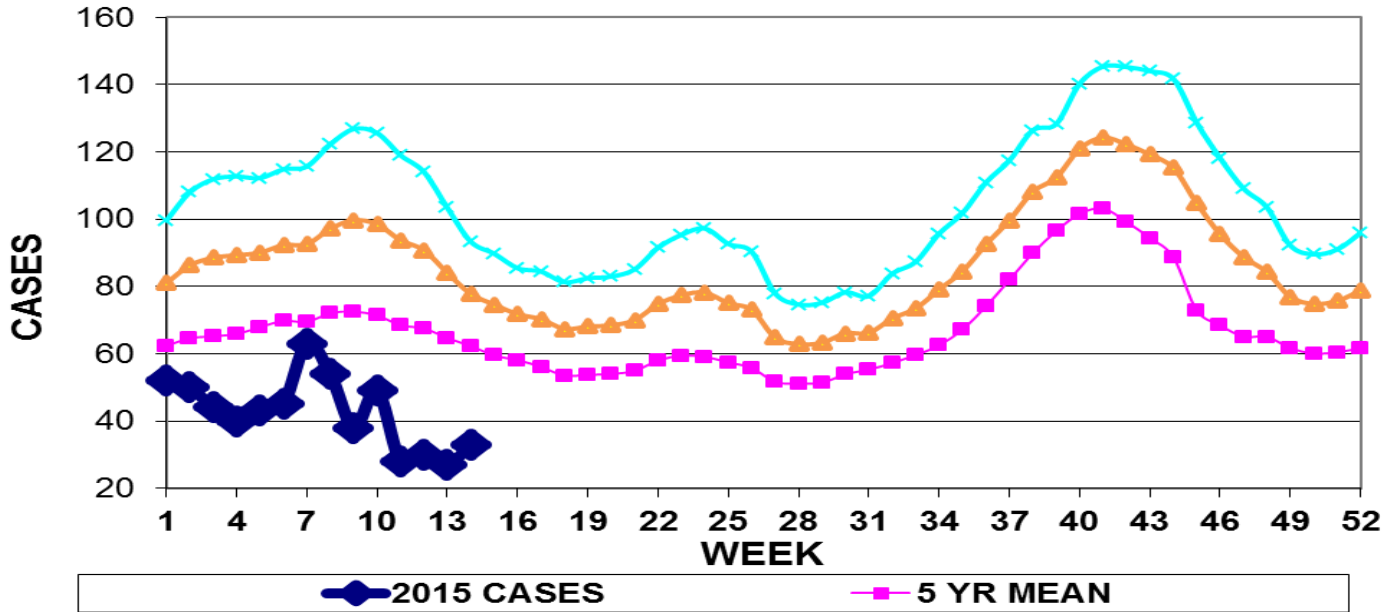


INFECTION CONTROL DEPARTMENT
 GUAM MEMORIAL HOSPITAL AUTHORITY
GUAM EPIDEMIOLOGY NEWSLETTER

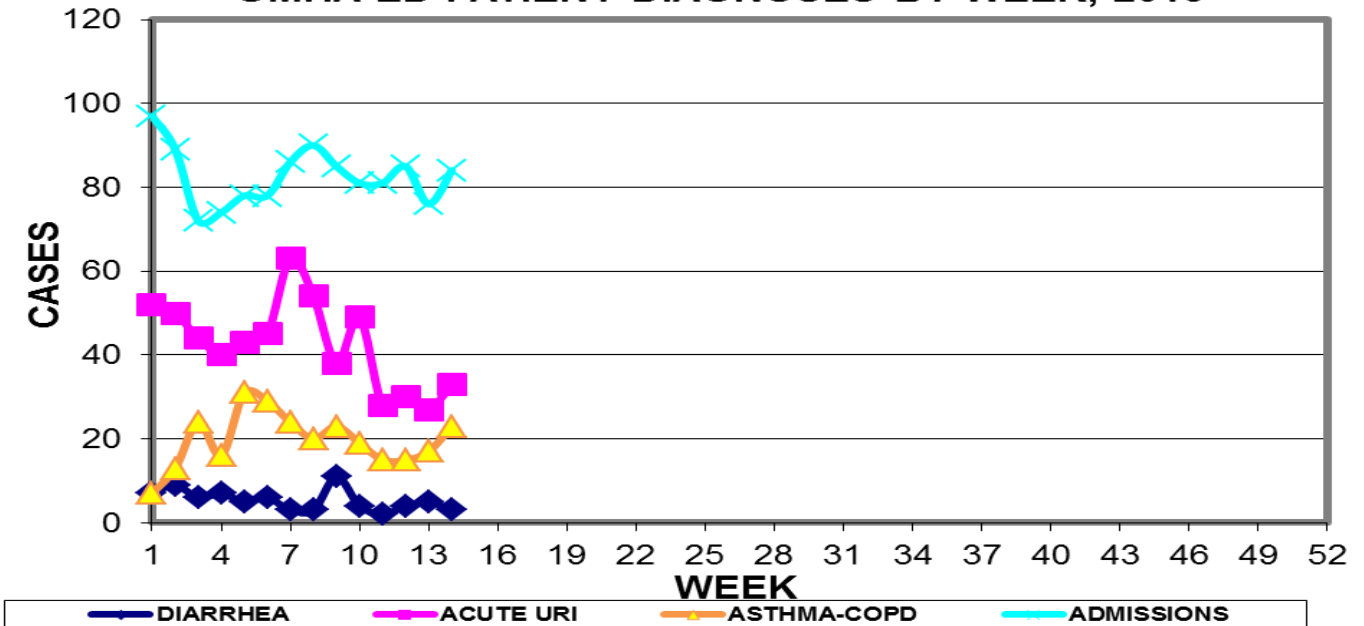
REPORT FOR WEEK ENDING: 4/11/2015 (Reporting week 2015-14)

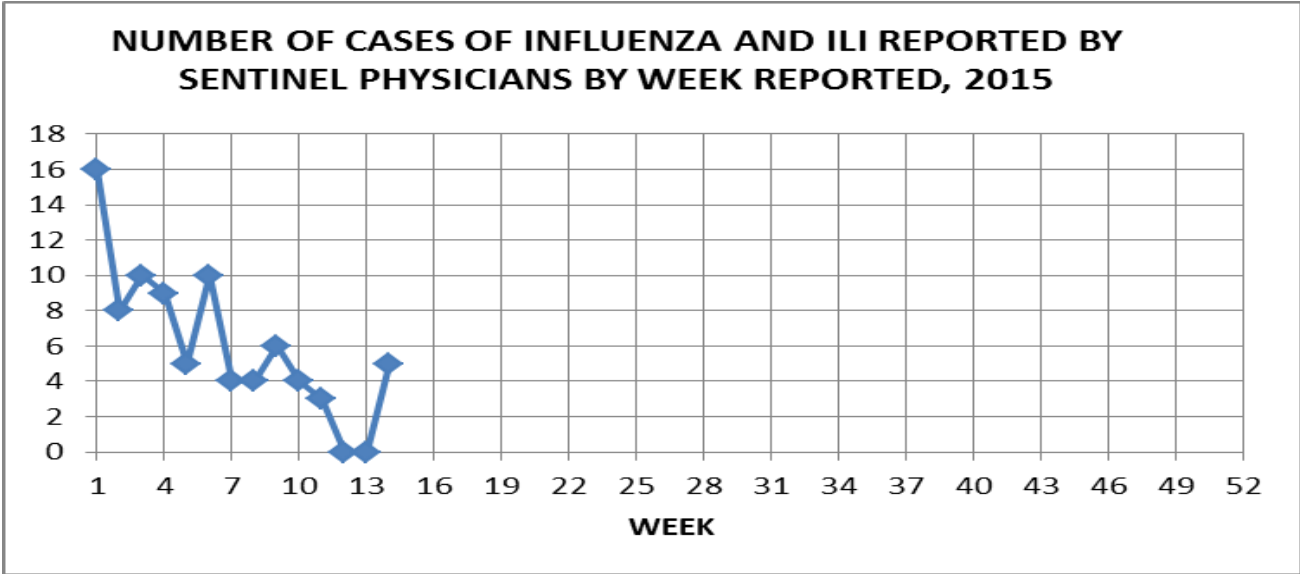
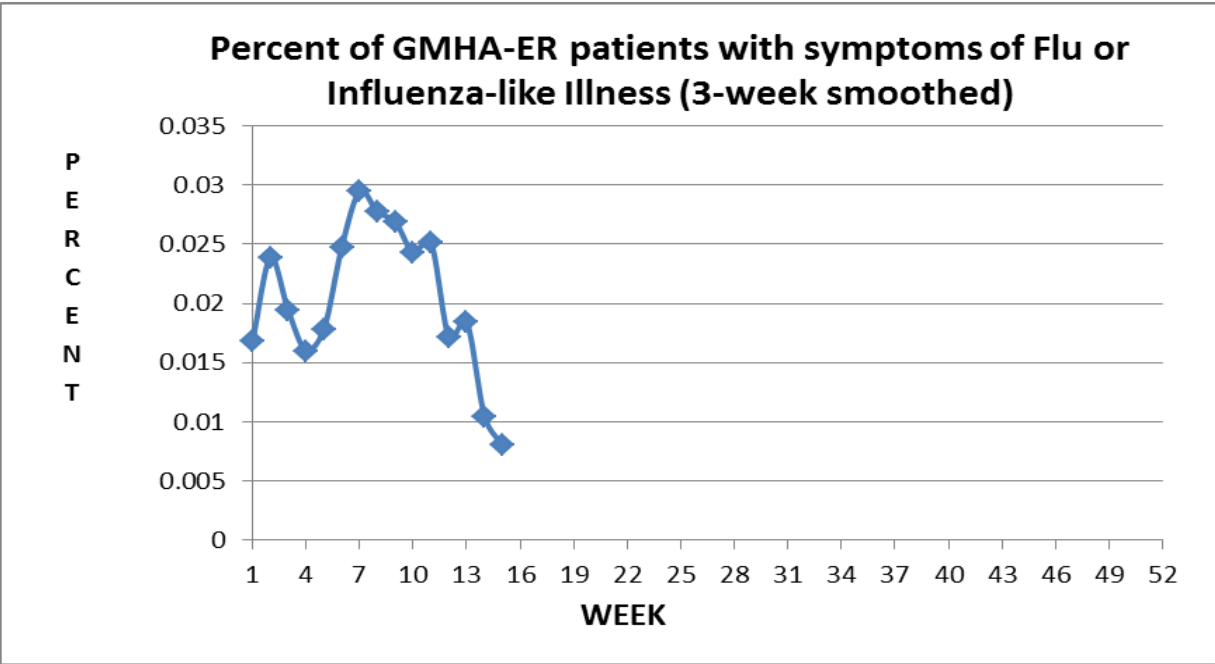
GUAM REPORTS

**GUAM ACUTE RESPIRATORY INFECTION SURVEILLANCE 2015;
 GMHA-EMERGENCY DEPARTMENT PATIENTS BY WEEK SEEN**



**GUAM SYNDROMIC DISEASE SURVEILLANCE
 GMHA-ED PATIENT DIAGNOSES BY WEEK, 2015**





GUAM SENTINEL PHYSICIAN INFLUENZA SURVEILLANCE
 REPORTS OF INFLUENZA OR INFLUENZA-LIKE ILLNESSES
 RECEIVED FOR THE WEEK ENDING 4/11/15
 Five cases reported by sentinel physicians

Bureau of Communicable Disease Control
 Guam Department of Public Health & Social Services
H1N1 INFLUENZA SURVEILLANCE, WEEK 14

**NO CASES OF H1N1 REPORTED FOR WEEK 14
Cumulative 2015: 0 civilian & 0 military cases**

INFECTION CONTROL DEPARTMENT
GUAM MEMORIAL HOSPITAL AUTHORITY
**HOSPITALIZATIONS FOR INFLUENZA A BY AGE
AND MORBIDITY REPORTING WEEK, 2015**

AGE	3	4	5	6	7	8	9	10	11	12	13	14	TOTAL
0-4													
5-18													
19-24													
25-49													
50-64													
65+													
TOTAL	0	0	0	0	0	0	0	1	0	0	0	0	1

Bureau of Communicable Disease Control
**Guam Department of Public Health & Social Services
ISLAND-WIDE COMMUNICABLE DISEASE REPORT**

REPORTS RECEIVED DURING THE WEEK ENDING 4/11/2015

<i>Chlamydia trachomatis</i>	24
Conjunctivitis	3
Gonorrhea	3
Hepatitis A	1
Hepatitis B	4
Hepatitis C	1
HPV	1
MRSA	4
Pertussis	1
Scabies	1
Streptococcal sore throat	3
Varicella	1

□

INFECTION CONTROL DEPARTMENT
 GUAM MEMORIAL HOSPITAL AUTHORITY
**GMHA-EMERGENCY DEPARTMENT CLINICAL DIAGNOSES OF INFLUENZA OR
 FLU-SYNDROME BY WEEK AND PATIENT'S VILLAGE OF RESIDENCE, 2015**
 (Villages listed geographically from northern-most to southern-most)

WEEK

VILLAGE	5	6	7	8	9	10	11	12	13	14	TOTAL	2015 RATE
Yigo	4	2	1	2	1	5	1	1	0	1	21	100.71
Dededo	1	4	6	3	3	4	2	3	1	4	40	87.67
Tamuning	0	0	1	3	1	2	1	0	0	1	13	65.05
Barrigada	0	1	1	0	2	0	0	0	0	1	7	77.69
Mangilao	0	1	1	0	0	2	1	1	0	1	10	58.36
Mongmong-T-M	0	1	1	1	1	0	0	3	0	2	14	202.05
Hagatña	0	0	1	0	0	0	0	0	0	0	1	93.72
Agaña Heights	0	0	0	0	0	0	0	0	0	0	0	0.00
Sinajana	0	0	1	0	0	1	0	0	0	0	2	76.02
Chalan Pago-Ordot	0	0	0	1	0	0	1	0	0	0	3	43.32
Asan-Maina	0	0	0	0	0	0	0	0	0	0	0	0.00
Piti	0	0	0	0	0	0	0	0	0	0	0	0.00
Santa Rita	0	0	0	1	0	0	0	0	0	0	4	64.76
Agat	0	1	1	0	0	0	0	0	0	0	5	100.16
Yona	0	0	0	1	0	0	0	0	0	0	3	45.60
Talofof	0	0	0	0	1	0	0	0	0	0	1	32.30
Inarajan	0	0	1	1	0	0	1	0	0	0	4	173.31
Merizo	1	1	0	0	0	0	0	0	0	0	5	266.24
Umatac	0	0	0	0	0	0	0	0	0	0	0	0.00
Tourist	0	1	0	1	0	0	0	1	2	0	5	
Unknown	0	0	1	0	0	0	0	0	0	0	1	
TOTAL	6	12	16	14	9	14	8	9	3	10	142	87.77

NOTE: Rate = cases per 100,000 population for the year to date.

INFLUENZA/ILI ACTIVITY LEVEL - Regional (6 villages affected)
 (ACTIVITY LEVELS: No activity, Sporadic, Local, Regional, Widespread)

GUAM ANIMAL DISEASE (ZONOSSES) REPORTS
 REPORTS RECEIVED FOR THE WEEK ENDING 4/11/2015

Anaplasmosis – 1 canine, Babsiosis – 1 canine, Ehrlichiosis – 1 canine